




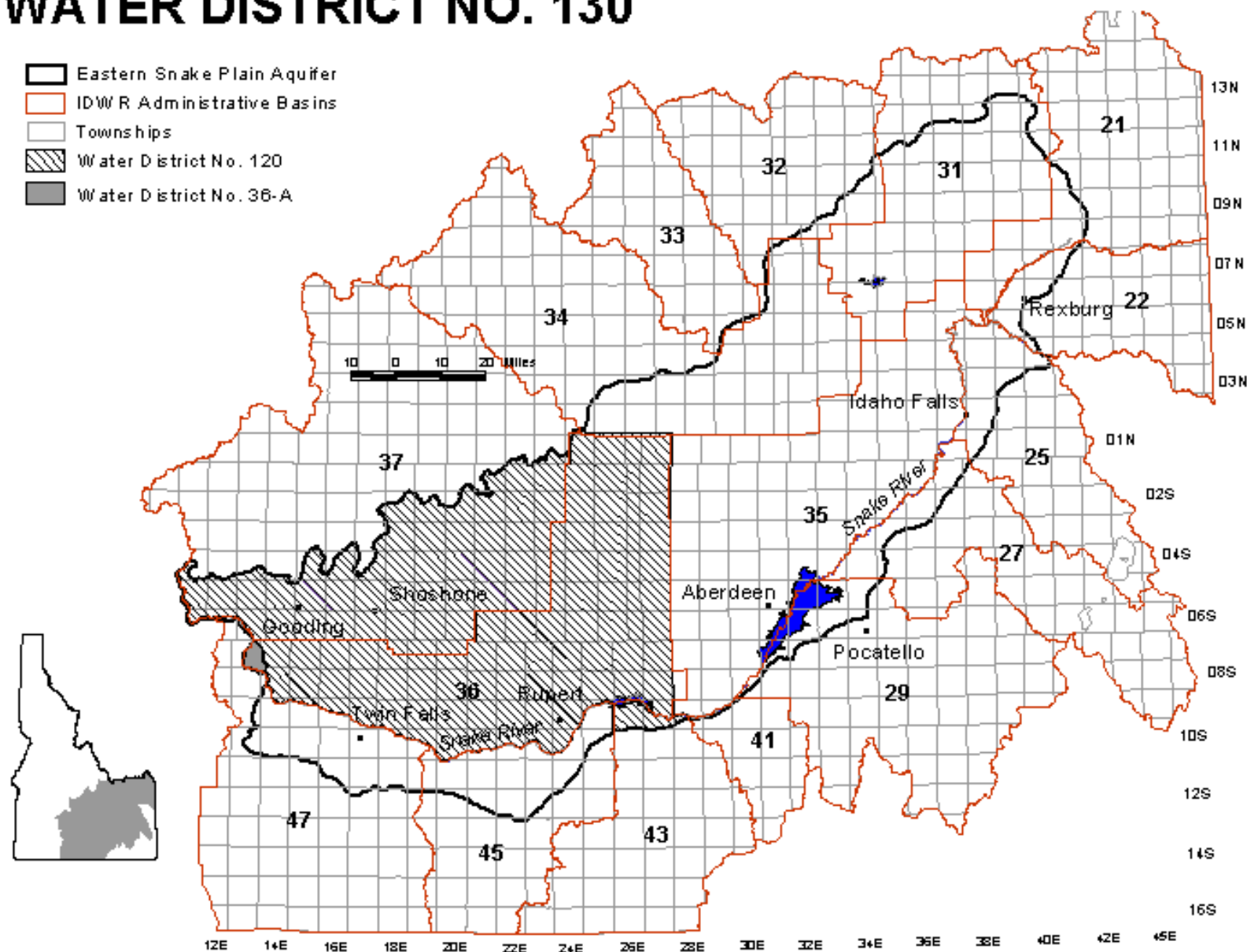


Water District 130 Report of Watermaster 2013 Annual Meeting

Cindy Yenter
February 5, 2013

WATER DISTRICT NO. 130

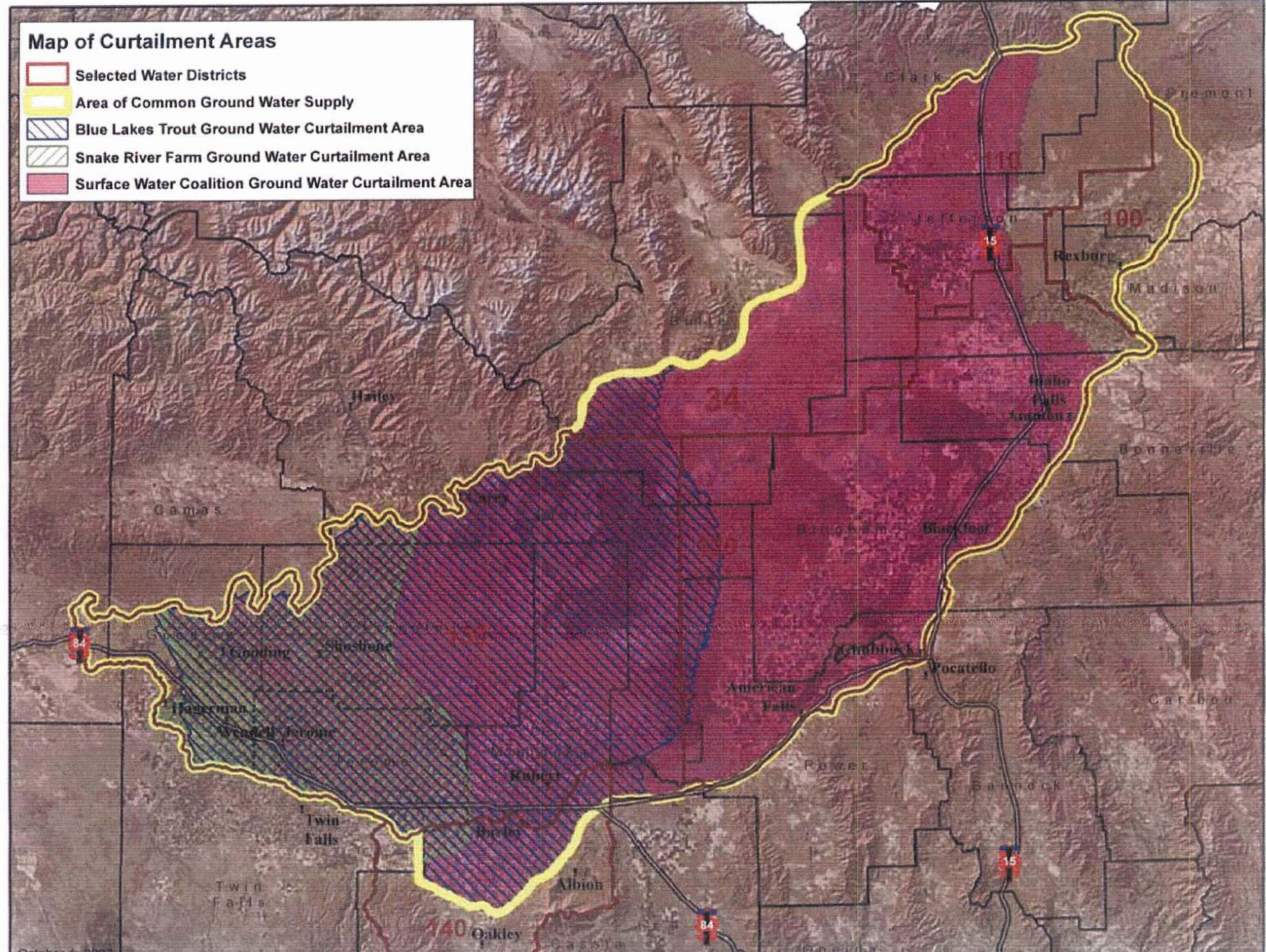
-  Eastern Snake Plain Aquifer
-  IDWR Administrative Basins
-  Townships
-  Water District No. 120
-  Water District No. 36-A





Map of Curtailment Areas

-  Selected Water Districts
-  Area of Common Ground Water Supply
-  Blue Lakes Trout Ground Water Curtailment Area
-  Snake River Farm Ground Water Curtailment Area
-  Surface Water Coalition Ground Water Curtailment Area







YEAR END REPORT for 2012 ESPA Managed Recharge

Canal	Acre-Feet	cost \$	comments
ASCC	7,824	23,472	
FMID	23,903	50,000	
GFCC	18,961	36,500	
SFAC	19,459	30,200	
Total Above AmFls	70,147	140,172	
AFRD2	6,837	20,511	
NSCC	36,050	99,268	
SWID	1230	3,690	
Total Below AmFls	44,117	123,469	
TOTAL Snake River	114,264	263,641	
Big Wood River	Acre-Feet	cost \$	comments
BWCC	11,443	34,329	
TOTAL Snake+Wood	125,707	297,970	
% above Am Fls	56	47	
% below Am Fls	44	53	

ASCC	Aberdeen-Springfield	GFCC	Great Feeder Canals
AFRD2	Milner-Gooding	NSCC	North Side
BWCC	Big Wood	SFAC	South Fork Area Canals (Enterprise, Farmers Friend, Progressive)
FMID	Fremont-Madison	SWID	Southwest







Goals 2013

- Flow meter notification letters
- PCC use evaluations
- Water District permanent records

WATER DISTRICT 130

FINANCIAL REPORT AND BALANCE SHEET FY2012

February 5, 2013

Beginning Cash Balance March 1, 2012	\$10,605.64
 Total Bank Deposits March 1, 2012 to Jan 31, 2013	 \$69,142.06
 Total payments to IDWR March 1, 2012 to Jan 31, 2013	 \$51,782.60
Current year	\$38,981.83
Prior year	\$12,800.77
 Misc payments, refunds, bank charges	 \$8.96
 Cash on Hand Feb 5, 2013	 \$27,956.14
 Due to IDWR Feb	 \$16,133.89
 Estimated balance March 1, 2013	 \$11,822.25

Water District
130
Year-to-Year
Comparison

	FY2012	FY2013	% change
Total Average Diversions (AF)			
ground water	631,544	614,076	-3%
surface water	2,786,339	3,334,017	16%
Cost per AF (\$)			
ground water	0.033	0.035	6%
surface water	0.009	0.008	-13%
Total Assessed PODs	1,839	2,049	10%
Administrative Budget	\$52,332	\$53,324	2%
Measurement Budget	\$18,981	\$19,736	4%

**WATER DISTRICT 130
PROPOSED BUDGET 2013**

Date: February 5, 2013

<i>Administrative Charges-for all diversions</i>	
Watermaster Services	\$52,574
(watermaster 1/2 FTE)	
Financial Review	\$750
<i>Administrative Subtotal</i>	\$53,324
Estimated 2012 Carryover - To Be Determined	
Recommended Administrative Assessment	\$53,324
 <i>Measuring and Reporting Charges-for non-subdistrict diversions only</i>	
Watermaster Assistants	\$16,338
(400 hours)	
Clerical Staff	\$3,398
(130 hours)	
<i>Measuring and Reporting Subtotal</i>	\$19,736
Estimated 2012 Carryover - To Be Determined	
Recommended M & R Assessment	\$19,736
 Total 2013 Budget	 \$73,060
 Total 2013 Assessment	 \$73,060

WATER DISTRICT 130 PROPOSED COST APPORTIONMENT FOR 2013

PROPOSED ADMINISTRATIVE ASSESSMENT-

\$53,324

Consumptive diversions =

\$26,662

	<u>Total Avg AF Values</u>	<u>No. pods</u>	<u>Aggregate Share</u>
WD130 Non subdistrict	25,007	40	\$873
WD130 @ minimum charges	12,214	198	\$2,725
Magic Valley GWD	222,948	504	\$7,783
North Snake GWD	182,022	897	\$6,355
A&B Irrigation District	167,805	196	\$5,858
City of Rupert	4,080	31	\$142
Non-reporting rights		126	\$2,925
	614,076	1992	\$26,662

Nonconsumptive diversions =

\$26,662

<u>Total Avg AF Values</u>	<u>No. pods</u>	<u>Aggregate Share</u>
3,334,017	57	\$26,662

Total Average Diversions 3,948,093 acre-feet

Total Reporting PODs 2049

initial cost/AF	0.03865481
minimum charge cost	2725
minimum charge AF	12214
adj total AF	601862
adj cost/AF	0.03491
cost/AF	0.00799696

MINIMUM CHARGES

Water District 130 has adopted a minimum assessment charge of \$25. That charge will be applied to individual billings only, where the total pro-rata diversion charge for an individual water user is less than \$25. A \$25 charge will also be made to all *non-reporting* water users (< 0.24 cfs or ≤ 5 ac).