

# WATERMASTER'S REPORT

From Aug 1, 2017 To Sept 22, 2017

Water District No. 74J

Name of Watermaster Gary Thomas

P.O. Address 132 Fairgrounds Rd Salmon ID 83467

RECEIVED  
FEB 21 2018  
Department of Water Resources  
Eastern Region

## AFFIDAVIT OF WATERMASTER

STATE OF IDAHO }  
COUNTY OF \_\_\_\_\_ } ss.


Gary Thomas, being first duly sworn, deposes and says that he is Watermaster of Water District 74J, having been lawfully appointed by Gary Spackman, Director, Idaho Department of Water Resources, and that the volumes of water, as stated in this report and prorated by him to the water right holders of the district are correct.

\* Gary Spackman

(Deputy) Watermaster District No. \_\_\_\_\_

Subscribed and sworn to before me, this 4 day of January, 2018

(SEAL)



Tanna Fullenkamp  
Notary Public

My Commission expires 12/20/22

Boise, Idaho, February 21, 2018

I HEREBY CERTIFY, that Gary Thomas was lawfully appointed by me as Water Master of Water District No. 74J, and that the information contained in this report, as herein sworn to, is, to the best of my knowledge and belief, correct.

Gary Spackman  
Director, Department of Water Resources

By James Keen

Diversion	User	Water Right(s)	Total 2017 Diversion (24-hr CFS)
Wi-1	Jordan, Richard	74-216D	small
Wi-1	Davidson, Linda	74-216E	small
Wi-1 Pump	Maxine Sager	74-216H	small
Wi-2	Stephenson, Ann and Thomas	74-216F, 74-15671	7.9
Wi-2	Peets, Morgan and Alisa	74-15587	4.5
Wi-2	BNH Properties	74-15672	0
Wi-2A, Wi-3	Jakovac, Jack	74-216J, 74-221	44.5
Wi-4, Wi-5, Wi-6, Wi-7, Wi-8, Wi-10, Wi-11	Colston, Willard	74-218B, 74-219B	77.2
Wi-8	Colston, Vickie	74-16026	small
Wi-7, Wi-7A, Wi-8, Wi-9	Thomas, Lynn and Heather	74-218A	59.7
Wi-12	Turner, Art	74-219D	4.9
Wi-12	Loucks, Bob and Ann	74-219E	5.4
Wi-13	Peets, Barbara	74-219A	0
Wi-13, Wi-14, Wi-15	Thomas, Lynn and Heather	74-220A	13.9
Wi-15	Yoder	74-220B	0
Total Diversions (CFS)			218

# **TOTAL DIVERSIONS**

<b>POD</b>	<b>Water Right</b>	<b>Owner</b>	<b>2013 CFS</b>	<b>2014 CFS</b>	<b>2015 CFS</b>	<b>2016 CFS</b>	<b>Total</b>	<b>Average</b>
<b>Wi-2</b>	74-15671	Tom Stephenson	6.14	7.51	17.59	30.75	61.99	15.50
<b>Wi-2</b>	74-216F	Tom Stephenson	1.03	1.29	2.86			
<b>Wi-2</b>	74-15587	Morgan Peets	4.20	4.88	11.85	18.00	38.93	9.73
<b>Wi-3</b>	74-216J	Jack Jakovac	100.50	76.79	79.09	115.63	372.01	93.00
<b>Wi-4, 5, 6</b>	74-218B	Willard Colston	41.83	62.42	83.17	126.20	313.62	78.40
<b>Wi-7, 7A, 8, 9</b>	74-218A	Lynn Thomas	60.80	88.50	71.33	164.4	385.03	96.26
<b>Wi-8, 9, 10, 11</b>	74-219B	Willard Colston	12.50	59.72	36.39	62.28	170.89	42.72
<b>Wi-12</b>	74-219E	Bob Loucks	5.04	5.88	3.16	7.4	21.48	5.37
<b>Wi-12</b>	74-219D	Art Turner	4.56	5.32	2.83	6.9	19.61	4.90
<b>Wi-13</b>	74-219A	Barbara Peets	4.35	4.40	2.66	2.1	13.51	3.38
<b>Wi-13, 14, 15</b>	74-220A	Lynn Thomas	20.76	13.55	14.23	21.4	69.91	17.48
<b>Wi-15</b>	74-220B	David Yoder	0.56	2.80	0.36	2.9	6.62	1.66
<b>Total</b>			<b>262.27</b>	<b>333.06</b>	<b>328.77</b>	<b>557.93</b>	<b>1482.03</b>	<b>369.21</b>
<b>Wi-1</b>	74-216D	Kathleen Jordan						
<b>Wi-1</b>	74-216E	Linda Davidson						
<b>Pump</b>	74-216H	Maxine Sager						
<b>Wi-2</b>	74-15672	BNH Properties LLC	0.00	0.00	3.25	0.00	3.25	0.81
<b>Wi-8</b>	74-16026	Vicki Colston						

**\$3,375.00**

%	Budget	Total
4.20%	\$141.66	\$141.66
2.64%	\$88.97	\$88.97
25.19%	\$850.14	\$850.14
21.24%	\$716.70	\$1,107.24
26.07%	\$879.90	\$1,039.66
11.57%	\$390.53	
1.45%	\$49.09	\$49.09
1.33%	\$44.81	\$44.81
0.91%	\$30.87	\$30.87
4.73%	\$159.76	
0.45%	\$15.13	\$15.13
<b>99.78%</b>	<b>\$3,367.57</b>	<b>\$3,367.57</b>

\$25.00

\$25.00

\$25.00

0.22% \$25.00

\$25.00

**\$3,492.57**

Adopted Budget

WATER DISTRICT 74J								Proposed
		Budget	Actual	Budget	Actual	Budget	Actual	Budget
	<u>2014</u>	<u>2015</u>	<u>2015</u>	<u>2016</u>	<u>2016</u>	<u>2017</u>	<u>2017</u>	<u>2018</u>
Cash on hand	\$469	\$118	\$118	\$25	\$25	\$27	\$27	\$1,985
Income	\$2,325	\$2,150	\$2,153	\$2,256	\$2,256	\$3,500	\$3,478	\$1,250
Loan					\$125	\$230	\$230	
	\$2,325	\$2,150	\$2,153	\$2,153	\$2,256	\$3,730	\$3,708	\$3,235
Office		\$100	\$100	\$100	\$108	\$0	\$0	\$0
Secretary		\$625	\$547	\$250	\$0	\$0	\$0	\$0
Watermaster		\$1,000	\$1,312	\$1,200	\$1,944	\$2,000	\$998	\$1,750
Workmen's Comp		\$300	\$300	\$300	\$300	\$300	\$300	\$300
Accountant		\$30		\$30	\$60	\$60	\$85	\$110
Accounts Payable		\$30			\$77	\$415	\$415	\$191
US Treasury						\$250	\$254	\$110
Expense	\$2,675	\$2,246	\$2,293	\$1,880	\$2,659	\$3,025	\$2,051	\$2,461
Liabilities								
Loan					\$125	\$230	\$0	\$0
US Treasury					\$254	\$81	\$81	\$110
Accountant			\$30	\$30	\$85	\$110	\$110	\$110
Secretary				\$47	\$0	\$0	\$0	\$0
Total			\$30	\$77	\$464	\$421	\$191	\$220

## Cox, Sharla

---

**From:** Bob Loucks <baloucks@centurytel.net>  
**Sent:** Monday, March 12, 2018 3:05 PM  
**To:** Cox, Sharla  
**Subject:** Revised Annual Report WD-74J  
**Attachments:** 74J WM Report 2017\_Final.xlsx; 74J WM Report 2017\_Final.pdf

Sharla,

Attached is a revised Annual Report for WD-74J developed by Cindy Yenter. This is the report that I used in calculating the assessments for 2018. Sorry that our District is so much trouble.

S/Bob Loucks, Secretary-Treasurer





POD	2	2a net	3	4	4B	5	6	7(Col)	7(Thom)	7A	8(Col)	8(Thom)	8(Vickle)	9(Thom)	10	11	12	13(Peats)	13(Thom)	14	15(Thom)	15(Voder)
Date																						
Watermaster Visit Days																						
8/1/2017	30.0	0.0	81.0	0.0	0.0	0.0	47.0	0.0	35.0	20.0	35.0	0.0	0.0	0.0	0.0	0.0	20.0	12.0	0.0	0.0	23.0	2.0
8/2/2017	30.0	0.0	73.4	0.0	0.0	0.0	47.0	0.0	35.0	20.0	35.0	0.0	0.0	0.0	0.0	0.0	20.0	12.0	0.0	0.0	23.0	2.0
8/3/2017	30.0	0.0	65.8	0.0	0.0	0.0	47.0	0.0	35.0	20.0	35.0	0.0	0.0	0.0	0.0	0.0	20.0	12.0	0.0	0.0	23.0	2.0
8/4/2017	30.0	0.0	58.2	0.0	0.0	0.0	47.0	0.0	35.0	20.0	35.0	0.0	0.0	0.0	0.0	0.0	20.0	12.0	0.0	0.0	23.0	2.0
8/5/2017	30.0	0.0	50.6	0.0	0.0	0.0	47.0	0.0	35.0	20.0	35.0	0.0	0.0	0.0	0.0	0.0	20.0	12.0	0.0	0.0	23.0	2.0
8/6/2017	30.0	0.0	43.0	0.0	0.0	0.0	47.0	0.0	35.0	20.0	35.0	0.0	0.0	0.0	0.0	0.0	20.0	12.0	0.0	0.0	23.0	2.0
8/7/2017	30.0	0.0	35.4	0.0	0.0	0.0	47.0	0.0	35.0	20.0	35.0	0.0	0.0	0.0	0.0	0.0	20.0	12.0	0.0	0.0	23.0	2.0
8/8/2017	30.0	0.0	35.0	0.0	0.0	0.0	47.0	0.0	35.0	20.0	35.0	0.0	0.0	0.0	0.0	0.0	20.0	12.0	0.0	0.0	23.0	2.0
8/9/2017	30.0	0.0	53.0	0.0	0.0	0.0	47.0	0.0	35.0	20.0	35.0	0.0	0.0	0.0	0.0	0.0	20.0	12.0	0.0	0.0	23.0	2.0
8/10/2017	15.0	0.0	75.0	0.0	61.0	0.0	0.0	0.0	30.0	15.0	0.0	20.0	3.0	0.0	0.0	51.0	20.0	10.0	0.0	25.0	0.0	0.0
8/11/2017	15.0	0.0	73.2	0.0	61.0	0.0	0.0	0.0	0.0	0.0	0.0	47.0	3.0	0.0	0.0	51.0	20.0	10.0	0.0	25.0	0.0	0.0
8/12/2017	15.0	0.0	71.4	0.0	61.0	0.0	0.0	0.0	0.0	0.0	0.0	47.0	3.0	0.0	0.0	51.0	20.0	10.0	0.0	25.0	0.0	0.0
8/13/2017	15.0	0.0	69.6	0.0	61.0	0.0	0.0	0.0	0.0	0.0	0.0	47.0	3.0	0.0	0.0	51.0	20.0	10.0	0.0	25.0	0.0	0.0
8/14/2017	15.0	0.0	67.8	0.0	61.0	0.0	0.0	0.0	0.0	0.0	0.0	47.0	3.0	0.0	0.0	51.0	20.0	10.0	0.0	25.0	0.0	0.0
8/15/2017	15.0	0.0	66.0	0.0	61.0	0.0	0.0	0.0	0.0	0.0	0.0	47.0	3.0	0.0	0.0	51.0	20.0	10.0	0.0	25.0	0.0	0.0
8/16/2017	15.0	0.0	64.0	0.0	61.0	0.0	0.0	0.0	0.0	0.0	0.0	47.0	3.0	0.0	0.0	51.0	15.0	10.0	0.0	32.5	0.0	0.0
8/17/2017	15.0	0.0	48.0	0.0	0.0	0.0	0.0	55.0	0.0	0.0	0.0	39.0	3.0	0.0	0.0	48.0	20.0	10.0	0.0	20.0	0.0	0.0
8/18/2017	15.0	0.0	29.0	0.0	0.0	0.0	0.0	55.0	0.0	0.0	0.0	39.0	3.0	0.0	0.0	48.0	20.0	10.0	0.0	20.0	0.0	0.0
8/19/2017	15.0	0.0	29.0	0.0	0.0	0.0	0.0	55.0	0.0	0.0	0.0	39.0	3.0	0.0	0.0	48.0	20.0	10.0	0.0	20.0	0.0	0.0
8/20/2017	9.0	0.0	29.0	0.0	0.0	0.0	27.5	0.0	0.0	0.0	0.0	23.0	3.0	0.0	0.0	72.0	15.5	10.0	0.0	11.5	0.0	0.0
8/21/2017	9.0	0.0	29.0	0.0	0.0	0.0	0.0	27.5	0.0	0.0	0.0	61.0	3.0	0.0	0.0	0.0	0.0	0.0	0.0	0.0	0.0	0.0
8/23/2017	9.0	0.0	32.0	0.0	0.0	0.0	0.0	27.5	0.0	0.0	0.0	61.0	3.0	0.0	0.0	0.0	0.0	0.0	0.0	0.0	0.0	0.0
8/24/2017	9.0	0.0	33.5	0.0	0.0	0.0	0.0	27.5	0.0	0.0	0.0	61.0	3.0	0.0	0.0	0.0	0.0	0.0	0.0	0.0	0.0	0.0
8/25/2017	9.0	0.0	35.0	0.0	0.0	0.0	0.0	27.5	0.0	0.0	0.0	61.0	3.0	0.0	0.0	0.0	0.0	0.0	0.0	0.0	0.0	0.0
8/26/2017	9.0	0.0	36.5	0.0	0.0	0.0	0.0	38.0	0.0	0.0	0.0	80.0	3.0	0.0	0.0	0.0	0.0	0.0	0.0	0.0	0.0	0.0
8/27/2017	5.0	0.0	38.0	0.0	0.0	0.0	0.0	38.0	0.0	0.0	0.0	50.0	0.0	0.0	0.0	0.0	0.0	0.0	0.0	0.0	0.0	0.0
8/28/2017	5.0	0.0	26.0	0.0	0.0	0.0	0.0	0.0	0.0	0.0	0.0	0.0	0.0	0.0	0.0	0.0	0.0	0.0	0.0	0.0	0.0	0.0
8/29/2017	5.0	0.0	45.0	0.0	0.0	0.0	50.0	0.0	50.0	0.0	0.0	0.0	0.0	0.0	0.0	0.0	0.0	0.0	0.0	0.0	0.0	0.0
8/30/2017	5.0	0.0	45.0	0.0	0.0	0.0	50.0	0.0	50.0	0.0	0.0	0.0	0.0	0.0	0.0	0.0	0.0	0.0	0.0	0.0	0.0	0.0
8/31/2017	5.0	0.0	45.0	0.0	0.0	0.0	50.0	0.0	50.0	0.0	0.0	0.0	0.0	0.0	0.0	0.0	0.0	0.0	0.0	0.0	0.0	0.0
9/1/2017	5.0	0.0	48.0	0.0	0.0	0.0	50.0	0.0	60.0	0.0	0.0	0.0	0.0	0.0	0.0	0.0	0.0	0.0	0.0	0.0	0.0	0.0
9/2/2017	5.0	0.0	48.0	0.0	0.0	0.0	50.0	0.0	60.0	0.0	0.0	0.0	0.0	0.0	0.0	0.0	0.0	0.0	0.0	0.0	0.0	0.0
9/3/2017	5.0	0.0	48.0	0.0	0.0	0.0	50.0	0.0	60.0	0.0	0.0	0.0	0.0	0.0	0.0	0.0	0.0	0.0	0.0	0.0	0.0	0.0
9/4/2017	5.0	0.0	48.0	0.0	0.0	0.0	50.0	0.0	60.0	0.0	0.0	0.0	0.0	0.0	0.0	0.0	0.0	0.0	0.0	0.0	0.0	0.0
9/5/2017	5.0	0.0	48.0	0.0	0.0	0.0	50.0	0.0	60.0	0.0	0.0	0.0	0.0	0.0	0.0	0.0	0.0	0.0	0.0	0.0	0.0	0.0
9/6/2017	5.0	0.0	48.0	0.0	0.0	0.0	37.5	0.0	50.0	0.0	0.0	0.0	0.0	0.0	0.0	0.0	0.0	0.0	0.0	0.0	0.0	0.0
9/7/2017	5.0	0.0	48.0	0.0	0.0	0.0	0.0	0.0	60.0	0.0	0.0	0.0	0.0	0.0	0.0	0.0	0.0	0.0	0.0	0.0	0.0	0.0
9/8/2017	5.0	0.0	48.0	53.3	0.0	0.0	0.0	0.0	60.0	0.0	0.0	0.0	0.0	0.0	0.0	0.0	0.0	0.0	0.0	0.0	0.0	0.0
9/9/2017	5.0	0.0	48.0	58.6	0.0	0.0	0.0	0.0	60.0	0.0	0.0	0.0	0.0	0.0	0.0	0.0	0.0	0.0	0.0	0.0	0.0	0.0
9/10/2017	5.0	0.0	48.0	64.0	0.0	0.0	0.0	0.0	60.0	0.0	0.0	0.0	0.0	0.0	0.0	0.0	0.0	0.0	0.0	0.0	0.0	0.0
9/11/2017	5.0	0.0	48.0	0.0	0.0	61.0	0.0	0.0	60.0	0.0	0.0	0.0	0.0	0.0	0.0	0.0	0.0	0.0	0.0	0.0	0.0	0.0
9/12/2017	5.0	0.0	48.0	0.0	0.0	61.0	0.0	0.0	60.0	0.0	0.0	0.0	0.0	0.0	0.0	0.0	0.0	0.0	0.0	0.0	0.0	0.0
9/13/2017	5.0	0.0	48.0	0.0	0.0	61.0	0.0	0.0	60.0	0.0	0.0	0.0	0.0	0.0	0.0	0.0	0.0	0.0	0.0	0.0	0.0	0.0
9/14/2017	5.0	0.0	48.0	0.0	0.0	61.0	0.0	0.0	60.0	0.0	0.0	0.0	0.0	0.0	0.0	0.0	0.0	0.0	0.0	0.0	0.0	0.0
9/15/2017	5.0	0.0	41.0	0.0	0.0	61.0	0.0	0.0	50.0	0.0	0.0	0.0	0.0	0.0	0.0	0.0	0.0	0.0	0.0	0.0	0.0	0.0
9/16/2017	5.0	0.0	0.0	0.0	0.0	0.0	0.0	70.0	0.0	0.0	0.0	71.0	0.0	0.0	0.0	0.0	20.0	0.0	0.0	0.0	0.0	0.0
9/17/2017	5.0	0.0	0.0	0.0	0.0	0.0	0.0	63.4	0.0	0.0	0.0	71.0	0.0	0.0	0.0	0.0	20.0	0.0	0.0	0.0	0.0	0.0
9/18/2017	5.0	0.0	0.0	0.0	0.0	0.0	0.0	56.8	0.0	0.0	0.0	71.0	0.0	0.0	0.0	0.0	20.0	0.0	0.0	0.0	0.0	0.0
9/19/2017	5.0	0.0	0.0	0.0	0.0	0.0	0.0	50.2	0.0	0.0	0.0	71.0	0.0	0.0	0.0	0.0	20.0	0.0	0.0	0.0	0.0	0.0
9/20/2017	5.0	0.0	0.0	0.0	0.0	0.0	0.0	43.6	0.0	0.0	0.0	71.0	0.0	0.0	0.0	0.0	20.0	0.0	0.0	0.0	0.0	0.0
9/21/2017	5.0	0.0	0.0	0.0	0.0	0.0	0.0	37.0	0.0	0.0	0.0	71.0	0.0	0.0	0.0	0.0	25.0	0.0	0.0	0.0	0.0	0.0
9/22/2017	5.0	0.0	0.0	0.0	0.0	0.0	0.0	30.0	0.0	0.0	0.0	80.0	0.0	0.0	0.0	0.0	0.0	0.0	0.0	0.0	0.0	0.0
SUM INCHES	618.0	0.0	2225.9	223.9	427.0	305.0	860.5	757.0	1425.0	195.0	415.0	1333.0	48.0	0.0	0.0	624.0	515.5	218.0	0.0	254.0	207.0	18.0
SUM SEC-FEET	12.4	0.0	44.5	4.5	8.5	6.1	17.2	15.1	28.5	3.9	8.3	26.7	1.0	0.0	0.0	12.5	10.3	4.4	0.0	5.1	4.1	0.4
SUM AC- FEET	24.5	0.0	88.3	8.9	16.9	12.1	34.1	30.0	56.5	7.7	16.5	52.9	1.9	0.0	0.0	24.8	20.4	8.6	0.0	10.1	8.2	0.7



WD74J 2017 Diversion Summary - Amended

Diversion	User	Water Right(s)	Total 2017 Diversion (24-hr CFS)
Wi-1	Jordan, Richard	74-216D	small
Wi-1	Davidson, Linda	74-216E	small
Wi-1 Pump	Maxine Sager	74-216H	small
Wi-2	Stephenson, Ann and Thomas	74-15671	2.8
Wi-2	Stephenson, RJ	74-15671 (split)	2.0
Wi-2	Crofoot, Bart	74-216F, 74-15671 (split)	3.1
Wi-2	Peets, Morgan and Alisa	74-15587	4.5
Wi-2	BNH Properties	74-15672	0.0
Wi-2A, Wi-3	Jakovac, Jack	74-216J, 74-221	44.5
Wi-4, Wi-5, Wi-6, Wi-7, Wi-8, Wi-10, Wi-11	Colston, Willard	74-218B, 74-219B	72.2
Wi-8	Colston, Vickie	74-16026	1.0
Wi-7, Wi-7A, Wi-8, Wi-9	Thomas, Lynn and Heather	74-218A	59.1
Wi-12	Turner, Art	74-219D	4.9
Wi-12	Loucks, Bob and Ann	74-219E	5.4
Wi-13	Peets, Barbara	74-219A	4.4
Wi-13, Wi-14, Wi-15	Thomas, Mike and Carolyn	74-220A	9.2
Wi-15	Yoder, David	74-220B	0.4
Total Diversions (sec-ft)			213.5



## State of Idaho

### DEPARTMENT OF WATER RESOURCES

900 N Skyline Dr., Ste A, Idaho Falls, Idaho 83402-1718

Phone: (208) 525-7161 FAX: (208) 525-7177 [www.idwr.idaho.gov](http://www.idwr.idaho.gov)

C.L. "BUTCH" OTTER  
Governor

GARY SPACKMAN  
Director

February 22, 2018

Gary Thomas  
132 Fairgrounds Rd  
Salmon ID 834567

WATER DISTRICT #74J

Dear Watermaster:

Enclosed herewith is a copy of the Watermaster's Annual Report for the past season.


The same has been prepared by the watermaster and approved by this Department in conformity with Sections 42-610, 42-614 and 42-615, Idaho Code.

During the 1993 legislative session, the legislature enacted a new law which amends Section 42-619(9), Idaho Code and removes the independent financial audit requirement for most state water districts. The new law, referenced by Section 67-450B, Idaho Code (copy enclosed) identifies minimum audit requirements for all local government entities. Under the new statute, the governing body of any local government entity (i.e.; water district) whose annual budget does not exceed one hundred thousand dollars (\$100,000) has no minimum audit requirements under this section. This means that any district which handles its own money and whose budget is one hundred thousand dollars (\$100,000) or less does not have to have an independent public account firm conduct a financial audit every few years as previously required by Section 42-619(9).

Please note that only the statutory requirement regarding the independent financial audit has been changed. Districts handling their own fund (i.e.; districts who collect and / or disburse their own funds) must still submit their own statement of the water district's financial affairs at the end of each fiscal year. As recommended in the Department's February 16, 1993 letter and the 1993 Watermaster Handbook, a copy of the financial statement may be submitted either with the annual water masters report or with the minutes of the annual meeting for the ensuing year. An example of an annual financial statement may be found in Appendix C of the 1993 Watermaster Handbook.

The purpose of this letter is to remind all water districts that workers compensation insurance is required for all water district employees. This requirement applies to all water districts in Idaho, regardless of annual budget. Insurance should be applicable at least to all paid water district staff, including the water master as well as watermaster assistants, advisory committee, secretary and treasurer. The costs associated with workers compensation insurance is paid directly by the water district and should be considered an expense of the district. For information about obtaining insurance costs etc., please contact the Idaho State Insurance Fund. The State Insurance Fund has offices in Boise, Coeur d'Alene, Idaho Falls, Pocatello and Twin Falls. Water Districts are also reminded that all paid water district staff may be subject to state and federal taxes. These tax requirements will vary depending on salaries and total income of each watermaster or employee. In many water districts, particularly smaller districts with part-time staff, payment of watermaster or each employee. Districts may wish to contact the State Tax Commission or the Internal Revenue Service for information about state and federal withholding taxes.

Sincerely,



Sharla Cox  
Administrative Assistant

Enclosure



**State of Idaho**

**DEPARTMENT OF WATER RESOURCES**

**900 N Skyline Dr., Ste A, Idaho Falls, Idaho 83402-1718**

**Phone: (208) 525-7161 FAX: (208) 525-7177 [www.idwr.idaho.gov](http://www.idwr.idaho.gov)**

February 22, 2018

**C.L. "BUTCH" OTTER**  
Governor

**GARY SPACKMAN**  
Director

Water District 74J  
Bob Loucks  
260 Withington Rd  
Salmon ID 83467

**WATER DISTRICT #74J**

Dear Secretary:

Enclosed herewith is a copy of the Watermaster's Annual Report for the past season.

The same has been prepared by the watermaster and approved by this Department in conformity with Sections 42-610, 42-614 and 42-615, Idaho Code.


During the 1993 legislative session, the legislature enacted a new law which amends Section 42-619(9), Idaho Code and removes the independent financial audit requirement for most state water districts. The new law, referenced by Section 67-450B, Idaho Code (copy enclosed) identifies minimum audit requirements for all local government entities. Under the new statute, the governing body of any local government entity (i.e.; water district) whose annual budget does not exceed one hundred thousand dollars (\$100,000) has no minimum audit requirements under this section. This means that any district which handles its own money and whose budget is one hundred thousand dollars (\$100,000) or less does not have to have an independent public account firm conduct a financial audit every few years as previously required by Section 42-619(9).

Please note that only the statutory requirement regarding the independent financial audit has been changed. Districts handling their own fund (i.e.; districts who collect and/or disburse their own funds) must still submit their own statement of the water district's financial affairs at the end of each fiscal year. As recommended in the Department's February 16, 1993 letter and the 1993 Watermaster Handbook, a copy of the financial statement may be submitted either with the annual water masters report or with the minutes of the annual meeting for the ensuing year. An example of an annual financial statement may be found in Appendix C of the 1993 Watermaster Handbook.

The purpose of this letter is to remind all water districts that workers compensation insurance is required for all water district employees. This requirement applies to all water districts in Idaho, regardless of annual budget. Insurance should be applicable at least to all paid water district staff, including the watermaster as well as watermaster assistants, advisory committee, secretary and treasurer. The costs associated with workers compensation insurance is paid directly by the water district and should be considered an expense of the district. For information about obtaining insurance costs etc., please contact the Idaho State Insurance Fund. The State Insurance Fund has offices in Boise, Coeur d'Alene, Idaho Falls, Pocatello and Twin Falls.

Water Districts are also reminded that all paid water district staff may be subject to state and federal taxes. These tax requirements will vary depending on salaries and total income of each watermaster or employee. In many water districts, particularly smaller districts with part-time staff, payment of watermaster or each employee. Districts may wish to contact the State Tax Commission or the Internal Revenue Service for information about state and federal withholding taxes.

Sincerely,



Sharla Cox  
Administrative Assistant

Enclosures

**Cox, Sharla**

---

**From:** Bob Loucks <baloucks@centurytel.net>  
**Sent:** Wednesday, February 14, 2018 11:27 AM  
**To:** Cox, Sharla  
**Subject:** Water District 74J  
**Attachments:** Copy of 74J WM Report 2017.xlsx

Sharla,

I was out of town when Cindy Yenter sent this to me, so I just saved it and didn't deal with it. So attached is the Watermaster's Report for 2017. I have the notarized cover page from Gary Thomas. The next time I get to town, I will have Cindy FAX it to you. Last spring, I sent you the minutes of the Annual Meeting and the proposed budget for 2017. If you need any other reports, let me know. Thanks.

S/Bob Loucks





State of Idaho

## DEPARTMENT OF WATER RESOURCES

900 N Skyline Dr., Ste A, Idaho Falls, Idaho 83402-1718

Phone: (208) 525-7161 FAX: (208) 525-7177 [www.idwr.idaho.gov](http://www.idwr.idaho.gov)

October 25, 2017

C.L. "BUTCH" OTTER  
Governor

GARY SPACKMAN  
Director



Water District 74J  
Gary R Thomas  
132 Fairgrounds Rd  
Salmon ID 83467

RE: Requesting Watermaster's Report / Daily Record Books

Dear Watermaster:

In accordance with Chapter 6, Section 42-614 of the Idaho Code, and department regulations, **the Watermaster of each district is required to submit an annual report to the Department of Water Resources, at 900 N Skyline Dr Ste A, Idaho Falls ID 83402 by December 31, 2017.** You should forward a copy to the County Treasurer, if applicable. Please be certain all of the report is complete.

In accordance with Chapter 6, Section 42-615 of the Idaho Code: Proposed budget for succeeding year. Each watermaster shall, at least fourteen (14) days prior to the annual meeting of the water users of the water district, also prepare a proposed budget for the succeeding year, together with a distribution of the amount of the budget to the respective water users, using the actual deliveries for the past irrigation season or seasons, as the basis for distribution. The proposed budget and distribution shall be submitted to the water users for consideration and approval at the next annual water meeting.

We are enclosing sufficient forms for filling out the Watermaster's Report and the Proposed Budget.

**Do not fail to send the Watermaster's Daily Record Books along with the Watermaster Report.**

Sincerely,

Sharla Cox  
Administrative Assistant