

WATERMASTER'S REPORT

From March 1, 1999 To October 1, 1999

RECEIVED

OCT 13 1999

Part 1 of 2

WATER RESOURCES
WESTERN REGION

Water District No. 65-K

Name of Watermaster John Leedom

P.O. Address 370 Knights Rd, McCall, 83638


AFFIDAVIT OF WATERMASTER

STATE OF IDAHO

COUNTY OF Valley

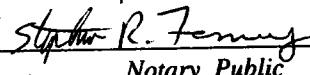
}
} ss.
}

John Leedom, being first duly sworn, deposes and says that he is Watermaster of Water District 65-K, having been lawfully appointed by Keith Higgenson, Director, Idaho Department of Water Resources, and that the volumes of water, as stated in this report and prorated by him to the water right holders of the district are correct.




(Deputy) Watermaster District No. 65-K

Subscribed and sworn to before me, this 12th day of October, 1999



Notary Public

My Commission expires 10-5-04



Boise, Idaho, December 2, 1999

I HEREBY CERTIFY, that John Leedom was lawfully appointed by me as Water Master of Water District No. 65K, and that the information contained in this report, as herein sworn to, is, to the best of my knowledge and belief, correct.

Karl J. Dreher

Director, Department of Water Resources

By _____

WATER RIGHT OWNER	IDWR WATER RIGHT IDENT No.	DIVERSION NAME / REMARKS
1 Miller Lucile	65-3178-3220	
2 Cruickshank John	65-2955-3154-3155-3156-3157-3158-3159-3160-3161 65-3162-3163-3168-3169-3170-3171-3179-3182-9045A	
3 Simplot Highland Farms	65-3127	
4 Armstrong Pat	65-3172	
5 Conley Steve	65-3173	
6 Colpo Clint	65-3174	
7 Schunaker Herman	65-3195-3196	
8 Frazier Jack	65-3120-3179-3198	
9 Ikola Jerry	65-3199-3200	
10 Maki Jack	65-3202-7523	
11 Maki Will	65-3184-3206-3203	
12 Trabert Land & Livestock	65-3205-3207	
13 Titcze George	65-3184A	
14 Paul John	65-10538	
15 Berheim Arvin	65-3184B	
16 Stewart Joe	65-3184C	
17 Tate Tom	65-3184D	
18 Hatstrup Ed	65-3184D	
19 Barnett Roy	65-3184E	
20 Valdez Gordon	65-3184F	
21 Blasco James	65-3184G	
22 Jenson Lee	65-3184H	
23 Paulson Richard	65-3194-3201	
24 Lowise Stevin	65-3194-3201	
25 Dayley Frank	65-3194-3201	
26 Traxel Tyan	65-3211	
27 Edwards Beverly	65-3211	
28 Profit Scott	65-3211	
29 Star Janet	65-3211	
30 Poe Asphalt & Paveing	65-3176	

1 Total Delivery in 24-Hour Sec. Feet	2 Total Cost		4 Adopted Budget		5 Credits		Debits		Cost Per 24-Hr. Sec. Ft. \$.1615652	
	\$	cts.	\$	cts.	\$	cts.	\$	cts.		
1 219.76	35.50		33.00				2.50		Total No. Days of Watermaster	82
2 2070.46	334.51		243.00				91.51		days at \$35.00 per day	\$ 2870.00
3 236.16	38.15		36.00				2.15		Total No. Days of Asst. Watermaster	
4 131.20	21.19		20.00				1.19		days at \$ per day	\$
5 49.20	7.94		7.00				.94		Other expenses charged pro rata	\$ 319.55
6 49.20	7.94		7.00				.94		TOTAL COST	\$ 3189.55
7 172.52	27.87		26.00				1.87		Total No. 24-Hour Sec. Feet Delivered	19741.56
8 349.64	56.48		53.00				3.48		Cost per 24-Hour Sec. Feet Delivered	\$ 3189.55
9 52.84	8.53		7.00				1.53			
10 51.20	8.27		6.00				2.27			
11 131.20	21.19		19.00				2.19			
12 190.24	30.73		29.00				1.73			
13 56.70	9.16		8.00				1.16			
14 116.64	18.84		18.00				.84			
15 12.15	1.96		1.00				.96			
16 9.72	1.57		1.00				.57			
17 5.67	.91		1.00		.09					
18 5.67	.91		1.00		.09					
19 4.05	.65		1.00		.35					
20 4.05	.65		1.00		.35					
21 14.58	2.35		2.00				.35			
22 4.86	.78		1.00		.22					
23 187.11	30.23		28.00				2.23			
24 155.52	25.12		24.00				1.12			
25 80.19	12.95		13.00		.05					
26 36.45	5.88		6.00		.12					
27 43.74	7.06		7.00				.06			
28 29.16	4.71		5.00		.29					
29 7.29	1.17		1.00				.17			
30 116.64	18.84		16.00				2.84			

	Total Delivery in 24-Hour Sec. Feet	Total Cost		Adopted Budget		Credits		Debits		Cost Per 24-Hr. Sec. Ft. \$.1615652	
		\$	cts.	\$	cts.	\$	cts.	\$	cts.		
31	116.64	18	84	16	00			2	84	Total No. Days of Watermaster	82
32	138.00	22	29	20	00			2	29	days at \$	per day \$ 2870.00
33	100.18	16	18	14	00			2	18	Total No. Days of Asst. Watermaster	
34	88.58	14	31	13	00			1	31	days at \$	per day \$
35	2352.28	380	04	300	00			80	04	Other expenses charged pro rata	\$ 319.55
36	36.80	5	94	6	00		06			TOTAL COST	\$ 3189.55
37	75.95	12	27	10	00			2	27	Total No. 24-Hour Sec. Feet Delivered	19741.56
38	363.60	58	74	55	00			3	74	Cost per 24-Hour Sec. Feet Delivered	\$ 3189.55
39	88.00	14	21	12	00			2	21		
40	88.00	14	21	12	00			2	21		
41	88.00	14	21	12	00			2	21		
42	88.00	14	21	12	00			2	21		
43	10814.82	1747	55	1650	00			97	55		
44	29.52	4	76	5	00		24				
45	58.00	9	37	6	00			3	37		
46	391.00	63	17	55	00			8	17		
47	6.38	1	03	1	00				03		
48	131.20	21	19	21	00				19		
49	92.80	14	99	9	00			5	99		
	19741.56	3189	55	2850	00		1.86	341	41		