



State of Idaho

DEPARTMENT OF WATER RESOURCES

900 N. Skyline Dr., Idaho Falls, Idaho 83402-1718 - (208) 525-7161 - Fax (208) 525-7177

EASTERN REGION

PHILIP E. BATT
GOVERNOR

KARL J. DREHER
DIRECTOR

April 28, 1998

CARIBOU COUNTY TREASURER/AUDITOR
BOX 507
SODA SPRINGS ID 83276

RE: WATER DISTRICT NO: 11-A
WATERMASTER: Donald Monroe

Dear Gentlemen:

Transmitted herewith is the Watermaster's Report and claim for services along with the Proposed Budget for 1998 for the above mentioned Water District.

The various items in this report have been checked and have been found to be proper charges against the water users therein named. Section 42-612, 42-613 and 42-614 of the Idaho Code provides the procedure under which this claim shall be paid from the funds of the above named district.

If you have nay questions, please contact us at once.

Sincerely,

A handwritten signature in cursive script that reads "Harold W. Jones".

Harold W Jones
Water Rights Supervisor

Enclosure

HWJ:sc

1997 WATERMASTER'S REPORT

From: April 20 To: September 30

Water District Number: 11-A

Stream: Eightmile and Bailey Creeks
Tributary to: Bear River

Watermaster: Donald L. Monroe
Address: Post Office Box 962
Soda Springs, Idaho 83276
(208)

--


Affidavit of Watermaster


STATE OF IDAHO)
) ss.
COUNTY OF Caribou)

Donald L. Monroe, being first duly sworn, deposes and says that he is Watermaster of Water District No. 11-A, having been lawfully appointed by: Karl Dreher, Director, Idaho Department of Water Resources, that the volumes of water, as stated in this report and prorated by him to the water right holders of the district are correct.


(Deputy) Watermaster, Water District No. 11-A

Subscribed and sworn before me, this 26th day of February, 1998




Notary Public

My Commission expires 9/23/03

--

I HEREBY CERTIFY that Donald L. Monroe was lawfully appointed by me as Watermaster of Water Dist. 11-A, and that the information contained in this report, as herein sworn to, is, to the best of my knowledge and belief, correct.


Director, Idaho Department of Water Resources

Water User	Monthly Totals of 24-hour Second Feet for Irrigation Season							Total 24-hr Sec. Ft.
	April	May	June	July	August	September	October	
McGee Harris	129.14	363.94	352.20	363.94	363.94	352.20		1925.36
Brent Webb	2.20	6.20	6.00	6.20	6.20	6.00		32.80
Eugene Minnig	26.40	74.40	72.00	74.40	74.40	72.00		393.60
Wendell Wiser								0.00
Donald Monroe	95.48	269.08	260.40	269.08	269.08	260.40		1423.52
Otto Munro	35.86	101.06	97.80	101.06	101.06	97.80		534.64
Ken Munro	5.50	15.50	15.00	15.50	15.50	15.00		82.00
Marvin Anderson	36.52	102.92	99.60	102.92	102.92	99.60		544.48
Venice Munro	23.54	66.34	64.20	66.34	66.34	64.20		350.96
Mary Aina	18.04	50.84	49.20	50.84	50.84	49.20		268.96
Illa Bigelow	11.55	32.55	31.50	32.55	32.55	31.50		172.20
Dorothy Munro								0.00
Gayle Hunt	63.36	178.56	172.80	178.56	178.56	172.80		944.64
Joe Olorenshaw	1.10	3.10	3.00	3.10	3.10	3.00		16.40
Roger Moore	1.10	3.10	3.00	3.10	3.10	3.00		16.40
Darrell Moore	1.10	3.10	3.00	3.10	3.10	3.00		16.40
Stan Moore Jr.	0.44	1.24	1.20	1.24	1.24	1.20		6.56
Bill Henesh	1.10	3.10	3.00	3.10	3.10	3.00		16.40
James Moore	1.10	3.10	3.00	3.10	3.10	3.00		16.40
Ralph Hopkins								0.00
Ben Call								0.00
George Harris	5.50	15.50	15.00	15.50	15.50	15.00		82.00
Chris Torgenson								0.00
Bob Kukachka								0.00
Lynn Harris	46.20	130.20	126.00	130.20	130.20	126.00		688.80
24-hour Sec. Ft. Totals:	505.23	1423.83	1377.90	1423.83	1423.83	1377.90	0.00	7532.52

Water User	Total 24-hr Sec. Ft.	Total Cost	Adopted Budget	Credit	Debit	
McGee Harris	1925.36	\$73.06	\$66.20		(\$6.86)	
Brent Webb	32.80	\$5.00	\$4.50		(\$0.50)	
Eugene Minnig	393.60	\$14.94	\$13.53		(\$1.41)	
Wendell Wiser	0.00	\$5.00	\$10.73	\$5.73		
Donald Monroe	1423.52	\$54.02	\$48.94		(\$5.08)	
Otto Munro	534.64	\$20.29	\$18.57		(\$1.72)	
Ken Munro	82.00	\$5.00	\$2.60		(\$2.40)	
Marvin Anderson	544.48	\$20.66	\$18.70		(\$1.96)	
Venice Munro	350.96	\$13.32	\$12.06		(\$1.26)	
Mary Aina	268.96	\$10.21	\$9.22		(\$0.99)	
Illa Bigelow	172.20	\$6.53	\$5.92		(\$0.61)	
Dorothy Munro	0.00	\$5.00	\$5.00			
Gayle Hunt	944.64	\$35.85	\$32.16		(\$3.69)	
Joe Olorenshaw	16.40	\$5.00	\$5.00			
Roger Moore	16.40	\$5.00	\$5.00			
Darrell Moore	16.40	\$5.00	\$5.00			
Stan Moore Jr.	6.56	\$5.00	\$5.00			
Bill Henesh	16.40	\$5.00	\$5.00			
James Moore	16.40	\$5.00	\$5.00			
Ralph Hopkins	0.00	\$5.00	\$5.00			
Ben Call	0.00	\$5.00	\$5.00			
George Harris	82.00	\$5.00	\$5.00			
Chris Torgenson	0.00	\$5.00	\$28.19	\$23.19		
Bob Kukachka	0.00	\$5.00	\$5.00			
Lynn Harris	688.80	\$26.14	\$23.68		(\$2.46)	
Totals:	7532.52	\$350.00	\$350.00	\$28.92	(\$28.92)	

Costs:	
Watermaster:	
Total Days:	
Rate per Day:	
OR Rate per Season:	\$0.00
Total:	\$0.00
Assistant Watermaster:	
Total Days:	
Rate per Day:	
OR Rate per Season:	\$50.00
Total:	\$50.00
Other pro rata expenses:	
Total for Season:	\$300.00
Non-consumptive Costs:	
Total for Season:	\$0.00
Totals:	
Watermaster:	\$0.00
Assistant:	\$50.00
Other Pro rata expenses:	\$300.00
Total Cost:	\$350.00
Non-consumptive Cost:	(\$0.00)
Cost distributed pro rata:	\$350.00
Cost per 24-hr Sec. Ft.:	\$0.0464652

Water User	24-hr Sec. Ft. for July	Cumulative 24-hr Sec. Ft.	Delivery Days for July	Cumulative Days for Year	Daily Average for July	Daily Average for Year
McGee Harris	363.94	1209.22	31	103	11.74	11.74
Brent Webb	6.20	20.60	31	103	0.20	0.20
Eugene Minnig	74.40	247.20	31	103	2.40	2.40
Wendell Wiser	0.00	0.00	0	0	0.00	0.00
Donald Monroe	269.08	894.04	31	103	8.68	8.68
Otto Munro	101.06	335.78	31	103	3.26	3.26
Ken Munro	15.50	51.50	31	103	0.50	0.50
Marvin Anderson	102.92	341.98	31	103	3.32	3.32
Venice Munro	68.34	220.42	31	103	2.14	2.14
Mary Aina	50.84	168.92	31	103	1.64	1.64
Illa Bigelow	32.55	108.15	31	103	1.05	1.05
Dorothy Munro	0.00	0.00	0	0	0.00	0.00
Gayle Hunt	178.58	593.28	31	103	5.76	5.76
Joe Olorenshaw	3.10	10.30	31	103	0.10	0.10
Roger Moore	3.10	10.30	31	103	0.10	0.10
Darrell Moore	3.10	10.30	31	103	0.10	0.10
Stan Moore Jr.	1.24	4.12	31	103	0.04	0.04
Bill Henesh	3.10	10.30	31	103	0.10	0.10
James Moore	3.10	10.30	31	103	0.10	0.10
Ralph Hopkins	0.00	0.00	0	0	0.00	0.00
Ben Call	0.00	0.00	0	0	0.00	0.00
George Harris	15.50	51.50	31	103	0.50	0.50
Chris Torgenson	0.00	0.00	0	0	0.00	0.00
Bob Kukachka	0.00	0.00	0	0	0.00	0.00
Lynn Harris	130.20	432.80	31	103	4.20	4.20
24-hour Sec. Ft. Totals:	1423.83	4730.79				

Water User	24-hr Sec. Ft. for August	Cumulative 24-hr Sec. Ft.	Delivery Days for August	Cumulative Days for Year	Daily Average for August	Daily Average for Year
McGee Harris	363.94	1573.18	31	134	11.74	11.74
Brent Webb	6.20	26.80	31	134	0.20	0.20
Eugene Minnig	74.40	321.60	31	134	2.40	2.40
Wendell Wiser	0.00	0.00	0	0	0.00	0.00
Donald Monroe	269.08	1163.12	31	134	8.68	8.68
Otto Munro	101.06	436.84	31	134	3.26	3.26
Ken Munro	15.50	67.00	31	134	0.50	0.50
Marvin Anderson	102.92	444.88	31	134	3.32	3.32
Venice Munro	68.34	288.76	31	134	2.14	2.14
Mary Aina	50.84	219.76	31	134	1.64	1.64
Illa Bigelow	32.55	140.70	31	134	1.05	1.05
Dorothy Munro	0.00	0.00	0	0	0.00	0.00
Gayle Hunt	178.58	771.84	31	134	5.76	5.76
Joe Olorenshaw	3.10	13.40	31	134	0.10	0.10
Roger Moore	3.10	13.40	31	134	0.10	0.10
Darrell Moore	3.10	13.40	31	134	0.10	0.10
Stan Moore Jr.	1.24	5.36	31	134	0.04	0.04
Bill Henesh	3.10	13.40	31	134	0.10	0.10
James Moore	3.10	13.40	31	134	0.10	0.10
Ralph Hopkins	0.00	0.00	0	0	0.00	0.00
Ben Call	0.00	0.00	0	0	0.00	0.00
George Harris	15.50	67.00	31	134	0.50	0.50
Chris Torgenson	0.00	0.00	0	0	0.00	0.00
Bob Kukachka	0.00	0.00	0	0	0.00	0.00
Lynn Harris	130.20	562.80	31	134	4.20	4.20
24-hour Sec. Ft. Totals:	1293.63	5591.82				

Water User	24-hr Sec. Ft. for September	Cumulative 24-hr Sec. Ft.	Delivery Days for September	Cumulative Days for Year	Daily Average for September	Daily Average for Year
McGee Harris	352.20	1925.38	30	164	11.74	11.74
Brent Webb	6.00	32.80	30	164	0.20	0.20
Eugene Minnig	72.00	393.60	30	164	2.40	2.40
Wendell Wiser	0.00	0.00	0	0	0.00	0.00
Donald Monroe	260.40	1423.52	30	164	8.68	8.68
Otto Munro	97.80	534.64	30	164	3.26	3.26
Ken Munro	15.00	82.00	30	164	0.50	0.50
Marvin Anderson	99.60	544.48	30	164	3.32	3.32
Venice Munro	64.20	350.96	30	164	2.14	2.14
Mary Aina	49.20	268.96	30	164	1.64	1.64
Illa Bigelow	31.50	172.20	30	164	1.05	1.05
Dorothy Munro	0.00	0.00	0	0	0.00	0.00
Gayle Hunt	172.80	944.64	30	164	5.76	5.76
Joe Olorenshaw	3.00	16.40	30	164	0.10	0.10
Roger Moore	3.00	16.40	30	164	0.10	0.10
Darrell Moore	3.00	16.40	30	164	0.10	0.10
Stan Moore Jr.	1.20	6.56	30	164	0.04	0.04
Bill Henesh	3.00	16.40	30	164	0.10	0.10
James Moore	3.00	16.40	30	164	0.10	0.10
Ralph Hopkins	0.00	0.00	0	0	0.00	0.00
Ben Call	0.00	0.00	0	0	0.00	0.00
George Harris	15.00	82.00	30	164	0.50	0.50
Chris Torgenson	0.00	0.00	0	0	0.00	0.00
Bob Kukachka	0.00	0.00	0	0	0.00	0.00
Lynn Harris	128.00	688.80	30	164	4.20	4.20
24-hour Sec. Ft. Totals:	1377.90	7532.52				

Water User	24-hr Sec. Ft. for April	Cumulative 24-hr Sec. Ft.	Delivery Days for April	Cumulative Days for Year	Daily Average for April	Daily Average for Year
McGee Harris	129.14	129.14	11	11	11.74	11.74
Brent Webb	2.20	2.20	11	11	0.20	0.20
Eugene Minnig	26.40	26.40	11	11	2.40	2.40
Wendell Wisser	0.00	0.00	0	0	0.00	0.00
Donald Monroe	95.48	95.48	11	11	8.68	8.68
Otto Munro	35.88	35.88	11	11	3.28	3.28
Ken Munro	5.50	5.50	11	11	0.50	0.50
Marvin Anderson	36.52	36.52	11	11	3.32	3.32
Venice Munro	23.54	23.54	11	11	2.14	2.14
Mary Aina	18.04	18.04	11	11	1.64	1.64
Illa Bigelow	11.55	11.55	11	11	1.05	1.05
Dorothy Munro	0.00	0.00	0	0	0.00	0.00
Gayle Hunt	63.36	63.36	11	11	5.76	5.76
Joe Olorenshaw	1.10	1.10	11	11	0.10	0.10
Roger Moore	1.10	1.10	11	11	0.10	0.10
Darrell Moore	1.10	1.10	11	11	0.10	0.10
Stan Moore Jr.	0.44	0.44	11	11	0.04	0.04
Bill Henesh	1.10	1.10	11	11	0.10	0.10
James Moore	1.10	1.10	11	11	0.10	0.10
Ralph Hopkins	0.00	0.00	0	0	0.00	0.00
Ben Call	0.00	0.00	0	0	0.00	0.00
George Harris	5.50	5.50	11	11	0.50	0.50
Chris Torgenson	0.00	0.00	0	0	0.00	0.00
Bob Kukachka	0.00	0.00	0	0	0.00	0.00
Lynn Harris	48.20	48.20	11	11	4.20	4.20
24-hour Sec. Ft. Totals:	505.23	505.23				

Water User	24-hr Sec. Ft. for May	Cumulative 24-hr Sec. Ft.	Delivery Days for May	Cumulative Days for Year	Daily Average for May	Daily Average for Year
McGee Harris	363.94	493.08	31	42	11.74	11.74
Brent Webb	6.20	8.40	31	42	0.20	0.20
Eugene Minnig	74.40	100.80	31	42	2.40	2.40
Wendell Wisser	0.00	0.00	0	0	0.00	0.00
Donald Monroe	269.08	364.56	31	42	8.68	8.68
Otto Munro	101.08	136.92	31	42	3.28	3.28
Ken Munro	15.50	21.00	31	42	0.50	0.50
Marvin Anderson	102.92	139.44	31	42	3.32	3.32
Venice Munro	66.34	89.88	31	42	2.14	2.14
Mary Aina	50.84	88.88	31	42	1.64	1.64
Illa Bigelow	32.55	44.10	31	42	1.05	1.05
Dorothy Munro	0.00	0.00	0	0	0.00	0.00
Gayle Hunt	178.56	241.92	31	42	5.76	5.76
Joe Olorenshaw	3.10	4.20	31	42	0.10	0.10
Roger Moore	3.10	4.20	31	42	0.10	0.10
Darrell Moore	3.10	4.20	31	42	0.10	0.10
Stan Moore Jr.	1.24	1.68	31	42	0.04	0.04
Bill Henesh	3.10	4.20	31	42	0.10	0.10
James Moore	3.10	4.20	31	42	0.10	0.10
Ralph Hopkins	0.00	0.00	0	0	0.00	0.00
Ben Call	0.00	0.00	0	0	0.00	0.00
George Harris	15.50	21.00	31	42	0.50	0.50
Chris Torgenson	0.00	0.00	0	0	0.00	0.00
Bob Kukachka	0.00	0.00	0	0	0.00	0.00
Lynn Harris	130.20	176.40	31	42	4.20	4.20
24-hour Sec. Ft. Totals:	1423.83	1929.08				

Water User	24-hr Sec. Ft. for June	Cumulative 24-hr Sec. Ft.	Delivery Days for June	Cumulative Days for Year	Daily Average for June	Daily Average for Year
McGee Harris	352.20	845.28	30	72	11.74	11.74
Brent Webb	6.00	14.40	30	72	0.20	0.20
Eugene Minnig	72.00	172.80	30	72	2.40	2.40
Wendell Wisser	0.00	0.00	0	0	0.00	0.00
Donald Monroe	260.40	624.96	30	72	8.68	8.68
Otto Munro	97.80	234.72	30	72	3.28	3.28
Ken Munro	15.00	36.00	30	72	0.50	0.50
Marvin Anderson	99.60	239.04	30	72	3.32	3.32
Venice Munro	64.20	154.08	30	72	2.14	2.14
Mary Aina	48.20	118.08	30	72	1.64	1.64
Illa Bigelow	31.50	75.60	30	72	1.05	1.05
Dorothy Munro	0.00	0.00	0	0	0.00	0.00
Gayle Hunt	172.80	414.72	30	72	5.76	5.76
Joe Olorenshaw	3.00	7.20	30	72	0.10	0.10
Roger Moore	3.00	7.20	30	72	0.10	0.10
Darrell Moore	3.00	7.20	30	72	0.10	0.10
Stan Moore Jr.	1.20	2.88	30	72	0.04	0.04
Bill Henesh	3.00	7.20	30	72	0.10	0.10
James Moore	3.00	7.20	30	72	0.10	0.10
Ralph Hopkins	0.00	0.00	0	0	0.00	0.00
Ben Call	0.00	0.00	0	0	0.00	0.00
George Harris	15.00	36.00	30	72	0.50	0.50
Chris Torgenson	0.00	0.00	0	0	0.00	0.00
Bob Kukachka	0.00	0.00	0	0	0.00	0.00
Lynn Harris	126.00	302.40	30	72	4.20	4.20
24-hour Sec. Ft. Totals:	1377.90	3306.96				

Water User	24-hr Sec. Ft. for October	Cumulative 24-hr Sec. Ft.	Delivery Days for October	Cumulative Days for Year	Daily Average for October	Daily Average for Year
McGee Harris	0.00	1925.38	0	164	0.00	11.74
Brent Webb	0.00	32.80	0	164	0.00	0.20
Eugene Minnig	0.00	393.60	0	164	0.00	2.40
Wendell Wiser	0.00	0.00	0	0	0.00	0.00
Donald Monroe	0.00	1423.52	0	164	0.00	8.68
Otto Munro	0.00	534.64	0	164	0.00	3.28
Ken Munro	0.00	82.00	0	164	0.00	0.50
Marvin Anderson	0.00	544.48	0	164	0.00	3.32
Venice Munro	0.00	350.96	0	164	0.00	2.14
Mary Alna	0.00	268.96	0	164	0.00	1.64
Illa Bigelow	0.00	172.20	0	164	0.00	1.05
Dorothy Munro	0.00	0.00	0	0	0.00	0.00
Gayle Hunt	0.00	944.64	0	164	0.00	5.76
Joe Olorenshaw	0.00	16.40	0	164	0.00	0.10
Roger Moore	0.00	16.40	0	164	0.00	0.10
Darrell Moore	0.00	16.40	0	164	0.00	0.10
Stan Moore Jr.	0.00	6.56	0	164	0.00	0.04
Bill Henesh	0.00	16.40	0	164	0.00	0.10
James Moore	0.00	16.40	0	164	0.00	0.10
Ralph Hopkins	0.00	0.00	0	0	0.00	0.00
Ben Call	0.00	0.00	0	0	0.00	0.00
George Harris	0.00	82.00	0	164	0.00	0.50
Chris Torgenson	0.00	0.00	0	0	0.00	0.00
Bob Kukachka	0.00	0.00	0	0	0.00	0.00
Lynn Harris	0.00	688.80	0	164	0.00	4.20
24-hour Sec. Ft. Totals:	0.00	7532.52				

1998 WATERMASTER'S PROPOSED BUDGET

Water District Number: 11-A

Stream: Eightmile and Bailey Creeks
Tributary to: Bear River

Watermaster:
Address: Donald L. Monroe
Post Office Box 962
Soda Springs, Idaho 83276
(208)


Secretary: Donald L. Monroe
Address: Post Office Box 962
Soda Springs, Idaho 83276
(208)

--

SECTION 42-615, IDAHO CODE

PROPOSED BUDGET FOR SUCCEEDING YEAR. Each watermaster shall, at least thirty (30) days prior to the annual meeting of the water users of the water district, also prepare and file with the department of water resources a proposed budget for the succeeding year, together with a distribution of the amount of said budget to the respective water users, using the actual deliveries for the past irrigation season or seasons as the basis for said distribution as hereinaabove provided, which said proposed budget and distribution shall be submitted to the water users for consideration and approval at the next annual meeting.

In conformity with the above statute, I hereby submit a Proposed Budget for the season of: 1998


Watermaster, Water Dist. 11-A

(This report must be made in duplicate, one copy to be forwarded to the appropriate regional office of the Idaho Department of Water Resources, and one copy to the Secretary of the last Annual Water User's Meeting of your District.)

11-A: Eightmile and Bailey Creeks

Proposed Budget
1998 Season

Water User	Past Season's Costs					Average Cost	Estimated Billing	Adjusted Billing
	1993	1994	1995	1996	1997			
McGee Harris	\$77.05	\$65.99	\$58.00	\$71.77	\$73.06	\$69.17	\$79.09	\$85.95
Brent Webb	\$0.27		\$1.65	\$0.61	\$5.00	\$1.88	\$5.00	\$5.50
Eugene Minnig	\$1.71	\$17.74	\$25.36	\$4.91	\$14.94	\$12.93	\$14.78	\$16.19
Wendell Wisner	\$1.54		\$10.86	\$0.79	\$5.00	\$4.55	\$5.20	(\$0.53)
Donald Monroe	\$70.74	\$75.40	\$55.00	\$69.86	\$54.02	\$65.00	\$74.32	\$79.40
Otto Munro	\$5.23	\$20.32	\$15.00	\$9.10	\$20.29	\$13.99	\$15.99	\$17.71
Ken Munro				\$5.09	\$5.00	\$5.05	\$5.77	\$8.17
Marvin Anderson	\$3.65	\$5.33	\$10.00	\$5.63	\$20.66	\$9.05	\$10.35	\$12.31
Venice Munro	\$3.88	\$12.18	\$15.00	\$1.60	\$13.32	\$9.20	\$10.51	\$11.77
Mary Aina	\$0.37	\$6.57	\$5.00	\$10.99	\$10.21	\$6.63	\$7.58	\$8.56
Illa Bigelow	\$14.44	\$11.88	\$10.19	\$1.05	\$6.53	\$8.82	\$10.08	\$10.70
Dorothy Munro		\$0.04	\$1.00		\$5.00	\$2.01	\$5.00	\$5.00
Gayle Hunt	\$32.37	\$25.38	\$36.09	\$28.60	\$35.85	\$31.66	\$36.19	\$39.88
Joe Olorenshaw	\$10.00	\$10.00	\$10.00	\$10.00	\$5.00	\$9.00	\$10.29	\$10.29
Roger Moore	\$10.00	\$10.00	\$10.00	\$10.00	\$5.00	\$9.00	\$10.29	\$10.29
Darrell Moore	\$10.00	\$10.00	\$10.00	\$10.00	\$5.00	\$9.00	\$10.29	\$10.29
Stan Moore Jr.	\$10.00	\$10.00	\$10.00	\$10.00	\$5.00	\$9.00	\$10.29	\$10.29
Bill Henesh	\$10.00	\$10.00	\$10.00	\$10.00	\$5.00	\$9.00	\$10.29	\$10.29
James Moore	\$10.00	\$10.00	\$10.00	\$10.00	\$5.00	\$9.00	\$10.29	\$10.29
Ralph Hopkins	\$10.00	\$10.00	\$10.00	\$10.00	\$5.00	\$9.00	\$10.29	\$10.29
Ben Call	\$10.00	\$10.00	\$10.00	\$10.00	\$5.00	\$9.00	\$10.29	\$10.29
George Harris	\$10.00	\$10.00	\$10.00	\$10.00	\$5.00	\$9.00	\$10.29	\$10.29
Chris Torgenson		\$10.00	\$10.00	\$10.00	\$5.00	\$8.75	\$10.00	(\$13.19)
Bob Kukachka	\$10.00	\$10.00	\$10.00	\$10.00	\$5.00	\$9.00	\$10.29	\$10.29
Lynn Harris			\$4.00		\$26.14	\$15.07	\$17.23	\$19.69
Totals:	\$311.25	\$350.83	\$357.15	\$320.00	\$350.00	\$353.76	\$410.00	\$410.00

11-A: Eightmile and Bailey Creeks

Proposed Budget
1998

Year	Watermaster			Assistant, Secretary, Staff, etc.			Other Expenses	Total Costs
	Days	Salary	Total	Days	Salary	Total		
1993								\$0.00
1994								\$0.00
1995								\$0.00
1996								\$0.00
1997			\$0.00			\$50.00	\$300.00	\$350.00
Average						\$50.00	\$300.00	\$70.00

Watermaster's Proposed Budget								
1998			\$60.00			\$50.00	\$300.00	\$410.00