

RECEIVED

DEC 15 2025

DEPT. OF WATER RESOURCES  
EASTERN REGION

# WATERMASTER'S ANNUAL REPORT

From: March 15, 20 25 To: Nov 15, 20 2025

Water District No. 74-F

Water District Name: Pratt Creek

Name of Watermaster: Phil Moulton

Mailing Address: 178 Pratt Creek Road Salmon

## AFFIDAVIT OF WATERMASTER

As the appointed watermaster of water district no. 74 F, I hereby certify that the information contained in this report is true and correct to the best of my knowledge.

Phil Moulton  
Watermaster signature

12/15/2025  
Date

Pursuant to Section 42-606 Idaho Code, this Watermaster's Annual Report shall be filed prior to the end of the watermaster's appointment for the current year, and kept in the office of the Idaho Department of Water Resources (IDWR). The Watermaster's Daily Diversion Records should be attached to this report if those records are not submitted electronically to IDWR.

1.9935

April 2025 days x cfs x 1.9935 = Ac ft

PR3

PR2

PR1

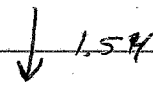
Fis<sup>2</sup>

4/15 thru 4-28

4/1

zero

4/1



1 cfs x 14 days

4/30

4/5

= 27.769 Ac ft

5 cfs

5 days

= 15.2729 Ac ft

30 days

x 5 cfs

4/6

4/29

= 29.7525

↓ 1.54



Ac ft

4/14

4/30

Total

9 days

1.8 cfs x 2 days

= 27.49 Ac ft

3.967 Ac ft

4/14

↓ 1.9

4/28

15 days

31.736 Ac ft

56.53

Total

Ac ft

4/28 → 4/30

3.1  
~~3.3~~

12.2827


Ac ft

11.59

Ac ft

Total

May 2025  
Pratt Creek



June 2025  
Pratt Creek

PR3

6/1

15.9

6/7

7 days =  
220.8

15.7

6/15

8 days =  
249.1

13.4

6/18

3 days =  
79.7

11.1

6/25

7 days =  
154.1

9.4

6/28

3 days =  
55.9

8.1

6/30

2 days =  
32.1

Total

791.7  
Ac/ft

PR2

6/1

2.5

6/4

4 days =  
19.8

2.5

6/11

7 days =  
34.7

1.5

6/18

7 days =  
20.8

1.0

6/23

5 days =  
9.9

5

6/28

5 days =  
4.96

Total

90.2  
Ac/ft

PR1

6/1

1.0

6/18

18 days =  
35.7

.5

6/28

10 days =  
9.9

.3

6/30

2 days =  
1.2

Total

46.8  
Ac/ft

Fish

6/1

15.1

6/6

6 days =  
179.7

3.6

6/14

8 days =  
57.1

3.2

6/18

4 days =  
25.4

2.9

6/28

10 days =  
57.5

2.1

6/30

2 days =  
8.3

Total

328 Ac/ft

July 2025  
Pratt Creek

PR3

PR2

PR1

Fish

8.1

↓ 7/5

5 days =

80.3

7.4

↓ 7/10

5 days =

73.4

7.1 cfs

↓ 7/29

18 days

253.5

6.4

↓ 7/31

3 days =

38.1

7/1

.3

↓ 7/10

10 days =

6.0

2.1

↓ 7/20

20 days =

83.3

1.5

↓ 7/31

11 days =

32.7

Total

445.3

Ac/ft

0

Ac ft

6.0

Ac/ft

116

Ac ft

Total


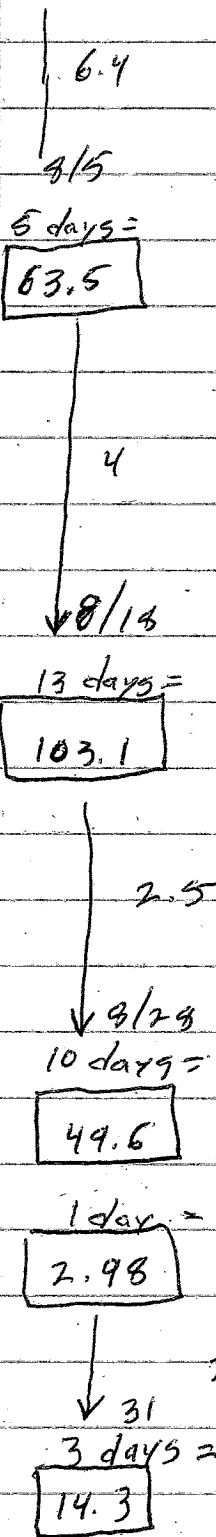
Aug 2025  
Pratt Creek

PR3

PR2

PR1

Fish



Total

**233.5**  
Ac ft

zero  
0

zero

**102.3**  
Ac ft

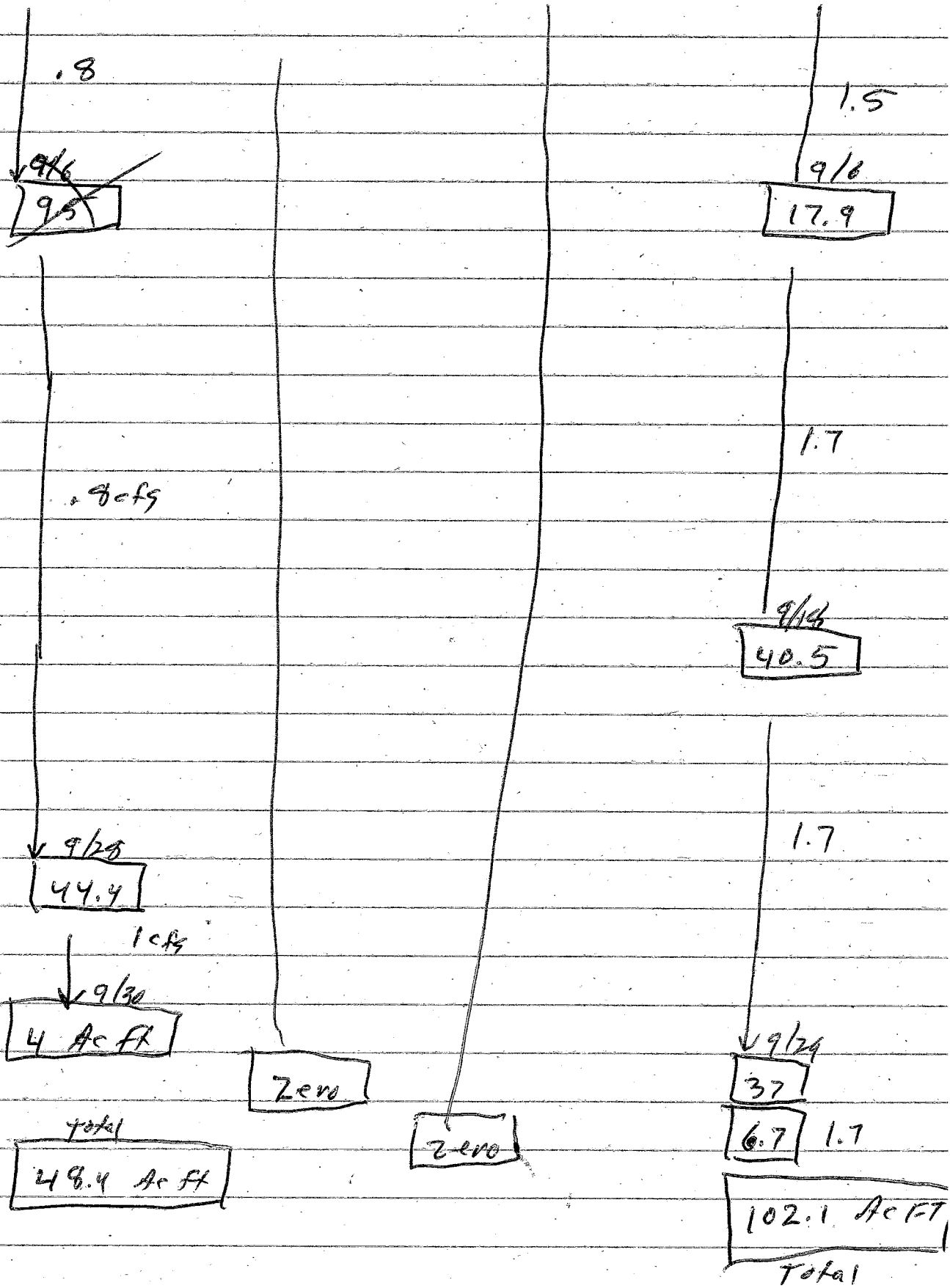
Sept 2025  
Pratt Creek

PR3

PR2

PR1

Fish



Oct 2025  
Pratt Creek

PR3

PR2

PR1

Fish

1.2  
↓ 10/4  
9.5

.8  
↓ 10/9  
7.9

0  
↓ 10/31

17.4 Ac Ft  
Total

Zero

Zero

Zero

Zero

1.4  
10/9  
25 Ac Ft

2.3  
10/31

100.4

125.4 Ac Ft

Nov 2025

Pratt Creek

PR3

PR2

PR1

Fish

Zero

Zero

Zero

2.3

↓ 11/15

68.4 Ac Ft

**IDWR OFFICES**

State  
322 E Front St  
Boise, ID 83720

**REGIONAL OFFICES**

Western  
2735 Airport Wy  
Boise, ID 83705  
334-2190

Southern  
1341 Fillmore St Ste 200  
Twin Falls, ID 83402  
736-3033

Eastern  
900 N Skyline Dr Ste A  
Idaho Falls, ID 83402  
525-7161

Northern  
7600 N Mineral Dr Ste 100  
Cour D'Alene, ID 83815

**WATERMASTER'S DAILY RECORD**

SOURCE

Pratt Creek

WATER DISTRICT

74 E

MONTH(S) OF

March - Nov YEAR 2025

WATERMASTER

Phil Moulton

ADDRESS

178 Pratt Creek Road

After the irrigation season the Watermaster must forward record keeping information and the annual Watermaster report to the appropriate IDWR Regional Office.



April 2025

Month:

Source:

Use cubic ft. per sec. for 24-hr periods, or 24-hr second ft. List of owner of water rights, tenant.

Day	PR 3		PR 2		PR 1		Figs												
	Amount (cfs)	Meas. Method	Amount (cfs)	Meas. Method	Amount (cfs)	Meas. Method	Amount (cfs)	Meas. Method	Amount (cfs)	Meas. Method	Amount (cfs)	Meas. Method	Amount (cfs)	Meas. Method	Amount (cfs)	Meas. Method	Amount (cfs)	Meas. Method	
1			.5	E															
2																			
3																			
4																			
5	<del>1.54</del>	<del>M</del>	.5	E			1.54	M											
6																			
7																			
8																			
9																			
10																			
11																			
12																			
13																			
14								1.93	M										
15	1.0	E					1.3	M											
16																			
17																			
18																			
19	1.0	E					1.9	M											
20																			
21																			
22																			
23																			
24																			
25																			
26																			
27																			
28	1.0	E					3.1	M											
29	<del>1.0</del>	<del>E</del>					<del>3.1</del>	<del>M</del>											
30	1.8	M					2.5	E											
31																			

Total in 24 hr sec ft.

Remarks  
 Gauge showed 1.08 IDUR Flow Truck  
 Measured 1.33. Discrepancy of .25.  
 John Todd said that ~~that~~ ± .2 cfs  
 is q's close as we can expect to measure

Month: May

Source:

Use cubic ft. per sec. for 24-hr periods, or 24-hr second ft. List of owner of water rights, n Tenant.

Day	PR3		PR2		PR1		Figs												
	Amount (cfs)	Meas. Method	Amount (cfs)	Meas. Method	Amount (cfs)	Meas. Method	Amount (cfs)	Meas. Method	Amount (cfs)	Meas. Method	Amount (cfs)	Meas. Method	Amount (cfs)	Meas. Method	Amount (cfs)	Meas. Method	Amount (cfs)	Meas. Method	
1																			
2																			
3																			
4	7.5	m	1.5	F	0		2.5	m											
5																			
6																			
7																			
8																			
9	12	m	3		.1		5.1	m											
10																			
11	15.5	m	4	F	1	F													
12																			
13																			
14																			
15	12.8	m	1.5	F	1	F	2.5	m											
16																			
17																			
18																			
19																			
20																			
21	8.7	m	.2	F	.2	F	2.5	m											
22																			
23																			
24																			
25	11.4	m																	
26	13.6	m					5.2	m											
27	15.9	m	3.5	m	1.5	F	9	m											
28																			
29			5.0	m															
30							15.1	m											
31																			

Total in 24 hr sec ft

Remarks

Month: 2008 Source: \_\_\_\_\_

Use cubic ft. per sec. for 24-hr periods, or 24-hr second ft. List of owner of water rights, not Tenant.

Day	PR3		PR2		PR1		FR34		Diver Name or Owner		Diver Name or Owner		Diver Name or Owner		Diver Name or Owner		Diver Name or Owner		
	Amount (cfs)	Meas. Method	Amount (cfs)	Meas. Method	Amount (cfs)	Meas. Method	Amount (cfs)	Meas. Method	Amount (cfs)	Meas. Method	Amount (cfs)	Meas. Method	Amount (cfs)	Meas. Method	Amount (cfs)	Meas. Method	Amount (cfs)	Meas. Method	
1																			
2																			
3																			
4																			
5																			
6																			
7																			
8																			
9																			
10																			
11																			
12																			
13																			
14																			
15																			
16																			
17																			
18																			
19																			
20																			
21																			
22																			
23																			
24																			
25																			
26																			
27																			
28																			
29																			
30																			
31																			

Total in 24 hr sec ft.

Remarks

Month: July Source: \_\_\_\_\_

Use cubic ft. per sec. for 24-hr periods, or 24-hr second ft. List of owner of water rights, not Tenant.

Day	Diverison Name or Owner		Diverison Name or Owner		Diverison Name or Owner		Diverison Name or Owner		Diverison Name or Owner		Diverison Name or Owner		Diverison Name or Owner		Diverison Name or Owner		Diverison Name or Owner		
	Amount (cfs)	Meas. Method	Amount (cfs)	Meas. Method	Amount (cfs)	Meas. Method	Amount (cfs)	Meas. Method	Amount (cfs)	Meas. Method	Amount (cfs)	Meas. Method	Amount (cfs)	Meas. Method	Amount (cfs)	Meas. Method	Amount (cfs)	Meas. Method	
1																			
2																			
3																			
4																			
5	7.4	m					2.1	m											
6																			
7																			
8																			
9																			
10	7.1	m	0		0		2.1	m											
11																			
12																			
13																			
14																			
15																			
16																			
17																			
18																			
19																			
20	7.1	m	0		0		1.5	m											
21																			
22																			
23																			
24																			
25																			
26																			
27																			
28	6.4	m	0		0		1.9	m											
29																			
30																			
31																			

Total in 24 hr sec ft

Remarks

Month:

Source:

Use cubic ft. per sec. for 24-hr periods, or 24-hr second ft. List of owner of water rights.

Tenant.

Day	Diverion Name or Owner		Diverion Name or Owner		Diverion Name or Owner		Diverion Name or Owner		Diverion Name or Owner		Diverion Name or Owner		Diverion Name or Owner		Diverion Name or Owner	
	Amount (cfs)	Meas. Method	Amount (cfs)	Meas. Method	Amount (cfs)	Meas. Method	Amount (cfs)	Meas. Method	Amount (cfs)	Meas. Method	Amount (cfs)	Meas. Method	Amount (cfs)	Meas. Method	Amount (cfs)	Meas. Method
1																
2																
3																
4																
5	4	E	0		0		1.5	M								
6																
7																
8																
9																
10																
11																
12																
13																
14																
15																
16																
17																
18	2.5	E	0		0		1.82	M								
19																
20																
21																
22																
23																
24																
25																
26																
27																
28	1.5	E					2.4	M								
29	2.4	E					1.3	M								
30																
31																
Total in 24 hr sec ft																

Remarks

Month: Sept Source: \_\_\_\_\_

Use cubic ft. per sec. for 24-hr periods, or 24-hr second ft. List of owner of water rights, not Tenant.

Day	PR3		PR2		PR1		PR4		Diver Name or Owner		Diver Name or Owner		Diver Name or Owner		Diver Name or Owner		Diver Name or Owner		
	Amount (cfs)	Meas. Method	Amount (cfs)	Meas. Method	Amount (cfs)	Meas. Method	Amount (cfs)	Meas. Method	Amount (cfs)	Meas. Method	Amount (cfs)	Meas. Method	Amount (cfs)	Meas. Method	Amount (cfs)	Meas. Method	Amount (cfs)	Meas. Method	
1																			
2																			
3																			
4																			
5																			
6	1.45	E	0		0	1.	1.5	207											
7																			
8																			
9																			
10																			
11																			
12																			
13																			
14																			
15																			
16																			
17	1.8	E																	
18	1.7	E	0		0		1.7	207											
19																			
20																			
21																			
22																			
23																			
24																			
25																			
26																			
27																			
28																			
29	1.0	E					1.2	m											
30																			
31																			

Total in 24 hr sec ft

Remarks

Month: Oct 2002 Source: \_\_\_\_\_

Use cubic ft. per sec. for 24-hr periods, or 24-hr second ft. List of owner of water rights, not Tenant.

Day	PR3		PR2		PR1		PR4												
	Amount (cfs)	Meas. Method	Amount (cfs)	Meas. Method	Amount (cfs)	Meas. Method	Amount (cfs)	Meas. Method	Amount (cfs)	Meas. Method	Amount (cfs)	Meas. Method	Amount (cfs)	Meas. Method	Amount (cfs)	Meas. Method	Amount (cfs)	Meas. Method	
1																			
2																			
3																			
4	* 8	F					1.4	29											
5																			
6																			
7																			
8																			
9	0		0		0		2.3	27											
10																			
11																			
12																			
13																			
14																			
15																			
16																			
17																			
18																			
19																			
20																			
21																			
22																			
23																			
24																			
25																			
26																			
27																			
28																			
29																			
30																			
31																			

Total in 24 hr sec ft

Remarks

Month: November

Source:

Use cubic ft. per sec. for 24-hr periods, or 24-hr second ft. List of owner of water rights, n

Day	PR 3		PR 2		PR 1		FIS 4	
	Amount (cfs)	Meas. Method	Amount (cfs)	Meas. Method	Amount (cfs)	Meas. Method	Amount (cfs)	Meas. Method
1							2-31	W7
2								
3								
4								
5								
6								
7								
8								
9								
10								
11								
12								
13								
14								
15								
16								
17								
18								
19								
20								
21								
22								
23								
24								
25								
26								
27								
28								
29								
30								
31								

Total in 24 hr sec. ft.

Remarks