

Watermaster's Report

From 01 February, 2015 to 31 January, 2016

Water District No. 100

Name of Watermaster: James Cefalo

900 N. Skyline Dr. Ste. A, Idaho Falls, ID 83402

Affidavit of Watermaster


STATE OF IDAHO, COUNTY OF BONNEVILLE } ss.


James Cefalo, being first duly sworn, deposes and says that he is Watermaster of Water District 100, having been lawfully appointed by the Director, Department of Water Resources Gary Spackman and that the volumes of water, stated in this report, prorated by him to the several users, are correct.



Watermaster District No. 100

Subscribed and sworn before me, this 19th day of September, 2016.




My Commission expires July 24, 2019
Idaho Falls, Idaho, _____, 2016

I HEREBY CERTIFY, That _____ was lawfully appointed by me Watermaster of District No. _____, and that his bill for services rendered prorated to the several users, as herein sworn to, is to the best of my knowledge and belief, correct.

Director, Department of Water Resources

By _____

SCANNED
FEB 07 2019

INDEX

SUMMARY.....	1
PERSONNEL LISTING.....	2
MINUTES OF ANNUAL MEETING.....	3
APPROVED RESOLUTIONS.....	4
FIVE YEAR WATER USE SUMMARY.....	5
ASSESSMENTS.....	6

WATER DISTRICT 100

2015 WATERMASTER REPORT

Measurements were conducted by Water District 100 staff in accordance with Water District 100 Resolutions and IDWR guidelines. Specific measurement information for the diversions within the district can be found in IDWR's WMIS database. Water district staff also took periodic ground water level measurements at wells scattered throughout the district. This data is stored in IDWR's file and is available to the public. In addition to measurement activities, water district staff reviewed aerial photos and diversion records to identify any enforcement issues within the district and contacted water users as necessary to address the apparent violations. Financial reports, minutes, resolutions, and assessment records are summarized and attached in separate documents. – James Cefalo

PERSONNEL LISTING

**WATER DISTRICT 100
2015 PERSONNEL**

James Cefalo	Watermaster
Wendy Murphy	Financial Specialist
Mandy Gunderson	Secretary
Jeff Raybould	Treasurer
Heather Bohac	Assistant Watermaster
Allison Torres	Assistant Watermaster

Advisory Committee

Bruce Ard
Mark Ricks
John Millar
Dale Swensen, Chairman
Jaren Raybould
Jeff Raybould, Treasurer
Richard Crapo

MINUTES OF ANNUAL MEETING

Water District 100
2015 Annual Meeting
January 27, 2015

The Water District 100 Annual Meeting was called to order by Dale Swensen at 1:06 pm.

Mark Ricks nominated Dale Swensen as meeting chairman, and Mandy Gunderson as meeting secretary, the motion was seconded. Jeff Raybould moved nominations cease, the motion was seconded, and passed by all those in attendance.

The 2014 Water District 100 Annual Meeting Minutes were presented. Jaron Raybould moved to approve the Minutes as written. The motion was seconded and carried.

Mandy Gunderson presented the financial report as of January 23, 2015. The Balance Sheet shows the total assets for Water District 100 are \$14,215. The Profit & Loss were also presented with a total income of \$12,704 and expenses were \$13,134. Mark Ricks moved to approve the financial report as presented. Jeff Raybould seconded and the motion carried.

Heather Bohac prepared and presented a summary of 2014 field work. There were 34 diversions to be measured in 2014. Other work performed includes validating water data with power data, reviewing water rights with usage records for overages, and helping customers. Three new wells were inventoried this year and three surface rights were removed. The surface rights were sloughs/springs that were not regulated by a district prior to the creation of this district. James indicated they are not really part of Water District 100. It was noted there are some irrigation systems with complex operations the Power Consumption Coefficient method does not provide good water use data for. The state does have a requirement of flow meter with the preference of magnetic meters. Once a magnetic meter is calibrated, they only need to be read annually. The state will be requiring these within the next 5 years. The board recommended sending a letter with the assessments with the meter specifications indicating their assessment could be reduced in future years. A resolution relevant to this would be presented at the 2016 annual meeting. Water usage is used with transfers, water bank leases, and other diversion checks. Heather reported the goals for 2015 are to inventory all new wells and measure all wells on the 2015 list. An update of the water situation was also presented.

James reported on some of the water calls. Judge Wildman indicated the trim line used in the water calls is arbitrary. The judge did however allow the consideration of futile call to be discussed. IGWA did receive an extension for the completion for the pipeline to deliver water for the Rangen call. Aberdeen-Springfield (ASCC) filed an application for a recovery well, based off of section 228. Because of the restrictions placed on the water right ASCC did not drill the well. There is however a water user who drilled a well and irrigated property using since the 1970s. The water user is claiming ASCC instructed them to pump their canal shares from the well. The water user filed a district court action to stay IDWR's enforcement action. This also initiated a declaratory action against the department to say this well can be used as a recovery well in the ASCC system. This case is pending before Judge Wildman.

The proposed 2015 Resolutions and Budget were presented. James explained the changes proposed in the 2015 budget indicating the legislature is considering a 3% pay increase. James felt a review of resolution 5 would be appropriate for 2016.

John Millar moved to approve the 2015 Resolutions and Budget as amended. Jeff Raybould seconded the motion and the motion carried.

Jeff Raybould moved to retain the current advisory committee members. Mark Ricks seconded the motion. Motion carried.

It was also noted the recent requirement to file with Legislative Services the financial information for local government entities on an annual basis beginning in 2015.

Jeff Raybould indicated he anticipated recharge activities on the Rexburg Bench for 2015.

Jaron Raybould moved to adjourn, Bruce Ard seconded the motion. The meeting adjourned at 2:07 pm

Wendy Murphy for
Mandy Gunderson

1/26/2016
Dated

1:22 PM

01/23/15

Accrual Basis

Water District 100
Balance Sheet Prev Year Comparison
As of January 31, 2015

	Jan 31, 15	Jan 31, 14	\$ Change	% Change
ASSETS				
Current Assets				
Checking/Savings				
Bank of Commerce Checking	14,444.56	14,613.06	-168.50	-1.2%
Total Checking/Savings	14,444.56	14,613.06	-168.50	-1.2%
Accounts Receivable				
Accounts Receivable	-229.28	309.84	-539.12	-174.0%
Total Accounts Receivable	-229.28	309.84	-539.12	-174.0%
Other Current Assets				
Undeposited Funds	0.00	253.25	-253.25	-100.0%
Total Other Current Assets	0.00	253.25	-253.25	-100.0%
Total Current Assets	14,215.28	15,176.15	-960.87	-6.3%
TOTAL ASSETS	<u>14,215.28</u>	<u>15,176.15</u>	<u>-960.87</u>	<u>-6.3%</u>
LIABILITIES & EQUITY				
Liabilities				
Current Liabilities				
Accounts Payable				
Accounts Payable	478.57	1,008.67	-530.10	-52.6%
Total Accounts Payable	478.57	1,008.67	-530.10	-52.6%
Total Current Liabilities	478.57	1,008.67	-530.10	-52.6%
Total Liabilities	478.57	1,008.67	-530.10	-52.6%
Equity				
Retained Earnings	14,167.48	14,412.94	-245.46	-1.7%
Net Income	-430.77	-245.46	-185.31	-75.5%
Total Equity	13,736.71	14,167.48	-430.77	-3.0%
TOTAL LIABILITIES & EQUITY	<u>14,215.28</u>	<u>15,176.15</u>	<u>-960.87</u>	<u>-6.3%</u>

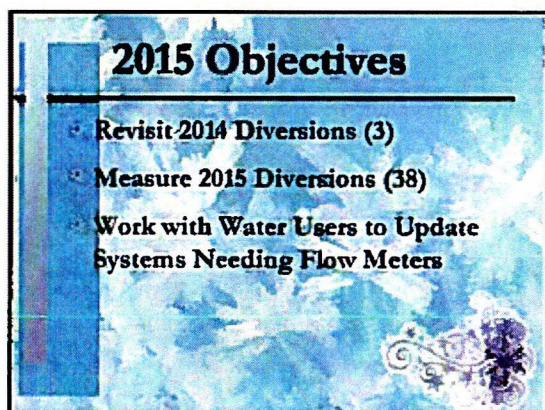


DRAFT

1:22 PM
01/23/15
Accrual Basis

Water District 100
Profit & Loss Budget vs. Actual
February 2014 through January 2015

	Feb '14 - Jan 15	Budget	\$ Over Budget	% of Budget
Income				
Finance Charge Income	-12.17			
Assessments Income	12,712.32	12,917.00	-204.68	98.4%
Interest Income	3.49			
Total Income	12,703.64	12,917.00	-213.36	98.3%
Expense				
Office Supplies	57.80			
IDWR Contract				
IDWR Salaries & Wages	5,986.25	6,636.52	-650.27	90.2%
IDWR Fringe Benefits	3,106.22	3,846.41	-740.19	80.8%
IDWR Indirect	3,984.14	5,599.07	-1,614.93	71.2%
IDWR Contract - Other	0.00	0.00	0.00	0.0%
Total IDWR Contract	13,076.61	16,082.00	-3,005.39	81.3%
Total Expense	13,134.41	16,082.00	-2,947.59	81.7%
Net Income	-430.77	-3,165.00	2,734.23	13.6%

DRAFT



APPROVED RESOLUTIONS

**Water District 100
2015 Resolutions**

The water users of Water District No. 100 meeting at the annual district meeting on January 27, 2015, at Fremont-Madison Irrigation District, St. Anthony Idaho, HEREBY ADOPT THE FOLLOWING RESOLUTIONS:

1. That the watermaster perform the duties as required by Chapter 6, Title 42, Idaho Code and in accordance with:
 - 1) The duties described in the Final Order Creating Water District 100, signed by the Director of the Idaho Department of Water Resources (IDWR), December 29, 2006, including:
 - a) Measure, record and report diversions of ground water rights included in Water District No. 100;
 - b) Administer and enforce water rights in Water District No. 100 in priority;
 - c) Curtail unauthorized or excessive diversions in Water District No. 100 (i.e., any diversion without a water right or in excess of the elements or conditions of a water right);
 - d) Curtail out-of-priority diversions under ground water rights in Water District No. 100 determined by the Director to be causing injury to senior priority water rights if not covered by a stipulated agreement or a mitigation plan approved by the Director;
 - e) Enforce the provisions of any stipulated agreements or mitigation plans approved by the Director and applicable in Water District No. 100.
 - 2) Direction and guidance provided by the Director of IDWR pursuant to Idaho Water Law.
 - 3) The annual water district resolutions as adopted herein.
2. James Cefalo is elected the watermaster for Water District 100. The Director of IDWR shall appoint James Cefalo, an employee of IDWR, to provide watermaster services for the ensuing year.
3. As provided in Idaho Code § 42-608(4), the watermaster shall serve until the next annual meeting of the water district after election at this meeting and upon appointment by the Director.
4. The water users of Water District No. 100 hereby empower the elected advisory committee to enter into a Memorandum of Understanding between Water District No. 100 and the Director of IDWR that will provide for the following:

- a) The 2015 budget for Water District No. 100 will be set at this annual meeting.
 - b) Water District No. 100 will provide compensation to IDWR for clerical and financial account support services, Watermaster services and measuring/reporting services.
 - c) The watermaster shall maintain an office for the ensuing year within the IDWR Eastern Regional Office, located in Idaho Falls, Idaho.
 - d) IDWR will provide office space, vehicles and the use of all necessary office and field equipment in exchange for compensation as set in the budget for the ensuing year. This arrangement shall not give Water District No. 100 any ownership interest in any IDWR office space and equipment. However, any equipment purchased by Water District 100 will remain owned by Water District 100.
5. The budget of Water District No. 100 for the fiscal year 2015 beginning February 1, 2015, and ending on January 31, 2016, be as follows:

Income	
Assessment Income	\$ 13,345
Total Income	<u>\$ 13,345</u>
Expenses	
IDWR Contract	\$ 16,644
Total Expense	<u>\$ 16,644</u>

WHEREAS some small diversions would have regular assessments less than the amount required by IDWR to maintain their account,

WHEREAS many of these small diversions are not currently measured by the IDWR, ground water districts, or the irrigation district. and;

WHEREAS measurement of diversions smaller than 0.24 cfs that irrigate 5 or less acres is cost prohibitive and the water use for many of these diversions can be estimated.

BE IT RESOLVED that Water District 100 will have a minimum charge of \$40.

6. Diversions in Water District 100 that have a water right diversion rate in excess of 0.24 cfs and/or irrigation of more than five acres shall be measured directly by the water district every three years and assessed at the following rate;
- a) \$40 per diversion, and;
 - b) \$0.33 per acre foot based upon a 5-year average of water use.

7. All payments for assessments not received by May 1, 2015 shall accrue penalties in the amount of 10% of the charge and interest in the amount of 1% per month, as provided pursuant to Idaho Code Section 42-617.
8. Be it also resolved, that the Watermaster is authorized pursuant to Idaho Code Section 42-618, to withhold or suspend deliveries of water to any water users who have not paid their assessment charges by January 1 of the year following the billing date.
9. Jeff Raybould is elected Water District No. 100 Treasurer. The duties of the treasurer will be to approve the expenses and disburse water district funds, and to prepare or oversee preparation of a written statement of the financial affairs of the district at the end of each fiscal year, in accordance with Idaho Code, Section 42-619. James Cefalo, Watermaster of WD100, will also be designated an authorized signature for banking purposes.
10. An advisory committee shall be elected at each regular annual session to represent the interests of the water users and to provide input to the watermaster and the Director of IDWR. The 2015 Water District 100 advisory committee shall consist of an odd number of members with a minimum of three. At least two members shall be water users with irrigation rights and one shall be a water user from municipal, commercial or industrial use.
11. WHEREAS Idaho Code 42-605 provides for voting by water users and election of an advisory committee, the water users of Water District No. 100 hereby resolve that the credentials for voting in any district meeting and for serving on the district advisory committee will be as follows:
 - a) Must be a water user of the district as evidenced by a valid water right.
 - b) Must have paid all assessments owed to the water district.
12. The annual Water District No. 100 meeting shall hereafter be held on the last Tuesday of January of each year unless the Director of IDWR or the Water District No. 100 advisory committee should find it necessary to change the meeting date or unless changed by resolution of the district at any annual meeting.
13. Copies of the minutes of the annual meeting, the budget as approved, all resolutions approved, and the report prepared in accordance with Idaho Code § 42-615, shall be filed with the director of the Department of Water Resources in accordance with Idaho Code § 42-617.
14. The watermaster of Water District No. 100 shall be responsible for submitting to IDWR annual reports showing water use and such other information that may be deemed necessary by the Director of IDWR in accordance with Idaho Code § 42-606, § 42-708, and § 42-709.

15. The watermaster and assistant watermasters are authorized under Idaho Code § 42-1701(5) to make reasonable entry on lands within the district to carry out the duties of the watermaster as instructed by IDWR. These duties include but are not limited to:

- a) Monitoring diversion and measuring rate and volume of water diverted from ground water and other public water sources.
- b) Measuring the depth to water in wells.
- c) Monitoring the place, period, and nature of use of water to identify unauthorized diversion and use and to determine compliance with mitigation provisions required by agreement or order of IDWR.

WATER DISTRICT 100 BUDGET 2015

Income Budget

Minimum Charges	86	\$	40.00	\$	3,440
Diversion Charge	80	\$	40.00	\$	3,200
Acre-foot Charge	20317.4	\$	0.33	\$	6,705

Assessments

\$ 13,345

Expense Budget

Administrative Charges

Watermaster Services	\$	3,260
Clerical Assistant	\$	2,544

Total Administrative

\$ 5,805

Measurement and Reporting

Assistant Watermaster	\$	8,295
Clerical Assistant	\$	2,544
Measurement & Report Equipment	\$	-
Total Measurement & Reporting	\$	10,839

Total Expense Budget

\$ 16,644

Detail of expenses:

All staff including limited watermaster salary

Base pay w/	\$11,863	
Indirect expenses	<u>\$4,781</u>	(vehicle, mileage, office expenses, etc)
	\$16,644	

FIVE YEAR WATER USE SUMMARY

Ownername	District	WMIS Number	DiversionName	Meas Option	Metal Tag Number	2011 AF	2012 AF	2013 AF	2014 AF	2015 AF	AVG (AF)
CITY OF SUGAR CITY	100	101642	Well 4	Flowmeter (8)	E0007511	547.9	531.5	466.0	300.2		461.4
CITY OF SUGAR CITY	100	101643	Well 2	Flowmeter (8)	E0007510	1.0	3.7	31.1	12.4		12.0
CITY OF SUGAR CITY	100	101644	Well 1	Flowmeter (8)	E0007509	0.6	1.4	0.0	0.0		0.5
KYLE BYBEE	100	101645	Well 3	No Rights Unused(10)	E0007508						
LEE ROBISON	100	200406	Jimmy Farm	Unused (6)							
KYLE BYBEE	100	200408		PCC (2)	A0008370	133.9	107.2	98.3	151.3	105.4	119.2
RHETT WATSON AND WILLIAM NEIL TAYLOR	100	200453	Taylor Well	PCC (2)	A0009429	290.0	520.6	347.7	393.4	536.1	417.6
BOWEN WATER USERS, ROBERT BOYD & SUSAN	100	200454	Bowen Well	PCC (2)	A0007698	14.0	19.5	19.4	19.0	32.5	20.9
GARY KELLY	100	200461	E of Butte by Road	PCC (2)	A0008222	191.0	166.1	197.7	204.4	225.5	196.9
GARY KELLY	100	200462	Lower Pasture	PCC (2)	A0008221	328.0	353.1	489.0	419.4	405.1	398.9
RICHARD SMITH FARMS	100	200470		PCC (2)	A0007690	69.0	111.6	94.6	92.0	77.1	88.9
HILLVIEW WATER USERS ASSN. - MERLIN	100	200475		Alternate (3)	E0006891	0.0	0.0	0.0	0.0		0.0
HILLVIEW WATER USERS ASSN.	100	200477	Aurthurs Pump	Timeclock (7)	A0008735	46.3	54.7	72.9		45.9	54.9
BOYD E SMITH	100	200478	Boyd Smith Well	No Rights Active(11)	A0007692	334.0	486.2	418.0	212.3	150.5	32
NONE	100	200479		PCC (2)	A0007694, A0015976	34.0	48.5	40.0	21.1	11.2	31.0
KARL SNEDAKER	100	200480		PCC (2)	A0007686	548.0	388.6	334.2	416.5	368.2	411.1
BILL TANNER	100	200481	Deutz Pump	Timeclock (7)	A0007685	0.0	0.0	0.0	0.0	0.0	0.0
JEFF & ALANA LERWILL	100	200503	Hardy pump	Timeclock (7)	A0008460	4.3	6.2	0.0	0.0		2.6
WILCOX BROTHERS LLC	100	200505		PCC (2)	A0008463	188.0	279.8	246.2	155.3	155.6	205.0
DON MICKELSON	100	200506	4 (Formerly 1)	No Rights Unused(10)	A0008459						
DON MICKELSON	100	200507	2 (Formerly 3)	PCC (2)	A0008462	402.8	513.7	636.8	476.3		507.4
DON MICKELSON	100	200508	1, formerly 4	PCC (2)	A0007696	327.1	272.4	360.9	265.6	457.2	336.6
DON MICKELSON	100	200509	3 (Formerly 2)	PCC (2)	A0008461	0.0	0.0	0.0			0.0
DON MICKELSON	100	200510		No Rights Unused(10)	A0005605						
BLAIR & JEANIE FISHER	100	200512		PCC (2)	A0008455	362.0	342.0	300.3	314.7	209.6	305.7
JENSEN FARMS LIMITED PARTNERSHIP	100	200516		PCC (2)	E0007515	194.8	297.4	349.1	271.5	246.3	271.8
PROPERT ON CITY WATER/WELL NOT USED	100	200517	Small Pump	No Rights Unused(10)	A0008451						
LDS CHURCH/WELL NOT USED	100	200518	Big Pump	Unused (6)	A0008450						
MOODY CREEK PRODUCE	100	200520		Flowmeter (8)	E0007512	12.4	8.6	6.3	3.9	3.8	7.0
SUN GLO INDUSTRIES (NONE)	100	200521	East Well	Flowmeter (8)	E0007499	30.4	51.3	62.9	55.3		5
ARTCO INC.	100	200524	4 Wells	Flowmeter (8)	E0007498	55.8	173.3	40.1	130.1		9
CITY OF REXBURG	100	200525	North Well	Flowmeter (8)	E0007490	1,050.6	1104.3	495.7	218.8		717.4
KENNETH & DOUGLAS SAKOTA	100	200526		PCC (2)	A0008453	250.0	353.2	294.0	164.6	151.9	242.7
AMERICAN POTATO CO	100	200527	BAF Sun Spiced Plants	Flowmeter (8)	E0006916	760.3	945.0	774.8	710.8	595.8	757.3
WALTERS READY MIX INC	100	200528	Rexburg Plant	Flowmeter (8)	A0005666	74.6	88.2	125.8	23.4		78.0
D S & S INC	100	200529	Smith North	PCC (2)	A0008464	217.0	400.1	330.3	190.5	227.0	273.0
RANDY HUSKINSON	100	200531		PCC (2)	A0008466	98.0	188.4	174.4	137.5	102.4	140.1
BYU IDAHO- UTAH CORPORATION	100	200533	Hillview Farm	Flowmeter (8)	A0005645	66.8					66.8
VAL HAMMOND	100	200601	Pivot	PCC (2)	A0006119	221.0	278.7	273.1	280.0	210.1	252.6
BRYAN LARSON AND PATRICIA MILLER	100	200602		PCC (2)	A0006125	314.0	351.2	305.8	303.8	341.0	323.2
GAYLE RUMSEY	100	200603	Submersible	PCC (2)	A0006124						
BOYD YANCEY	100	200604	Sec 2 Well	PCC (2)	A0006123	262.0	387.3	275.0	213.4	150.5	257.7
DELMAR H & JOHN E RAYBOULD	100	200605	Egin Well	Flowmeter (8)	A0008386	415.4	448.7	304.5	332.2	420.0	384.2
STATE OF IDAHO JUVENILE CORRECTIONS	100	200607	Deep Well	Timeclock (7)	E0007017	33.0	61.3	45.3	93.2		58.2

Ownername	District	WMIS Number	DiversionName	Meas Option	Metal Tag Number	2011 AF	2012 AF	2013 AF	2014 AF	2015 AF	AVG (AF)
CITY OF PARKER	100	200608	W Well-in BLDG	Flowmeter (8)	E0007022	0.0	0.0	0.0	0.0		0.0
FREMONT COUNTY	100	200609	Stud Mill	Unused (6)	A0006126						
JAY RONALD & JUDY ANNE PETERSON	100	200610	N of house	PCC (2)	A0006127	12.0	35.4	43.7	49.6	50.2	38.2
BASIC AMERICAN FOODS	100	200611	Feedlot Big Well	Unused (6)	A0008756						
DAW, DALE	100	200612		Unused (6)	A0005674	23.1	0.0	47.5	0.0	0.0	14.1
CRAPO FARMS INC	100	200623	L-2	PCC (2)	A0005693	156.0	260.1	179.7	176.9	166.7	187.9
CRAPO FARMS INC	100	200624	L-4 (LENZ)	PCC (2)	A0005689	198.0	269.9	322.0	252.0	276.3	263.6
CRAPO FARMS INC	100	200625	L-1	PCC (2)	A0008798	304.0	395.7	328.1	316.7	327.7	334.4
CRAPO FARMS INC	100	200626	L-3	PCC (2)	A0005695	195.0	228.7	230.8	174.3	177.2	201.2
CRAPO FARMS INC	100	200627	Ricks 2	PCC (2)	A0008770	256.0	321.6	328.6	251.4	341.4	299.8
CRAPO FARMS INC	100	200628	Ricks 3	PCC (2)	A0005696	127.0	354.7	306.5	289.0	262.0	267.8
CRAPO FARMS INC	100	200629	Ricks 4	PCC (2)	A0005698	188.0	163.0	243.8	217.9	231.9	208.9
CRAPO FARMS INC	100	200630	Ricks 1	PCC (2)	A0005699	235.0	347.4	281.6	275.6	220.9	272.1
MELVIN HARRIS	100	200632	North Pivot	PCC (2)	A0007727	66.0	112.6	154.7	144.3	135.6	120.6
CRAPO FARMS INC	100	200633	Blake 5,6 & 7	PCC (2)	A0008383	517.8	697.4	678.7	569.2	534.0	599.4
CRAPO FARMS INC	100	200634	Blake 2, 4	PCC (2)	A0008660	398.0	577.0	543.0	515.1	409.0	488.4
LYNN & PORTIA R LOOSLI	100	200635		PCC (2)	A0005684	708.0	818.0	709.8	677.4	1892.1	961.1
BKC FARMS INC	100	200636	Neagle Place	PCC (2)	A0005691	234.0	302.8	278.9	250.9	226.9	258.7
TRAVIS RIGBY	100	200638	Well by House	Unused (4)	A0005692						
HIDDEN ESTATES SUBDIVISION	100	200639	Subdivision Well	PCC (2)	A0007724	15.0	22.0	25.0	20.5		20.6
THOMAS & KAREN GARLOCK	100	200641		Unused (6)	A0007722						
RICK BLANCHARD	100	200642	Pivot	PCC (2)	A0007723	44.0	439.2		389.2	227.5	275.0
MELVIN HARRIS	100	200652	S Pivot	PCC (2)	A0007726	380.0	454.9	541.7	523.1	497.3	479.4
BYU IDAHO-LIVESTOCK CENTER & JENSEN FARMS	100	200654		PCC (2)	A0008458	272.4	372.6	370.1	359.1	354.0	345.7
SCHULDIES LIVESTOCK	100	200656		Timeclock (7)	A0005676	6.0	7.0	2.8	5.0	7.4	5.6
BASIC AMERICAN FOODS	100	200680	Old Sprinkler Well	Unused (6)	A0006987						
DICKINSON FROZEN FOODS	100	200691	West Well	Flowmeter (8)	D0011099	161.4	169.2	246.9	234.5	196.9	201.8
CITY OF PARKER	100	200692	E Well	Flowmeter (8)	E0006903						
DAW, DALE	100	200696		Unused (6)	A0005686						
CITY OF REXBURG	100	200712	Smith Park	Flowmeter (8)	E0007491	267.8	446.1	436.9	0.0		287.7
CITY OF REXBURG	100	200713	Porter Park	Flowmeter (8)	E0007495	1,168.5	597.1	398.7	90.5		560.0
CITY OF ST ANTHONY	100	200729	Well 4	Flowmeter (1)	E0007018	735.5	778.0	803.2	830.9	830.9	795.7
CITY OF ST ANTHONY	100	200730	Well 5	Flowmeter (8)	A0007725	764.7	863.0	823.6	566.0	562.1	715.9
BASIC AMERICAN FOODS	100	200754	25 HP PUMP	Flowmeter (8)	E0006988	21.5	8.0	6.3	101.0	23.2	32.0
NONE	100	200759	Salem Supplemental	No Rights Active(11)	A0008659	0.0	0.0	0.0			0.0
JAY RONALD & JUDY ANNE PETERSON	100	200902	S of House	PCC (2)	A0006128	24.0	18.2	17.1	17.3	36.1	22.5
CRAPO FARMS INC	100	200906	Blake 3	PCC (2)	A0008767	217.0	221.7	246.2	196.0	176.1	211.4
CRAPO FARMS INC	100	200907	Blake 1	PCC (2)	A0008385	252.0	265.6	250.6	210.1	173.5	230.3
THOMAS FORD	100	1000638	Smith Park Irrig Well	Alternate (3)	A0018277		27.0	29.1	0.0		18.7
FREMONT MADISON IRRIGATION DISTRICT	100	1001351	Exchange well No. 4	Flowmeter (1)	A0015975			2156.5	0.0	0.0	718.8
CITY OF TETON	100	1001785	Well 2	Flowmeter (8)	E0007028						
CITY OF TETON	100	1001786	Well 1	Flowmeter (8)	E0007027						
HARD WAY LP	100	1001814		Unused (6)	A0015977						

17,313.7

ASSESSMENTS

1:26 PM

08/08/16

Accrual Basis

Water District 100

Sales by Customer Detail WM Assessments

February 2015 through January 2016

Type	Date	Num	Item	Qty	Sales Price	Amount
60 BOWEN WATER USERS						
Invoice	03/26/2015	2015-60	2015 AF charge (2015 AF ...	11.9	0.33	3.93
Invoice	03/26/2015	2015-60	2015 Diversion Fee (2015 ...	1	40.00	40.00
Total 60 BOWEN WATER USERS				12.9		43.93
684 DUFFY & CONNIE ENTERPRISE						
Invoice	03/26/2015	2015-684	Minimum Assessment (Min...	1	40.00	40.00
Total 684 DUFFY & CONNIE ENTERPRISE				1		40.00
806 HANSEN/MICKELSEN/HAWKINS TRUST						
Invoice	03/26/2015	2015-806	2015 AF charge (2015 AF ...	225.6	0.33	74.45
Invoice	03/26/2015	2015-806	2015 Diversion Fee (2015 ...	1	40.00	40.00
Total 806 HANSEN/MICKELSEN/HAWKINS TRUST				226.6		114.45
81 BYU IDAHO						
Invoice	03/26/2015	2015-81	2015 AF charge (2015 AF ...	426.4	0.33	140.71
Invoice	03/26/2015	2015-81	2015 Diversion Fee (2015 ...	1	40.00	40.00
Total 81 BYU IDAHO				427.4		180.71
ANDERSON, BETH						
Invoice	03/26/2015	2015-587	Minimum Assessment (Min...	1	40.00	40.00
Total ANDERSON, BETH				1		40.00
ANDREW & WILMA NELSON FAMILY TRUST						
Invoice	03/26/2015	2015-680	Minimum Assessment (Min...	1	40.00	40.00
Total ANDREW & WILMA NELSON FAMILY TRUST				1		40.00
ARD, BRUCE						
Invoice	03/26/2015	2015-708	Minimum Assessment (Min...	1	40.00	40.00
Total ARD, BRUCE				1		40.00
ARLENCO INC						
Invoice	03/26/2015	2015-589	Minimum Assessment (Min...	1	40.00	40.00
Total ARLENCO INC				1		40.00
ARTCO INC						
Invoice	03/26/2015	2015-23	2015 AF charge (2015 AF ...	105.8	0.33	34.91
Invoice	03/26/2015	2015-23	2015 Diversion Fee (2015 ...	1	40.00	40.00
Total ARTCO INC				106.8		74.91
B & S FARMS						
Invoice	03/26/2015	2015-281	2015 AF charge (2015 AF ...	295.6	0.33	97.55
Invoice	03/26/2015	2015-281	2015 Diversion Fee (2015 ...	1	40.00	40.00
Total B & S FARMS				296.6		137.55
BAKER, THOMAS K						
Invoice	03/26/2015	2015-591	Minimum Assessment (Min...	1	40.00	40.00
Total BAKER, THOMAS K				1		40.00
BASIC AMERICAN FOOD						
Invoice	03/26/2015	2015-41	2015 AF charge (2015 AF ...	704.4	0.33	232.45
Invoice	03/26/2015	2015-41	2015 Diversion Fee (2015 ...	5	40.00	200.00
Total BASIC AMERICAN FOOD				709.4		432.45
BECK, DP						
Invoice	08/17/2015	2015-925	Minimum Assessment (Min...	2	40.00	80.00
Total BECK, DP				2		80.00
BENCH MARK POTATO CO						
Invoice	03/26/2015	2015-595	Minimum Assessment (Min...	1	40.00	40.00
Total BENCH MARK POTATO CO				1		40.00
BETTENHAUSEN IDAHO LLC						
Invoice	03/26/2015	2015-686	Minimum Assessment (Min...	1	40.00	40.00
Total BETTENHAUSEN IDAHO LLC				1		40.00
BOOD, WARREN J						
Invoice	03/26/2015	2015-596	Minimum Assessment (Min...	1	40.00	40.00

1:26 PM

08/08/16

Accrual Basis

Water District 100

Sales by Customer Detail WM Assessments

February 2015 through January 2016

Type	Date	Num	Item	Qty	Sales Price	Amount
Total BOOD, WARREN J				1		40.00
BRIGHAM YOUNG UNIVERSITY-IDAHO						
Invoice	03/26/2015	2015-598	Minimum Assessment (Min...	1	40.00	40.00
Total BRIGHAM YOUNG UNIVERSITY-IDAHO				1		40.00
BURTON CEMETERY DISTRICT						
Invoice	03/26/2015	2015-599	Minimum Assessment (Min...	1	40.00	40.00
Total BURTON CEMETERY DISTRICT				1		40.00
BYBEE, KYLE						
Invoice	03/26/2015	2015-79	2015 AF charge (2015 AF ...	102.3	0.33	33.76
Invoice	03/26/2015	2015-79	2015 Diversion Fee (2015 ...	1	40.00	40.00
Total BYBEE, KYLE				103.3		73.76
C & L RANCH						
Invoice	03/26/2015	2015-590	Minimum Assessment (Min...	1	40.00	40.00
Total C & L RANCH				1		40.00
CHUCKS CUSTOM PACK						
Invoice	03/26/2015	2015-604	Minimum Assessment (Min...	1	40.00	40.00
Total CHUCKS CUSTOM PACK				1		40.00
CHURCH OF JESUS CHRIST LATTER DAY SAINTS						
Invoice	03/26/2015	2015-612	Minimum Assessment (Min...	11	40.00	440.00
Total CHURCH OF JESUS CHRIST LATTER DAY SAINTS				11		440.00
CITY OF PARKER						
Invoice	03/26/2015	2015-363	2015 AF charge (2015 AF ...	348.1	0.33	114.87
Invoice	03/26/2015	2015-363	2015 Diversion Fee (2015 ...	1	40.00	40.00
Total CITY OF PARKER				349.1		154.87
CITY OF REXBURG						
Invoice	03/26/2015	2015-643	Minimum Assessment (Min...	1	40.00	40.00
Invoice	03/26/2015	2015-392	2015 AF charge (2015 AF ...	2,311.7	0.33	762.86
Invoice	03/26/2015	2015-392	2015 Diversion Fee (2015 ...	4	40.00	160.00
Total CITY OF REXBURG				2,316.7		962.86
CITY OF ST ANTHONY						
Invoice	03/26/2015	2015-568	2015 AF charge (2015 AF ...	1,575.8	0.33	520.01
Invoice	03/26/2015	2015-568	2015 Diversion Fee (2015 ...	2	40.00	80.00
Total CITY OF ST ANTHONY				1,577.8		600.01
CITY OF SUGAR CITY 1						
Invoice	03/26/2015	2015-569	2015 AF charge (2015 AF ...	535.7	0.33	176.78
Invoice	03/26/2015	2015-569	2015 Diversion Fee (2015 ...	3	40.00	120.00
Total CITY OF SUGAR CITY 1				538.7		296.78
CITY OF TETON						
Invoice	03/26/2015	2015-611	2015 AF charge (2015 AF ...	0	0.33	0.00
Invoice	03/26/2015	2015-611	2015 Diversion Fee (2015 ...	2	40.00	80.00
Total CITY OF TETON				2		80.00
CRAPO FARMS INC						
Invoice	03/26/2015	2015-113	2015 AF charge (2015 AF ...	3,818.5	0.33	1,260.11
Invoice	03/26/2015	2015-113	2015 Diversion Fee (2015 ...	13	40.00	520.00
Total CRAPO FARMS INC				3,831.5		1,780.11
DAVENPORT, KENDALL & YOLANDA						
Invoice	03/26/2015	2015-624	Minimum Assessment (Min...	1	40.00	40.00
Total DAVENPORT, KENDALL & YOLANDA				1		40.00
DAW, DALE						
Invoice	03/26/2015	2015-371	2015 AF charge (2015 AF ...	23.6	0.33	7.79
Invoice	03/26/2015	2015-371	2015 Diversion Fee (2015 ...	2	40.00	80.00
Total DAW, DALE				25.6		87.79
DICKINSON FROZEN FOODS						

1:26 PM

08/08/16

Accrual Basis

Water District 100

Sales by Customer Detail WM Assessments

February 2015 through January 2016

Type	Date	Num	Item	Qty	Sales Price	Amount
Invoice	03/26/2015	2015-720	2015 AF charge (2015 AF ...	174.5	0.33	57.59
Invoice	03/26/2015	2015-720	2015 Diversion Fee (2015 ...	1	40.00	40.00
Total DICKINSON FROZEN FOODS				175.5		97.59
DJ&J FARMS						
Invoice	03/26/2015	2015-386	2015 AF charge (2015 AF ...	361.9	0.33	119.43
Invoice	03/26/2015	2015-386	2015 Diversion Fee (2015 ...	1	40.00	40.00
Total DJ&J FARMS				362.9		159.43
DUSTY HILLS LLC						
Invoice	03/26/2015	2015-414	2015 AF charge (2015 AF ...	0	0.33	0.00
Invoice	03/26/2015	2015-414	2015 Diversion Fee (2015 ...	1	40.00	40.00
Total DUSTY HILLS LLC				1		40.00
FALL RIVER REAL ESTATE HOLDINGS LLC						
Invoice	03/26/2015	2015-703	Minimum Assessment (Min...	1	40.00	40.00
Total FALL RIVER REAL ESTATE HOLDINGS LLC				1		40.00
FALL RIVER SPRINGS, LLC						
Invoice	03/26/2015	2015-57	2015 AF charge (2015 AF ...	282	0.33	93.06
Invoice	03/26/2015	2015-57	2015 Diversion Fee (2015 ...	1	40.00	40.00
Total FALL RIVER SPRINGS, LLC				283		133.06
FARRER, MARYANNA						
Invoice	03/26/2015	2015-873	Minimum Assessment (Min...	1	40.00	40.00
Total FARRER, MARYANNA				1		40.00
FERGUSON, ROGER N						
Invoice	03/26/2015	2015-628	Minimum Assessment (Min...	1	40.00	40.00
Total FERGUSON, ROGER N				1		40.00
FISHER, BLAIR						
Invoice	03/26/2015	2015-167	2015 AF charge (2015 AF ...	0	0.33	0.00
Invoice	03/26/2015	2015-167	2015 Diversion Fee (2015 ...	1	40.00	40.00
Total FISHER, BLAIR				1		40.00
FREMONT-MADISON IRRIGATION DISTRICT						
Invoice	03/26/2015	2015-841	2015 AF charge (2015 AF ...	2,156.5	0.33	711.65
Invoice	03/26/2015	2015-841	2015 Diversion Fee (2015 ...	1	40.00	40.00
Total FREMONT-MADISON IRRIGATION DISTRICT				2,157.5		751.65
FREMONT COUNTY						
Invoice	03/26/2015	2015-173	2015 AF charge (2015 AF ...	0	0.33	0.00
Invoice	03/26/2015	2015-173	2015 Diversion Fee (2015 ...	1	40.00	40.00
Total FREMONT COUNTY				1		40.00
FREMONT MADISON JOINT SCHOOL DISTRICT						
Invoice	03/26/2015	2015-633	Minimum Assessment (Min...	2	40.00	80.00
Total FREMONT MADISON JOINT SCHOOL DISTRICT				2		80.00
GOE, THOMAS H						
Invoice	03/26/2015	2015-635	Minimum Assessment (Min...	1	40.00	40.00
Total GOE, THOMAS H				1		40.00
GOULD, SHAWNEE K & TYSON						
Invoice	03/26/2015	2015-182	2015 AF charge (2015 AF ...	0	0.33	0.00
Invoice	03/26/2015	2015-182	2015 Diversion Fee (2015 ...	1	40.00	40.00
Total GOULD, SHAWNEE K & TYSON				1		40.00
GRIMALUSKUS, DAVID R ETUX						
Invoice	03/26/2015	2015-705	Minimum Assessment (Min...	1	40.00	40.00
Total GRIMALUSKUS, DAVID R ETUX				1		40.00
GUNDERSON, JOHNATHAN & NICOLE						
Invoice	03/26/2015	2015-857	Minimum Assessment (Min...	2	40.00	80.00
Total GUNDERSON, JOHNATHAN & NICOLE				2		80.00
HALL, BOYD R						

1:26 PM

08/08/16

Accrual Basis

Water District 100

Sales by Customer Detail WM Assessments

February 2015 through January 2016

Type	Date	Num	Item	Qty	Sales Price	Amount
Invoice	03/26/2015	2015-638	Minimum Assessment (Min...	1	40.00	40.00
Total HALL, BOYD R				1		40.00
HALL, H BRENT & NOLA						
Invoice	03/26/2015	2015-639	Minimum Assessment (Min...	1	40.00	40.00
Total HALL, H BRENT & NOLA				1		40.00
HANSEN, JEWEL N						
Invoice	03/26/2015	2015-641	Minimum Assessment (Min...	1	40.00	40.00
Total HANSEN, JEWEL N				1		40.00
HARDMAN, RANDY						
Invoice	03/26/2015	2015-807	Minimum Assessment (Min...	1	40.00	40.00
Total HARDMAN, RANDY				1		40.00
HARRIS, BRENT GEORGE & PAULA						
Invoice	03/26/2015	2015-644	Minimum Assessment (Min...	1	40.00	40.00
Total HARRIS, BRENT GEORGE & PAULA				1		40.00
HARRIS, MELVIN						
Invoice	03/26/2015	2015-202	2015 AF charge (2015 AF ...	493	0.33	162.69
Invoice	03/26/2015	2015-202	2015 Diversion Fee (2015 ...	3	40.00	120.00
Total HARRIS, MELVIN				496		282.69
HAYWARD, JAMES A						
Invoice	03/26/2015	2015-646	Minimum Assessment (Min...	1	40.00	40.00
Total HAYWARD, JAMES A				1		40.00
HELENA CHEMICAL CO.						
Invoice	03/26/2015	2015-668	Minimum Assessment (Min...	1	40.00	40.00
Total HELENA CHEMICAL CO.				1		40.00
HIDDEN ESTATES SUBDIVISION						
Invoice	03/26/2015	2015-208	2015 AF charge (2015 AF ...	18.2	0.33	6.01
Invoice	03/26/2015	2015-208	2015 Diversion Fee (2015 ...	1	40.00	40.00
Total HIDDEN ESTATES SUBDIVISION				19.2		46.01
HIGH, BILL						
Invoice	03/26/2015	2015-647	Minimum Assessment (Min...	1	40.00	40.00
Total HIGH, BILL				1		40.00
HILL, DILLON & KYLIE						
Invoice	03/26/2015	2015-630	Minimum Assessment (Min...	1	40.00	40.00
Total HILL, DILLON & KYLIE				1		40.00
HILL, LARRY M						
Invoice	03/26/2015	2015-648	Minimum Assessment (Min...	1	40.00	40.00
Total HILL, LARRY M				1		40.00
HILLVIEW WATER USERS ASSN.						
Invoice	03/26/2015	2015-213	2015 AF charge (2015 AF ...	44	0.33	14.52
Invoice	03/26/2015	2015-213	2015 Diversion Fee (2015 ...	1	40.00	40.00
Total HILLVIEW WATER USERS ASSN.				45		54.52
HOPE, DENNIS K						
Invoice	03/26/2015	2015-649	Minimum Assessment (Min...	2	40.00	80.00
Total HOPE, DENNIS K				2		80.00
HOWARD JENSEN FARMS						
Invoice	03/26/2015	2015-222	2015 AF charge (2015 AF ...	301.9	0.33	99.63
Invoice	03/26/2015	2015-222	2015 Diversion Fee (2015 ...	1	40.00	40.00
Total HOWARD JENSEN FARMS				302.9		139.63
HUSKINSON, RANDY						
Invoice	03/26/2015	2015-229	2015 AF charge (2015 AF ...	139.2	0.33	45.94
Invoice	03/26/2015	2015-229	2015 Diversion Fee (2015 ...	1	40.00	40.00
Total HUSKINSON, RANDY				140.2		85.94

1:26 PM

08/08/16

Accrual Basis

Water District 100

Sales by Customer Detail WM Assessments

February 2015 through January 2016

Type	Date	Num	Item	Qty	Sales Price	Amount
JENSEN FARMS LIMITED PTR						
Invoice	03/26/2015	2015-259	2015 AF charge (2015 AF ...	239.1	0.33	78.90
Invoice	03/26/2015	2015-259	2015 Diversion Fee (2015 ...	1	40.00	40.00
Total JENSEN FARMS LIMITED PTR				240.1		118.90
KIT CIRCLE, LLC						
Invoice	03/26/2015	2015-683	Minimum Assessment (Min...	1	40.00	40.00
Total KIT CIRCLE, LLC				1		40.00
LAKESIDE FARMS						
Invoice	03/26/2015	2015-428	2015 AF charge (2015 AF ...	5.3	0.33	1.75
Invoice	03/26/2015	2015-428	2015 Diversion Fee (2015 ...	1	40.00	40.00
Total LAKESIDE FARMS				6.3		41.75
LARSEN, SPENCER T & LINDA JO						
Invoice	03/26/2015	2015-660	Minimum Assessment (Min...	1	40.00	40.00
Total LARSEN, SPENCER T & LINDA JO				1		40.00
LEISHMAN ELECTRIC						
Invoice	03/26/2015	2015-661	Minimum Assessment (Min...	1	40.00	40.00
Total LEISHMAN ELECTRIC				1		40.00
LERWILL, JEFF & ALANA						
Invoice	03/26/2015	2015-294	2015 AF charge (2015 AF ...	210.3	0.33	69.40
Invoice	03/26/2015	2015-294	2015 Diversion Fee (2015 ...	1	40.00	40.00
Total LERWILL, JEFF & ALANA				211.3		109.40
LITTLE TRUST, VERN D & KAREN H						
Invoice	03/26/2015	2015-663	Minimum Assessment (Min...	1	40.00	40.00
Total LITTLE TRUST, VERN D & KAREN H				1		40.00
LOOSLI, BRIAN						
Invoice	03/26/2015	2015-300	2015 AF charge (2015 AF ...	663.6	0.33	218.99
Invoice	03/26/2015	2015-300	2015 Diversion Fee (2015 ...	1	40.00	40.00
Total LOOSLI, BRIAN				664.6		258.99
LUFKIN, TERRILL						
Invoice	03/26/2015	2015-629	Minimum Assessment (Min...	1	40.00	40.00
Total LUFKIN, TERRILL				1		40.00
MADISON SCHOOL DISTRICT #321						
Invoice	03/26/2015	2015-669	Minimum Assessment (Min...	6	40.00	240.00
Credit Memo	08/17/2015	2015-1002	Minimum Assessment (Min...	-3	40.00	-120.00
Total MADISON SCHOOL DISTRICT #321				3		120.00
MAUPIN, DEELANE						
Invoice	03/26/2015	2015-597	Minimum Assessment (Min...	1	40.00	40.00
Total MAUPIN, DEELANE				1		40.00
MCGARRY, TIM R & THERON R						
Invoice	03/26/2015	2015-675	Minimum Assessment (Min...	1	40.00	40.00
Total MCGARRY, TIM R & THERON R				1		40.00
MEADOW LARK COURT LLC						
Invoice	03/26/2015	2015-676	Minimum Assessment (Min...	1	40.00	40.00
Total MEADOW LARK COURT LLC				1		40.00
MICKELSON, DON						
Invoice	03/26/2015	2015-329	2015 AF charge (2015 AF ...	774.9	0.33	255.72
Invoice	03/26/2015	2015-329	2015 Diversion Fee (2015 ...	3	40.00	120.00
Total MICKELSON, DON				777.9		375.72
MILLER, ROBERT CURT & DANA						
Invoice	03/26/2015	2015-657	Minimum Assessment (Min...	1	40.00	40.00
Total MILLER, ROBERT CURT & DANA				1		40.00
MOODY CREEK PRODUCE						
Invoice	03/26/2015	2015-344	2015 AF charge (2015 AF ...	11.2	0.33	3.70

1:26 PM

08/08/16

Accrual Basis

Water District 100

Sales by Customer Detail WM Assessments

February 2015 through January 2016

Type	Date	Num	Item	Qty	Sales Price	Amount
Invoice	03/26/2015	2015-344	2015 Diversion Fee (2015 ...	1	40.00	40.00
Total MOODY CREEK PRODUCE				12.2		43.70
MORTON, BRAIDEN OR EMILY						
Invoice	03/26/2015	2015-603	Minimum Assessment (Min...	1	40.00	40.00
Total MORTON, BRAIDEN OR EMILY				1		40.00
MOUNTAIN VIEW COURT						
Invoice	03/26/2015	2015-645	Minimum Assessment (Min...	1	40.00	40.00
Total MOUNTAIN VIEW COURT				1		40.00
MOUNTAIN WEST BARK PRODUCTS INC						
Invoice	03/26/2015	2015-677	Minimum Assessment (Min...	1	40.00	40.00
Total MOUNTAIN WEST BARK PRODUCTS INC				1		40.00
MULLER, CHARLES & MARDI						
Invoice	03/26/2015	2015-678	Minimum Assessment (Min...	1	40.00	40.00
Total MULLER, CHARLES & MARDI				1		40.00
MUMM, JERRY LEE						
Invoice	03/26/2015	2015-679	Minimum Assessment (Min...	1	40.00	40.00
Total MUMM, JERRY LEE				1		40.00
NELSON RICKS CREAMERY CO						
Invoice	03/26/2015	2015-348	Minimum Assessment (Min...	1	40.00	40.00
Total NELSON RICKS CREAMERY CO				1		40.00
NORTH FORK WATER WORKS						
Invoice	03/26/2015	2015-682	Minimum Assessment (Min...	1	40.00	40.00
Total NORTH FORK WATER WORKS				1		40.00
PARKER BROTHERS FARMS						
Invoice	03/26/2015	2015-195	2015 AF charge (2015 AF ...	240	0.33	79.20
Invoice	03/26/2015	2015-195	2015 Diversion Fee (2015 ...	1	40.00	40.00
Total PARKER BROTHERS FARMS				241		119.20
PETERSON, JAY RONALD & JUDY ANNE						
Invoice	03/26/2015	2015-372	2015 AF charge (2015 AF ...	42.9	0.33	14.16
Invoice	03/26/2015	2015-372	2015 Diversion Fee (2015 ...	2	40.00	80.00
Total PETERSON, JAY RONALD & JUDY ANNE				44.9		94.16
PIEPER, RICHARD & LAJEAN						
Invoice	03/26/2015	2015-594	Minimum Assessment (Min...	1	40.00	40.00
Total PIEPER, RICHARD & LAJEAN				1		40.00
POWELL, THON H & DARLETTA B						
Invoice	03/26/2015	2015-685	Minimum Assessment (Min...	1	40.00	40.00
Total POWELL, THON H & DARLETTA B				1		40.00
REXBURG FACTORY LLC						
Invoice	03/26/2015	2015-486	2015 AF charge (2015 AF ...	3.4	0.33	1.12
Invoice	03/26/2015	2015-486	2015 Diversion Fee (2015 ...	1	40.00	40.00
Total REXBURG FACTORY LLC				4.4		41.12
RICHARD SMITH FARMS						
Invoice	03/26/2015	2015-157	2015 AF charge (2015 AF ...	110.2	0.33	36.37
Invoice	03/26/2015	2015-157	2015 Diversion Fee (2015 ...	1	40.00	40.00
Total RICHARD SMITH FARMS				111.2		76.37
RILEY, NORMAN N & ROBIN H						
Invoice	03/26/2015	2015-689	Minimum Assessment (Min...	1	40.00	40.00
Total RILEY, NORMAN N & ROBIN H				1		40.00
RILEY, ROGER & SUSAN						
Invoice	08/17/2015	2015-926	Minimum Assessment (Min...	1	40.00	40.00
Total RILEY, ROGER & SUSAN				1		40.00
ROBISON, ADRIAN RAND						

1:26 PM

08/08/16

Accrual Basis

Water District 100

Sales by Customer Detail WM Assessments

February 2015 through January 2016

Type	Date	Num	Item	Qty	Sales Price	Amount
Invoice	03/26/2015	2015-690	Minimum Assessment (Min...	1	40.00	40.00
Total ROBISON, ADRIAN RAND				1		40.00
ROSEBOROUGH, ZITA I						
Invoice	03/26/2015	2015-691	Minimum Assessment (Min...	1	40.00	40.00
Total ROSEBOROUGH, ZITA I				1		40.00
RUNHARD LLC						
Invoice	03/26/2015	2015-699	Minimum Assessment (Min...	1	40.00	40.00
Total RUNHARD LLC				1		40.00
SAKOTA, KENNETH						
Invoice	03/26/2015	2015-416	2015 AF charge (2015 AF ...	281.6	0.33	92.93
Invoice	03/26/2015	2015-416	2015 Diversion Fee (2015 ...	1	40.00	40.00
Total SAKOTA, KENNETH				282.6		132.93
SAKOTA, MABEL S						
Invoice	03/26/2015	2015-692	Minimum Assessment (Min...	1	40.00	40.00
Total SAKOTA, MABEL S				1		40.00
SCHREINER FARMS LLC						
Invoice	03/26/2015	2015-426	2015 AF charge (2015 AF ...	587.6	0.33	193.91
Invoice	03/26/2015	2015-426	2015 Diversion Fee (2015 ...	2	40.00	80.00
Total SCHREINER FARMS LLC				589.6		273.91
SESSIONS, JAMES & LOIS						
Invoice	03/26/2015	2015-693	Minimum Assessment (Min...	1	40.00	40.00
Total SESSIONS, JAMES & LOIS				1		40.00
SMITH, BLAINE						
Invoice	03/26/2015	2015-694	Minimum Assessment (Min...	1	40.00	40.00
Total SMITH, BLAINE				1		40.00
SMITH, BOYD						
Invoice	03/26/2015	2015-445	2015 AF charge (2015 AF ...	65.7	0.33	21.68
Invoice	03/26/2015	2015-445	2015 Diversion Fee (2015 ...	1	40.00	40.00
Total SMITH, BOYD				66.7		61.68
SMITH, ROBERT						
Invoice	03/26/2015	2015-533	2015 AF charge (2015 AF ...	323.2	0.33	106.66
Invoice	03/26/2015	2015-533	2015 Diversion Fee (2015 ...	1	40.00	40.00
Total SMITH, ROBERT				324.2		146.66
SNEDAKER, KARL						
Invoice	03/26/2015	2015-450	2015 AF charge (2015 AF ...	39.1	0.33	12.90
Invoice	03/26/2015	2015-450	2015 Diversion Fee (2015 ...	1	40.00	40.00
Total SNEDAKER, KARL				40.1		52.90
STATE OF IDAHO - DEPT OF TRANS						
Invoice	03/26/2015	2015-654	Minimum Assessment (Min...	1	40.00	40.00
Total STATE OF IDAHO - DEPT OF TRANS				1		40.00
STATE OF IDAHO - DEPT OF TRANSPORTATION						
Invoice	03/26/2015	2015-695	Minimum Assessment (Min...	1	40.00	40.00
Total STATE OF IDAHO - DEPT OF TRANSPORTATION				1		40.00
STATE OF IDAHO - JUVENILE CORRECTIONS						
Invoice	03/26/2015	2015-242	2015 AF charge (2015 AF ...	39.9	0.33	13.17
Invoice	03/26/2015	2015-242	2015 Diversion Fee (2015 ...	1	40.00	40.00
Total STATE OF IDAHO - JUVENILE CORRECTIONS				40.9		53.17
STONEGATE REXBURG, LLC						
Invoice	03/26/2015	2015-696	Minimum Assessment (Min...	1	40.00	40.00
Total STONEGATE REXBURG, LLC				1		40.00
SUMMERS, DANNY						
Invoice	03/26/2015	2015-479	2015 AF charge (2015 AF ...	270.7	0.33	89.33
Invoice	03/26/2015	2015-479	2015 Diversion Fee (2015 ...	1	40.00	40.00

1:26 PM

08/08/16

Accrual Basis

Water District 100

Sales by Customer Detail WM Assessments

February 2015 through January 2016

Type	Date	Num	Item	Qty	Sales Price	Amount
Total SUMMERS, DANNY				271.7		129.33
SUN-GLO INDUSTRIES						
Invoice	03/26/2015	2015-480	2015 AF charge (2015 AF ...	42.3	0.33	13.96
Invoice	03/26/2015	2015-480	2015 Diversion Fee (2015 ...	1	40.00	40.00
Total SUN-GLO INDUSTRIES				43.3		53.96
SYRINGA PARK WATER USERS ASSOC						
Invoice	03/26/2015	2015-484	2015 AF charge (2015 AF ...	26.6	0.33	8.78
Invoice	03/26/2015	2015-484	2015 Diversion Fee (2015 ...	1	40.00	40.00
Total SYRINGA PARK WATER USERS ASSOC				27.6		48.78
TANNER, BILL						
Invoice	03/26/2015	2015-485	2015 AF charge (2015 AF ...	467.3	0.33	154.21
Invoice	03/26/2015	2015-485	2015 Diversion Fee (2015 ...	1	40.00	40.00
Total TANNER, BILL				468.3		194.21
THATCHER SUMMIT INC						
Invoice	03/26/2015	2015-700	Minimum Assessment (Min...	1	40.00	40.00
Total THATCHER SUMMIT INC				1		40.00
THOMAS PETROLEUM LLC						
Invoice	03/26/2015	2015-626	Minimum Assessment (Min...	1	40.00	40.00
Total THOMAS PETROLEUM LLC				1		40.00
VALLEY WIDE COOP						
Invoice	03/26/2015	2015-704	Minimum Assessment (Min...	1	40.00	40.00
Total VALLEY WIDE COOP				1		40.00
WALTERS READY MIX INC						
Invoice	03/26/2015	2015-530	2015 AF charge (2015 AF ...	94.6	0.33	31.22
Invoice	03/26/2015	2015-530	2015 Diversion Fee (2015 ...	1	40.00	40.00
Total WALTERS READY MIX INC				95.6		71.22
WATSON / TAYLOR						
Invoice	03/26/2015	2015-488	2015 AF charge (2015 AF ...	349.1	0.33	115.20
Invoice	03/26/2015	2015-488	2015 Diversion Fee (2015 ...	1	40.00	40.00
Total WATSON / TAYLOR				350.1		155.20
WESTOVER RANCH						
Invoice	03/26/2015	2015-707	Minimum Assessment (Min...	1	40.00	40.00
Total WESTOVER RANCH				1		40.00
WILCOX BROTHERS LLC						
Invoice	03/26/2015	2015-543	2015 AF charge (2015 AF ...	5.9	0.33	1.95
Invoice	03/26/2015	2015-543	2015 Diversion Fee (2015 ...	1	40.00	40.00
Total WILCOX BROTHERS LLC				6.9		41.95
WISE, EVAN						
Invoice	03/26/2015	2015-658	Minimum Assessment (Min...	1	40.00	40.00
Total WISE, EVAN				1		40.00
WOOD, NATHAN A						
Invoice	03/26/2015	2015-642	Minimum Assessment (Min...	1	40.00	40.00
Total WOOD, NATHAN A				1		40.00
WOODS, DAVID O						
Invoice	03/26/2015	2015-709	Minimum Assessment (Min...	1	40.00	40.00
Total WOODS, DAVID O				1		40.00
YANCEY, BOYD TRUST						
Invoice	03/26/2015	2015-332	2015 AF charge (2015 AF ...	280.7	0.33	92.63
Invoice	03/26/2015	2015-332	2015 Diversion Fee (2015 ...	1	40.00	40.00
Total YANCEY, BOYD TRUST				281.7		132.63
TOTAL				19,800.8		13,238.54



State of Idaho

Department of Water Resources

322 East Front St, PO Box 83720, Boise, ID 83720-0098 • 208-287-4800 • www.idwr.idaho.gov

Certificate of Appointment

This is to certify that I have appointed James Cefalo as *Watermaster* of *Water District* 100, from this day until the 2016 annual meeting or until his/her successor is appointed and qualified under the provisions of Idaho Code Section 42-605, at such rate of compensation as established by applicable law.



This certificate has been issued and the seal of the Director fixed at Boise, Idaho, this day, February 20, 2015.

Gary Spackman
IDWR Director

BEFORE THE DEPARTMENT OF WATER RESOURCES
OF THE STATE OF IDAHO


State of Idaho)
County of Bonneville) ss


Official Oath

I do solemnly swear or affirm that I will support the Constitution of the United States, the Constitution and laws of the State of Idaho, specifically including the provisions of Section 42-605 and 42-607, Idaho Code, and that I will faithfully discharge all duties as Deputy Watermaster of District 100 according to the best of my ability. So help me God.


Watermaster

SUBSCRIBED AND SWORN TO before me this 20th day of February 2015.




Notary Public
Residing At Idaho Falls ID
Commission Expires Sept 12, 2020



State of Idaho

Department of Water Resources

322 East Front St, PO Box 83720, Boise, ID 83720-0098 • 208-287-4800 • www.idwr.idaho.gov

Certificate of Appointment

This is to certify that I have appointed Jeff Raybould as ***Treasurer*** of ***Water District*** 100, from this day until the 2016 annual meeting or until his/her successor is appointed and qualified under the provisions of Idaho Code Section 42-605, at such rate of compensation as established by applicable law.



This certificate has been issued and the seal of the Director fixed at Boise, Idaho, this day, March 9, 2015.


Gary Spackman
IDWR Director

BEFORE THE DEPARTMENT OF WATER RESOURCES
OF THE STATE OF IDAHO

State of Idaho)
) ss
County of Madison,)
 Tremont, Teton


Official Oath

I do solemnly swear or affirm that I will support the Constitution
Of the United States, and the Constitution and laws of the State of Idaho,
specifically including the provisions of Sec. 42-619, Idaho Code, and that I will
faithfully discharge all the duties of the office of treasurer of Water
District 100 for the calendar year of 2015 according to the best of
my ability. So help me God.


Treasurer

SUBSCRIBED AND SWORN TO before me this 2nd day of March, 2015

Seal



Wendy J. Murphy
Notary Public
Residing at Idaho Falls
Commission Expires 11/6/2019



State of Idaho

Department of Water Resources

322 East Front St, PO Box 83720, Boise, ID 83720-0098 • 208-287-4800 • www.idwr.idaho.gov

Certificate of Appointment

This is to certify that I have appointed Heather Bohac as *Assistant Watermaster* of *Water District* 100, from this day until the 2016 annual meeting or until his/her successor is appointed and qualified under the provisions of Idaho Code Section 42-605, at such rate of compensation as established by applicable law.



This certificate has been issued and the seal of the Director fixed at Boise, Idaho, this day, February 20, 2015.

Gary Spackman
IDWR Director

BEFORE THE DEPARTMENT OF WATER RESOURCES
OF THE STATE OF IDAHO

State of Idaho)
County of Bonneville) ss

Official Oath

I do solemnly swear or affirm that I will support the Constitution of the United States, the Constitution and laws of the State of Idaho, specifically including the provisions of Section 42-605 and 42-607, Idaho Code, and that I will faithfully discharge all duties as Deputy Watermaster of District 100 according to the best of my ability. So help me God.

[Signature]
Deputy Watermaster

SUBSCRIBED AND SWORN TO before me this 20th day of Feb., 2015.



[Signature]
Notary Public
Residing At Idaho Falls ID
Commission Expires Sept 12, 2020



State of Idaho

Department of Water Resources

322 East Front St, PO Box 83720, Boise, ID 83720-0098 • 208-287-4800 • www.idwr.idaho.gov

Certificate of Appointment

This is to certify that I have appointed Allison Torres as *Assistant Watermaster* of *Water District* 100, from this day until the 2016 annual meeting or until his/her successor is appointed and qualified under the provisions of Idaho Code Section 42-605, at such rate of compensation as established by applicable law.



This certificate has been issued and the seal of the Director fixed at Boise, Idaho, this day, February 20, 2015.

Gary Spackman
IDWR Director

BEFORE THE DEPARTMENT OF WATER RESOURCES
OF THE STATE OF IDAHO


State of Idaho)
County of Bonneville) ss

Official Oath

I do solemnly swear or affirm that I will support the Constitution of the United States, the Constitution and laws of the State of Idaho, specifically including the provisions of Section 42-605 and 42-607, Idaho Code, and that I will faithfully discharge all duties as Deputy Watermaster of District 100 according to the best of my ability. So help me God.

[Signature]
Deputy Watermaster

SUBSCRIBED AND SWORN TO before me this 20 day of February, 2015.



[Signature]
Notary Public
Residing At Idaho Falls ID
Commission Expires Sept 12, 2020

Water District 100 Annual Meeting

January 27, 2015
1:00 PM
Fremont-Madison Irrigation District
St. Anthony, ID

Agenda

Call Meeting to Order	Dale Swensen
Selection of Meeting Chairman and Secretary	Dale Swensen
Review 2014 Minutes	Wendy Murphy
Financial Report	Wendy Murphy
Watermaster Report	James Cefalo
Proposed Resolutions and Budget	Dale Swensen
Election of Advisory Committee Members	Dale Swensen
Old Business	
New Business – Local Governing Registry	Wendy Murphy
Adjournment of Meeting	

Additional Information

**Water District 100
2014 Annual Meeting
January 27, 2014**

The Water District 100 Annual Meeting was called to order by Dale Swensen at 1:04 pm.

Mark Ricks nominated Dale Swensen as meeting chairman, and Wendy Murphy as meeting secretary, John Millar seconded the motion. The motion passed by all those in attendance.

Wendy Murphy read the 2013 Water District 100 Annual Meeting Minutes. Mark Ricks moved to approve the Minutes as read. Jeff Raybould seconded the motion and the motion carried.

Wendy Murphy presented the financial report as of January 24, 2014. The Balance Sheet shows the total assets for Water District 100 are \$15,176. The Profit & Loss were also presented with a total income of \$10,344.06 and expenses were \$9,492. Wendy advised this balance does not include the January invoice from IDWR. Jeff Raybould moved to approve the financial report as presented. John Millar seconded and the motion carried.

James Cefalo introduced the staff working for the water district. Scott Bergendorf, who performed measurement in 2013, accepted a change in duties at IDWR. He will now focus on transfers and new applications. Additionally, Heather Bohac and Layton Walton were hired into the water district positions. Scott prepared and presented a summary of 2013 field work. There were 38 diversions to be measured in 2013, of which all 38 were visited. Thirty-five of the 38 diversions were measured. Though steps are taken to try to visit wells when they are running, three wells were not measured because they were never running. Two new wells were inventoried and water table measurements were done. Upon completion, in the fall, the data from the field work and newly inventoried wells are entered; the state office is notified of any wells that need flow meter repairs/updates. Scott reported the goals for 2014 are to inventory all new wells and measure all wells on the 2014 list. With the well depth measurements it appeared the water table may be rising or remaining stable in this area. An update of the water situation was also presented. It was recommended to work with Water District 1 on the Fremont-Madison exchange well that was added to verify both entities are not assessing.

James reported on some of the enforcement issues at the end of the year. One of the things being done is a comparison of volume pumped to volume on the water rights. This helps identify any issues that could be masked by canal company water rights. There is one regulation concern with a condition on Brian Loosli's water right. Brian is working with James to resolve the requirement of assigning 250 acre-feet for the pumps mitigation plan when that volume has not been pumped. One other regulation concern is on property just outside Water District 100's boundaries. Questions were raised about whether the watermaster should look into expanding

Water District 100 boundaries to include the Rexburg Bench. Even though the ESPA water model is used for transfer purposes, it was noted that expanding the boundaries of the water district might be dependent on the director changing the ESPA boundaries. The director currently has this on hold.

The proposed 2014 Resolutions and Budget were presented. James explained the changes proposed in the 2014 budget. He indicated the district has been cost sharing some employees who work with other districts for about 7.5% of their salaries. The district is currently fully staffed and little change is anticipated. One of the employees is now a Senior Water Right Agent and brings experience to the position. This position is a higher pay rate than the previous Water Right Agent position.

Mark Ricks moved to amend resolution #5 to increase the minimum well charge to \$40 and to set the assessment income at \$12,917; to also increase the diversion charge to \$40. John Millar seconded the motion and the motion carried.

John Millar moved to approve the 2014 Resolutions and Budget as amended. Jeff Raybould seconded the motion and the motion carried.

Jeff Raybould moved to appoint the current advisory committee members with the exception of Curtis Parkinson and appoint Bruce Ard to the position formerly held by Curtis Parkinson. John Millar seconded the motion. Motion carried.

James discussed drought conditions presenting significant risk of curtailment for the groundwater users in other water districts this year. There has been discussion to use the same trim line as in previous years. If a letter gets sent to water users in April with the potential of curtailment, James felt the board may receive questions and needed to be aware of the potential of curtailment. The increase in water levels in Water District 100 area could provide a good argument to not include Water District 100 in the trim line.

The meeting adjourned at 2:04 pm

Wendy Murphy

Dated

Water District 100
20~~15~~14 Resolutions

The water users of Water District No. 100 meeting at the annual district meeting on January 27, ~~2014~~2015, at Fremont-Madison Irrigation District, St. Anthony Idaho, HEREBY ADOPT THE FOLLOWING RESOLUTIONS:

1. That the watermaster perform the duties as required by Chapter 6, Title 42, Idaho Code and in accordance with:
 - 1) The duties described in the Final Order Creating Water District 100, signed by the Director of the Idaho Department of Water Resources (IDWR), December 29, 2006, including:
 - a) Measure, record and report diversions of ground water rights included in Water District No. 100;
 - b) Administer and enforce water rights in Water District No. 100 in priority;
 - c) Curtail unauthorized or excessive diversions in Water District No. 100 (i.e., any diversion without a water right or in excess of the elements or conditions of a water right);
 - d) Curtail out-of-priority diversions under ground water rights in Water District No. 100 determined by the Director to be causing injury to senior priority water rights if not covered by a stipulated agreement or a mitigation plan approved by the Director;
 - e) Enforce the provisions of any stipulated agreements or mitigation plans approved by the Director and applicable in Water District No. 100.
 - 2) Direction and guidance provided by the Director of IDWR pursuant to Idaho Water Law.
 - 3) The annual water district resolutions as adopted herein.
2. James Cefalo is elected the watermaster for Water District 100. The Director of IDWR shall appoint James Cefalo, an employee of IDWR, to provide watermaster services for the ensuing year.
3. As provided in Idaho Code § 42-608(4), the watermaster shall serve until the next annual meeting of the water district after election at this meeting and upon appointment by the Director.
4. The water users of Water District No. 100 hereby empower the elected advisory committee to enter into a Memorandum of Understanding between Water District No. 100 and the Director of IDWR that will provide for the following:

- a) The 20~~15~~¹⁴ budget for Water District No. 100 will be set at this annual meeting.
 - b) Water District No. 100 will provide compensation to IDWR for clerical and financial account support services, Watermaster services and measuring/reporting services.
 - c) The watermaster shall maintain an office for the ensuing year within the IDWR Eastern Regional Office, located in Idaho Falls, Idaho.
 - d) IDWR will provide office space, vehicles and the use of all necessary office and field equipment in exchange for compensation as set in the budget for the ensuing year. This arrangement shall not give Water District No. 100 any ownership interest in any IDWR office space and equipment. However, any equipment purchased by Water District 100 will remain owned by Water District 100.
5. The budget of Water District No. 100 for the fiscal year ~~2014~~²⁰¹⁵-beginning February 1, 20~~14~~¹⁵, and ending on January 31, 20~~15~~¹⁶, be as follows:

Income	
Assessment Income	\$ 12,917 <u>13,345</u>
Total Income	\$ 12,917 <u>13,345</u>
Expenses	
IDWR Contract	\$ 16,082 <u>16,644</u>
Total Expense	\$ 16,082 <u>16,644</u>

WHEREAS some small diversions would have regular assessments less than the amount required by IDWR to maintain their account,

WHEREAS many of these small diversions are not currently measured by the IDWR, ground water districts, or the irrigation district. and;

WHEREAS measurement of diversions smaller than 0.24 cfs that irrigate 5 or less acres is cost prohibitive and the water use for many of these diversions can be estimated.

BE IT RESOLVED that Water District 100 will have a minimum charge of \$40.

6. Diversions in Water District 100 that have a water right diversion rate in excess of 0.24 cfs and/or irrigation of more than five acres shall be measured directly by the water district every three years and assessed at the following rate;

- a) \$40 per diversion, and;
- b) \$0.33 per acre foot based upon a 5-year average of water use.

- 7. All payments for assessments not received by May 1, ~~2014~~2015 shall accrue penalties in the amount of 10% of the charge and interest in the amount of 1% per month, as provided pursuant to Idaho Code Section 42-617.
- 8. Be it also resolved, that the Watermaster is authorized pursuant to Idaho Code Section 42-618, to withhold or suspend deliveries of water to any water users who have not paid their assessment charges by January 1 of the year following the billing date.
- 9. Jeff Raybould is elected Water District No. 100 Treasurer. The duties of the treasurer will be to approve the expenses and disburse water district funds, and to prepare or oversee preparation of a written statement of the financial affairs of the district at the end of each fiscal year, in accordance with Idaho Code, Section 42-619. James Cefalo, Watermaster of WD100, will also be designated an authorized signature for banking purposes.
- 10. An advisory committee shall be elected at each regular annual session to represent the interests of the water users and to provide input to the watermaster and the Director of IDWR. The ~~2014~~2015 Water District 100 advisory committee shall consist of an odd number of members with a minimum of three. At least two members shall be water users with irrigation rights and one shall be a water user from municipal, commercial or industrial use.
- 11. WHEREAS Idaho Code 42-605 provides for voting by water users and election of an advisory committee, the water users of Water District No. 100 hereby resolve that the credentials for voting in any district meeting and for serving on the district advisory committee will be as follows:
 - a) Must be a water user of the district as evidenced by a valid water right.
 - b) Must have paid all assessments owed to the water district.
- 12. The annual Water District No. 100 meeting shall hereafter be held on the last Tuesday of January of each year unless the Director of IDWR or the Water District No. 100 advisory committee should find it necessary to change the meeting date or unless changed by resolution of the district at any annual meeting.
- 13. Copies of the minutes of the annual meeting, the budget as approved, all resolutions approved, and the report prepared in accordance with Idaho Code § 42-615, shall be filed with the director of the Department of Water Resources in accordance with Idaho Code § 42-617.

14. The watermaster of Water District No. 100 shall be responsible for submitting to IDWR annual reports showing water use and such other information that may be deemed necessary by the Director of IDWR in accordance with Idaho Code § 42-606, § 42-708, and § 42-709.
15. The watermaster and assistant watermasters are authorized under Idaho Code § 42-1701(5) to make reasonable entry on lands within the district to carry out the duties of the watermaster as instructed by IDWR. These duties include but are not limited to:
 - a) Monitoring diversion and measuring rate and volume of water diverted from ground water and other public water sources.
 - b) Measuring the depth to water in wells.
 - c) Monitoring the place, period, and nature of use of water to identify unauthorized diversion and use and to determine compliance with mitigation provisions required by agreement or order of IDWR.

WATER DISTRICT 100 **BUDGET 2015**

Income Budget

Minimum Charges	86	\$	40.00	\$	3,440
Diversion Charge	80	\$	40.00	\$	3,200
Acre-foot Charge	20317.4	\$	0.33	\$	6,705

Assessments \$ 13,345

Expense Budget

Administrative Charges

Watermaster Services	\$ 3,260
Clerical Assistant	\$ 2,544

Total Administrative \$ 5,805

Measurement and Reporting

Assistant Watermaster	\$ 8,295
Clerical Assistant	\$ 2,544
Measurement & Report Equipment	\$ -
Total Measurement & Reporting	<u>\$ 10,839</u>

Total Expense Budget \$ 16,644

Detail of expenses:

All staff including limited watermaster salary

Base pay w/	\$11,863
Indirect expenses	<u>\$4,781</u> (vehicle, mileage, office expenses, etc)
	\$16,644

1:22 PM

01/23/15

Accrual Basis

Water District 100
Profit & Loss Budget vs. Actual
February 2014 through January 2015

	Feb '14 - Jan 15	Budget	\$ Over Budget	% of Budget
Income				
Finance Charge Income	-12.17			
Assessments Income	12,712.32	12,917.00	-204.68	98.4%
Interest Income	3.49			
Total Income	<u>12,703.64</u>	<u>12,917.00</u>	<u>-213.36</u>	<u>98.3%</u>
Expense				
Office Supplies	57.80			
IDWR Contract				
IDWR Salaries & Wages	5,986.25	6,636.52	-650.27	90.2%
IDWR Fringe Benefits	3,106.22	3,846.41	-740.19	80.8%
IDWR Indirect	3,984.14	5,599.07	-1,614.93	71.2%
IDWR Contract - Other	0.00	0.00	0.00	0.0%
Total IDWR Contract	<u>13,076.61</u>	<u>16,082.00</u>	<u>-3,005.39</u>	<u>81.3%</u>
Total Expense	<u>13,134.41</u>	<u>16,082.00</u>	<u>-2,947.59</u>	<u>81.7%</u>
Net Income	<u><u>-430.77</u></u>	<u><u>-3,165.00</u></u>	<u><u>2,734.23</u></u>	<u><u>13.6%</u></u>

DRAFT

Water District 100
Balance Sheet Prev Year Comparison
As of January 31, 2015

	<u>Jan 31, 15</u>	<u>Jan 31, 14</u>	<u>\$ Change</u>	<u>% Change</u>
ASSETS				
Current Assets				
Checking/Savings				
Bank of Commerce Checking	14,444.56	14,613.06	-168.50	-1.2%
Total Checking/Savings	14,444.56	14,613.06	-168.50	-1.2%
Accounts Receivable				
Accounts Receivable	-229.28	309.84	-539.12	-174.0%
Total Accounts Receivable	-229.28	309.84	-539.12	-174.0%
Other Current Assets				
Undeposited Funds	0.00	253.25	-253.25	-100.0%
Total Other Current Assets	0.00	253.25	-253.25	-100.0%
Total Current Assets	14,215.28	15,176.15	-960.87	-6.3%
TOTAL ASSETS	<u>14,215.28</u>	<u>15,176.15</u>	<u>-960.87</u>	<u>-6.3%</u>
LIABILITIES & EQUITY				
Liabilities				
Current Liabilities				
Accounts Payable				
Accounts Payable	478.57	1,008.67	-530.10	-52.6%
Total Accounts Payable	478.57	1,008.67	-530.10	-52.6%
Total Current Liabilities	478.57	1,008.67	-530.10	-52.6%
Total Liabilities	478.57	1,008.67	-530.10	-52.6%
Equity				
Retained Earnings	14,167.48	14,412.94	-245.46	-1.7%
Net Income	-430.77	-245.46	-185.31	-75.5%
Total Equity	13,736.71	14,167.48	-430.77	-3.0%
TOTAL LIABILITIES & EQUITY	<u>14,215.28</u>	<u>15,176.15</u>	<u>-960.87</u>	<u>-6.3%</u>

DRAFT


ID	WMIS NUMBER	NAME	LEGAL DESCRIPTION	SITE TAG NUMBER	Meas Option	2009	2010	2011	2012	2013	Average Use (AF)	Notes
23	200524	ARTCO INC.	06N 40E 17 NENW	E0007498	Flowmeter (8)	202.3	57.4	55.8	173.3	40.1	105.8	
41	200527	BASIC AMERICAN FOODS	06N 40E 19 NWNE	E0006916	Flowmeter (8)	712.0	339.0	760.3	945.0	685.3	688.3	
41	200754	BASIC AMERICAN FOODS	06N 40E 19 NWNE	E0006988	Flowmeter (8)	39.5	5.4	21.5	8.0	6.3	16.1	
41	200759	BASIC AMERICAN FOODS	07N 40E 28 NWSE	A0008659								Unused since 2009
57	200642	FALL RIVER SPRINGS LLC	08N 42E 7 NWNWSE	A0007723	PCC (2)	439.0	206.0	44.0	439.2		282.0	
60	200454	BOWEN WATER USERS	05N 38E 2 NESW	A0007698	PCC (2)	13.0	15.0	14.0	8.7	8.7	11.9	
79	200408	KYLE BYBEE	04N 40E 16 NESE	A0008370	PCC (2)	83.0	89.0	133.9	107.2	98.3	102.3	
81	200654	JENSEN & BYU IDAHO	06N 39E 20 SWNESE	A0008458	Flowmeter (8)	504.0	613.0	272.4	372.6	370.1	426.4	
113	200623	CRAPO FARMS INC	08N 40E 23 SWSE	A0005693	PCC (2)	237.0	286.0	156.0	260.1	179.7	223.8	
113	200624	CRAPO FARMS INC	08N 40E 25 NENW	A0005689	PCC (2)	41.0	224.0	198.0	269.9	322.0	211.0	
113	200625	CRAPO FARMS INC	08N 40E 26 SWNW	A0005694	PCC (2)	230.0	318.0	304.0	395.7	328.1	315.2	
113	200626	CRAPO FARMS INC	08N 40E 26 SWNESE	A0005695	PCC (2)	153.0	194.0	195.0	228.7	230.8	200.3	
113	200627	CRAPO FARMS INC	08N 40E 27 NENW	A0005697	PCC (2)	339.0	479.0	256.0	321.7	328.6	344.9	
113	200628	CRAPO FARMS INC	08N 40E 27 NWSE	A0005696	PCC (2)	232.0	217.0	127.0	354.7	306.6	247.4	
113	200629	CRAPO FARMS INC	08N 40E 28 SENE	A0005698	PCC (2)	149.0	195.0	188.0	163.0	243.8	187.8	
113	200630	CRAPO FARMS INC	08N 40E 28 SWNE	A0005699	PCC (2)	249.0	264.0	235.0	347.4	281.6	275.4	
113	200633	CRAPO FARMS INC	08N 41E 5 NWSWSE	A0008383	PCC (2)	1078.9	500.1	517.8	697.4	678.7	694.6	
113	200634	CRAPO FARMS INC	08N 41E 8 NESESW	A0008384	Flowmeter (1)	314.0	382.0	398.0	577.0	543.0	442.8	
113	200636	CRAPO FARMS INC	08N 41E 16 SENW	A0005691	PCC (2)	147.0	187.0	234.0	302.8	278.9	229.9	
113	200906	CRAPO FARMS INC	08N 41E 8 SENE		PCC (2)	239.0	188.0	217.0	221.7	246.2	222.4	
113	200907	CRAPO FARMS INC	08N 41E 17 SENW		PCC (2)	168.0	179.0	252.0	265.6	250.6	223.0	
157	200470	RICHARD SMITH FARMS	05N 39E 1 NWNW	A0007690	PCC (2)	131.0	145.0	69.0	111.6	94.6	110.2	
167	200510	BLAIR FISHER	06N 39E 4 NWNE	A0005605								Unused since 2001
173	200609	FREMONT COUNTY	07N 40E 12 SWSW	A0006126								Unused - Fire Protection
182	200472	SHAWNEE K GOULD	05N 39E 2 NESWNW 4		Alternate (3)	0.0	0.0	0.0			0.0	
195	200601	PARKER BROTHER FARMS	07N 39E 1 NENE	A0006119	PCC (2)	188.0	239.0	221.0	278.7	273.1	240.0	
202	200631	MELVIN HARRIS	08N 40E 30 NWSE		Alternate (3)							Reported w/200652
202	200632	MELVIN HARRIS	08N 40E 30 SWNE	A0007727	PCC (2)	68.0	94.0	66.0	112.6	154.7	99.1	
202	200652	MELVIN HARRIS	08N 40E 30 NWSE	A0007726	PCC (2)	295.0	298.0	380.0	454.9	541.7	393.9	
208	200639	HIDDEN ESTATES	08N 41E 22 SESE 1	A0007724	PCC (2)	15.0	14.0	15.0	22.0	25.0	18.2	
213	200475	HILLVIEW WATER USERS ASSN.	05N 39E 11 NENE	E0006891	Alternate (3)	44.0		44.0	44.0	44.0	44.0	
222	200512	HOWARD JENSEN FARMS	06N 39E 14 SESE	A0008455	PCC (2)	143.0	362.0	362.0	342.0	300.3	301.9	
229	200531	RANDY HUSKINSON	06N 40E 22 NWSW	A0008466	PCC (2)	143.0	92.0	98.0	188.4	174.4	139.2	

ID	WMIS NUMBER	NAME	LEGAL DESCRIPTION	SITE TAG NUMBER	Meas Option	2009	2010	2011	2012	2013	Average Use (AF)	Notes
242	200607	CORRECTIONS	07N 40E 2 NWNWNW	E0007017	Timeclock (7)	28.8	31.0	33.0	61.3	45.3	39.9	
259	200516	JENSEN FARMS LIMITED	06N 39E 25 SESW	A0008457	PCC (2)	164.0	190.0	194.8	297.4	349.1	239.1	
281	200602	B & S FARMS	07N 39E 1 SWNW	A0006125	PCC (2)	224.0	283.0	314.0	341.2	305.8	295.6	
294	200481	JEFF & ALANA LERWILL	05N 39E 35 SESWNE	A0007685	Alternate (3)			258.0	189.2	183.7	210.3	
300	200635	BRIAN LOOSLI	08N 41E 13 SENE	A0005684	PCC (2)	601.0	481.0	708.0	818.0	709.8	663.6	
806	200505	ROBERT HANSEN	06N 38E 33 SESE	A0008463	PCC (2)	124.0	290.0	188.0	279.8	246.2	225.6	
329	200506	DON MICKELSON	06N 38E 34 NENESW	A0008459								Unused since 2003
329	200507	DON MICKELSON	06N 38E 34 NESENW	A0008462	PCC (2)	406.0	371.8	402.8	513.7	636.8	466.2	
329	200508	DON MICKELSON	06N 38E 34 NESESE	A0007696	PCC (2)	289.0	294.0	327.0	272.4	360.9	308.7	
332	200604	BOYD YANCEY TRUST	07N 39E 2 NWSE	A0006123	PCC (2)	270.0	209.0	262.0	387.3	275.0	280.7	
344	200520	NEDS MOODY CREEK PRODUCE	06N 40E 4 NENE	E0007512	Flowmeter (8)	17.3	11.5	12.4	8.6	6.3	11.2	
348	200523	NELSON RICKS CREAMERY CO	06N 40E 16 SESENE	E0007497	Flowmeter (8)	91.0	74.6	44.7	53.8		66.0	
348	200747	NELSON RICKS CREAMERY CO	06N 40E 16 SENE	E0007496								Reported w/200523
363	200608	CITY OF PARKER	07N 40E 5 SENE	E0007022	Flowmeter (8)	311.2		296.9	392.1	392.1	348.1	
371	200612	DALE DAW	07N 41E 20 SWSE	A0005674	PCC (2)			23.2	0.0	47.5	23.6	Back in use
371	200696	DALE DAW	07N 41E 20 NWSW	A0005686								Unused since 2001
372	200610	JAY RONALD & JUDY ANN PETERSON	07N 40E 22 SESE	A0006127	PCC (2)	7.0	17.0	12.0	35.4	43.7	23.0	
372	200902	JAY RONALD & JUDY ANN PETERSON	07N 40E 22 SESE	A0006128	PCC (2)	20.0	20.0	24.0	18.2	17.1	19.9	
386	200605	DJ & J FARMS	07N 39E 8 NWSE	A0008386	Flowmeter (8)	311.2	329.8	415.4	448.7	304.5	361.9	
392	200525	CITY OF REXBURG	06N 40E 17 SWSW	E0007490	Flowmeter (8)	956.4	946.4	1050.6	1104.3	495.7	910.7	
392	200712	CITY OF REXBURG	06N 40E 20 SWSW	E0007491	Flowmeter (8)	213.3	535.0	267.8	446.1	436.9	379.8	
392	200713	CITY OF REXBURG	06N 40E 30 NESENW	E0007495	Flowmeter (8)	1013.1	1787.9	1168.5	597.1	398.7	993.1	
392	1000638	CITY OF REXBURG	06N 40E 20 SESWSW	A0018277	Alternate (3)				27.0	29.0	28.1	22-13130
414	200603	GAYLE RAMSEY	07N 39E 1 SWSW	A0006124	PCC (2)						0.0	UNUSED
416	200526	KENNETH OR DOUGLAS SAKOTA	06N 40E 18 NENE	A0008453	PCC (2)	258.0	253.0	250.0	353.2	294.0	281.6	
426	200461	SCHRIENER FARMS LLC	05N 38E 11 SENWNW	A0008222	PCC (2)	194.0	224.0	191.0	166.1	197.7	194.6	
426	200462	SCHRIENER FARMS LLC	05N 38E 11 SWNWSW	A0008221	PCC (2)	250.0	545.0	328.0	353.1	489.0	393.0	
428	200656	SCHULDIES DAIRY	07N 40E 13 NWNENE	A0005676	Timeclock (7)	5.6	5.0	6.0	7.0	2.8	5.3	
445	200477	BOYD E SMITH	05N 39E 17 SESE	A0008735	Timeclock (7)	83.0	71.5	46.3	54.7	72.9	65.7	
450	200479	KARL SNEDAKER	05N 39E 26 SWSW	A0007694	PCC (2)	25.0	48.0	34.0	48.5	40.0	39.1	
479	200529	DANNY SUMMERS	06N 40E 21 SENE	A0008464	PCC (2)	182.0	224.0	217.0	400.1	330.3	270.7	
480	200521	SUN-GLO INDUSTRIES	06N 40E 8 NENE	E0007499	Flowmeter (8)	29.4	37.7	30.4	51.3	62.9	42.3	
484	200513	SYRINGA PARK WATER USERS	06N 39E 15 NWSWSW	E0007516	PCC (2)	27.0	29.0	30.1	65.7	68.7	26.6	
485	200480	BILL TANNER	05N 39E 35 NENWSW 1	A0007686	PCC (2)	326.0	740.0	548.0	388.6	334.2	467.3	
486	200471	REXBURG FACTORY LLC	05N 39E 1 SWSWNW 4	A0007689	Flowmeter (8)	8.0				5.1	3.4	

ID	WMIS NUMBER	NAME	LEGAL DESCRIPTION	SITE TAG NUMBER	Meas Option	2009	2010	2011	2012	2013	Average Use (AF)	Notes
488	200453	TAYLOR & WATSON	05N 38E 2 NENW 8	A0007697	PCC (2)	228.0	359.0	290.0	520.6	347.7	349.1	
530	200528	WALTERS READY MIX INC	06N 40E 19 SWNW 2	A0005666	Flowmeter (8)	68.7	115.7	74.6	88.2	125.8	94.6	
533	200478	JOYCE RANDKLEV	05N 39E 21 NENW	A0007692	PCC (2)	104.0	274.0	334.0	486.2	418.0	323.2	
543	200503	WILCOX BROTHERS LLC	06N 38E 25 SWSW	A0008460	Timeclock (7)	18.9	0.0	4.3	6.2	0.0	5.9	
568	200729	CITY OF ST ANTHONY	08N 40E 36 SWSESE	E0007018	Flowmeter (1)	828.3	822.5	826.4	778.0	803.2	811.7	
568	200730	CITY OF ST ANTHONY	07N 40E 01 SWSE	A0007725	Flowmeter (8)	702.3	667.1	764.7	863.0	823.6	764.1	
569	101642	CITY OF SUGAR CITY	06N 40E 04 SWSW	E0007511	Flowmeter (8)		565.7	547.9	531.5	466.0	527.8	
569	101643	CITY OF SUGAR CITY	06N 40E 04 NESE	E0007510	Flowmeter (8)	1.5	0.6	1.0	3.7	31.1	7.5	
569	101644	CITY OF SUGAR CITY	06N 40E 04 NWSE	E0007509		0.0	0.1	0.6	1.4	0.0	0.4	Unused
720	200691	DICKINSON FROZEN FOODS	06N 40E 08 NENE	E0008337	Flowmeter (8)	165.2	129.9	161.4	169.2	246.9	174.5	
841	1001351	FREMONT MADISON	07N 39E 16 NWSE	A0015975	Flowmeter (8)					2156.5	2156.5	21-13151 (Exchange Well)
	1001367	JEPPESSEN BROS/B RICKS								620.0	620.0	22-14028 LICENSE
						15148.8	17165.5	16523.5	19641.1	20255.5	20317.4	

FIRST	LAST	ADDRESS	CITY	STATE	ZIP	PHONE	ALTERNATE PHONE	EMAIL
JAREN	RAYBOULD	1369 E 400 N	ST ANTHONY	ID	83445	(208)313-5242		jraybould88@gmail.com
RICH	CRAPO	1908 E 500 N	ST ANTHONY	ID	83445	(208)624-3293		
DALE	SWENSON	PO BOX 15	ST ANTHONY	ID	83445	(208)624-3381		fmid@fretel.com
RANDY	HUSKINSON	PO BOX 670	REXBURG	ID	83440	(208)356-5676		on mission in uganda
JEFF	RAYBOULD	301 N 1500 E	ST ANTHONY	ID	83445	(208)624-3640		jeffr@ida.net
MARK	RICKS	10841 W HWY 33	NEWDALE	ID	83436	(208)313-2850		
JOHN	MILLAR	35 N 1ST E	REXBURG	ID	83445			
BRUCE	ARD	4315 WANDA	AMMON	ID	83406	(208)528-8221	(208)390-6238	

Description	AF Charge	Diversion Charge
2007	\$ 0.45	\$ 50.00
2008	\$ 0.10	\$ 25.00
2009	\$ 0.33	\$ 25.00
2010	\$ 0.33	\$ 25.00
2011	\$ 0.33	\$ 25.00
2012	\$ 0.33	\$ 25.00
2013	\$ 0.33	\$ 25.00
2014	\$ 0.33	\$ 25.00




2014 Goals

- Measure 34 Wells (1/3 of district)
- Enter/Validate Data
- Watermaster Services

A small illustration of a snowman wearing a red scarf and a black top hat, standing on a small patch of snow.

2014 Accomplishments


- 2014 Goals ✓
- Reviewed Water District ✓
 - 3 new PODs
 - 3 surface diversions eliminated

A decorative floral illustration in the bottom right corner.

"Complex" Systems

- More than 3 operating conditions
- VFD

State Measurement Guidelines Require a Flow Meter

A photograph showing a flow meter installed on a pipe in a field, with a person standing nearby.


Record Keeping

How do we use measurement data we collect?

- Transfers/ WSB Leases
- Over Diversion Checks


Available online


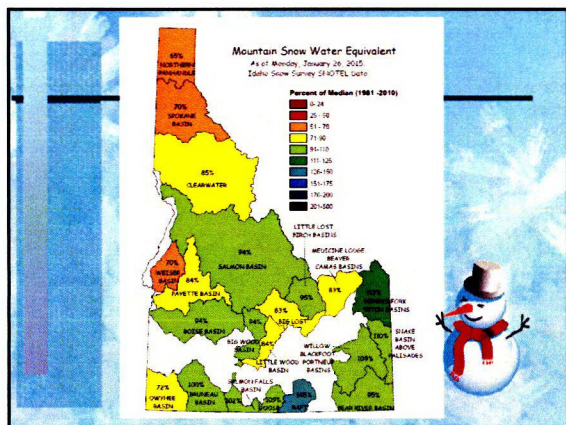
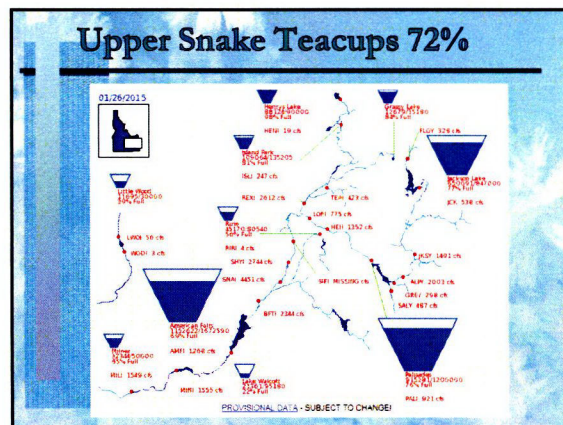

<https://www.idwr.idaho.gov/apps/wm/WMIS/>

A decorative floral illustration in the bottom right corner.

2015 Objectives

- Revisit 2014 Diversions (3)
- Measure 2015 Diversions (38)
- Work with Water Users to Update Systems Needing Flow Meters

A decorative floral illustration in the bottom right corner.



1/27/2015
Attendance
WD-100

Wandy Gunderson	3	James Cefalo
Heather Bohac	1	
Allison Torres	2	
✓ Bruce Ard	5	
✓ Mark R Ricks		
✓ John MILLAR		
✓ Dale Swensen		
✓ Alex Anderson (Rand Robinson)		
✓ Jeff Raybould		
✓ Sam Raybould		
✓ Richard Chapp	4	