

2 Month <u>July</u> Source <u>SOD Creek</u>									Month <u>July</u> Source											
Use cubic ft. per sec. for 24-hr periods, or 24-hr second ft. List owner of water rights, not Tenant.									Use cubic ft. per sec. for 24-hr periods, or 24-hr second ft. List owner of water rights, not Tenant.											
Diversion Name or Owner			Diversion Name or Owner			Diversion Name or Owner			Diversion Name or Owner			Diversion Name or Owner			Diversion Name or Owner					
<u>Former Land</u>			<u>City Power</u>			<u>City Power</u>			<u>Merie</u>			<u>Robert</u>			<u>Kendall</u>			<u>Monanto</u>		
WR#	<u>Irish Co.</u>		<u>#5</u>		<u>#4</u>		<u>Cellan</u>		WR#	<u>Torrison</u>		<u>Presbyterian</u>		<u>Co.</u>						
Day	Amount (cfs)	Meas. Method	Amount (cfs)	Meas. Method	Amount (cfs)	Meas. Method	Amount (cfs)	Meas. Method	Day	Amount (cfs)	Meas. Method	Amount (cfs)	Meas. Method	Amount (cfs)	Meas. Method	Amount (cfs)	Meas. Method			
1	65.98		67.39		51.22		0		1	3.01		0		3.51						
2	A		A		A				2	A				A						
3	A		A		A				3	A				A						
4	A		A		A				4	A				A						
5	65.98		67.39		51.22				5	3.01				3.51						
6	65.98		67.39		51.22				6	3.01				3.51						
7	65.98		67.39		51.22				7	3.01				3.51						
8	65.98		67.39		51.22				8	3.01				3.51						
9	65.98		67.39		51.22				9	3.01				3.51						
10	A		A		A				10	A				A						
11	65.98		67.39		51.22				11	3.01				3.51						
12	65.98		67.39		51.22				12	3.01				3.51						
13	65.98		67.39		51.22				13	3.01				3.51						
14	65.98		67.39		51.22				14	3.01				3.51						
15	65.98		67.39		51.22				15	3.01				3.51						
16	A		A		A				16	A				A						
17	A		A		A				17	A				A						
18	66.98		67.39		51.22				18	3.01				2.51						
19	66.98		67.39		51.22				19	3.01				2.51						
20	66.98		67.39		51.22				20	3.01				2.51						
21	66.98		67.39		51.22				21	3.01				2.51						
22	66.98		67.39		51.22				22	3.01				2.51						
23	A		A		A				23	A				A						
24	A		A		A				24	A				A						
25	A		A		A				25	A				A						
26	66.98		67.39		51.22				26	3.01				2.51						
27	66.98		67.39		51.22				27	3.01				2.51						
28	66.98		67.39		51.22				28	3.01				2.51						
29	66.98		67.39		51.22				29	3.01				2.51						
30	66.98		67.39		51.22				30	3.01				2.51						
31	A		A		A				31	A				A						
Total in 24 hr sec ft	2059.38		2089.09		1587.82		0		Total in 24 hr sec ft	93.31		0		94.81						
Remarks									Remarks											



1 Month <u>August</u> Source <u>Spokane River</u>								Month <u>June</u> Source <u></u>									
Use cubic ft. per sec. for 24-hr periods, or 24-hr second ft. List owner of water rights, not Tenant.								Use cubic ft. per sec. for 24-hr periods, or 24-hr second ft. List owner of water rights, not Tenant.									
Diversion Name or Owner		Diversion Name or Owner		Diversion Name or Owner		Diversion Name or Owner		Diversion Name or Owner		Diversion Name or Owner		Diversion Name or Owner		Diversion Name or Owner			
Farmers Land		City Power		City Power		Merle		Robert		Kendall		Monsanto					
WR# <u>4-2-1919 Co.</u>		<u>#5</u>		<u>#4</u>		<u>Cellan</u>		WR# <u>Tarjomon</u>		<u>Presbyterian</u>		<u>Co.</u>					
Day	Amount (cfs)	Meas. Method	Amount (cfs)	Meas. Method	Amount (cfs)	Meas. Method	Amount (cfs)	Meas. Method	Day	Amount (cfs)	Meas. Method	Amount (cfs)	Meas. Method	Amount (cfs)	Meas. Method		
1	47.20		43.42		30.98		0		1	3.01		0		3.02			
2	47.20		43.42		30.98				2	3.01				3.02			
3	47.20		43.42		30.98				3	3.01				3.02			
4	47.20		43.42		30.98				4	A				A			
5	47.20		43.42		30.98				5	A				A			
6	A		A		A				6	3.01				3.02			
7	A		A		A				7	3.01				3.02			
8	47.20		43.42		30.98				8	3.01				1.96			
9	47.20		43.42		30.98				9	3.01				1.96			
10	47.20		43.42		30.98				10	3.01				2.51			
11	47.20		43.42		30.98				11	A				A			
12	47.20		43.42		30.98				12	A				A			
13	A		A		A				13	3.01				2.51			
14	A		A		A				14	3.01				2.51			
15	47.20		43.42		30.98				15	3.01				2.51			
16	47.20		43.42		30.98				16	3.01				2.51			
17	47.20		43.42		30.98				17	3.01				2.51			
18	47.20		43.42		30.98				18	A				A			
19	47.20		43.42		30.98				19	A				A			
20	A		A		A				20	3.01				2.51			
21	A		A		A				21	3.01				2.51			
22	47.20		43.42		30.98				22	3.01				2.51			
23	47.20		43.42		30.98				23	3.01				3.51			
24	47.20		43.42		30.98				24	3.01				3.51			
25	47.20		43.42		30.98				25	A				A			
26	47.20		43.42		30.98				26	A				A			
27	A		A		A				27	3.01				3.51			
28	A		A		A				28	3.01				3.51			
29	47.20		43.42		30.98				29	3.01				3.51			
30	47.20		43.42		30.98				30	3.01				3.51			
31	47.20		43.42		30.98				31								
Total in 24 hr sec ft		1463.20		1346.02		960.38		0		Total in 24 hr sec ft		90.30		0		85.77	
Remarks								Remarks									



Remarks



1 Month <u>September</u> Source <u>Sud Creek</u>								Month <u>March</u> Source <u></u>									
Use cubic ft. per sec. for 24-hr periods, or 24-hr second ft. List owner of water rights, not Tenant.								Use cubic ft. per sec. for 24-hr periods, or 24-hr second ft. List owner of water rights, not Tenant.									
Diversion Name or Owner		Diversion Name or Owner		Diversion Name or Owner		Diversion Name or Owner		Diversion Name or Owner		Diversion Name or Owner		Diversion Name or Owner		Diversion Name or Owner			
<u>Former Land</u>		<u>City Power</u>		<u>City Power</u>		<u>Merle</u>		<u>Robert</u>		<u>Kendall</u>		<u>Monanto</u>					
<u>W.R.#</u>		<u>#5</u>		<u>#4</u>		<u>Cellar</u>		<u>Tarjeson</u>		<u>Presbryary</u>							
Day	Amount (cfs)	Meas. Method	Amount (cfs)	Meas. Method	Amount (cfs)	Meas. Method	Amount (cfs)	Meas. Method	Day	Amount (cfs)	Meas. Method	Amount (cfs)	Meas. Method	Amount (cfs)	Meas. Method		
1	47.20		43.42		30.98		0		1	.90		0		3.02			
2	47.20		43.42		30.98				2	.90				3.02			
3	A		A		A				3	.90				3.02			
4	A		A		A				4	.90				3.02			
5	A		A		A				5	.90				3.02			
6	47.20		43.42		30.98				6	.90				3.02			
7	47.20		43.42		30.98				7	A				A			
8	47.20		43.42		30.98				8	A				A			
9	47.26		43.42		30.98				9	3.01				3.02			
10	A		A		A				10	3.01				3.02			
11	A		A		A				11	3.01				3.02			
12	47.20		43.42		30.98				12	3.01				3.02			
13	47.20		43.42		30.98				13	3.01				3.02			
14	47.20		43.42		30.98				14	A				A			
15	47.20		43.42		30.98				15	A				A			
16									16	3.01				3.02			
17									17	3.01				3.02			
18									18	3.01				3.02			
19									19	3.01				3.02			
20									20	3.01				3.02			
21									21	A				A			
22									22	A				A			
23									23	3.01				3.02			
24									24	3.01				3.02			
25									25	3.01				3.02			
26									26	3.01				3.02			
27									27	3.01				3.02			
28									28	A				A			
29									29	A				A			
30									30	A				A			
31									31	3.01				3.02			
Total in 24 hr sec ft		708.00		651.30		464.70		0		Total in 24 hr sec ft		76.43		0		93.62	
Remarks								Remarks									



2 Month <u>May</u> Source <u>Sed Creek</u>								Month <u>September</u> Source							
Use cubic ft. per sec. for 24-hr periods, or 24-hr second ft. List owner of water rights, not Tenant.								Use cubic ft. per sec. for 24-hr periods, or 24-hr second ft. List owner of water rights, not Tenant.							
Diversion Name or Owner		Diversion Name or Owner		Diversion Name or Owner		Diversion Name or Owner		Diversion Name or Owner		Diversion Name or Owner		Diversion Name or Owner		Diversion Name or Owner	
<u>Farmer Land</u>		<u>City Power</u>		<u>City Power</u>		<u>Metc</u>		<u>Robert</u>		<u>Kendall</u>		<u>Monson</u>			
WR# <u>43 Mig. Co.</u>		<u>#5</u>		<u>#4</u>		<u>Cellan</u>		WR# <u>Torjaen</u>		<u>Presbyterian</u>		<u>CO.</u>			
Day	Amount (cfs)	Meas. Method	Amount (cfs)	Meas. Method	Amount (cfs)	Meas. Method	Amount (cfs)	Meas. Method	Day	Amount (cfs)	Meas. Method	Amount (cfs)	Meas. Method	Amount (cfs)	Meas. Method
1	0		45.53		29.97		0		1	3.01		0		2.05	
2			45.53		29.97				2	3.01				2.05	
3			45.53		29.97				3	A				A	
4			45.53		29.97				4	A				A	
5			45.53		29.97				5	A				A	
6			45.53		29.97				6	3.01				2.05	
7			A		A				7	3.01				2.05	
8			A		A				8	3.01				2.05	
9			43.42		29.97				9	3.01				2.05	
10			43.42		29.97				10	A				A	
11			43.42		29.97				11	A				A	
12			43.42		29.97				12	3.01				2.05	
13			43.42		29.97				13	3.01				2.05	
14			A		A				14	3.01				2.05	
15			A		A				15	3.01				2.05	
16			43.42		29.97				16						
17			43.42		29.97				17						
18			43.42		29.97				18						
19			43.42		29.97				19						
20			43.42		29.97				20						
21			A		A				21						
22			A		A				22						
23			43.42		29.97				23						
24			43.42		29.97				24						
25			43.42		29.97				25						
26	18.00		43.42		29.97				26						
27	18.00		43.42		29.97				27						
28	A		A		A				28						
29	A		A		A				29						
30	A		A		A				30						
31	18.00		43.42		29.97				31						
Total in 24 hr sec ft			1362.90		929.07		0		Total in 24 hr sec ft			0		30.75	
Remarks								Remarks							



1 Month <span style="float: right;">Source</span>									Month <span style="float: right;">Source</span>								
Use cubic ft. per sec. for 24-hr periods, or 24-hr second ft. List owner of water rights, not Tenant.									Use cubic ft. per sec. for 24-hr periods, or 24-hr second ft. List owner of water rights, not Tenant.								
Diversion Name or Owner			Diversion Name or Owner			Diversion Name or Owner			Diversion Name or Owner			Diversion Name or Owner			Diversion Name or Owner		
												Robert			Kendall		
												Dargen			Presbtery		
															Montanto Co.		
WR#	Day	Amount (cfs)	Meas. Method	Amount (cfs)	Meas. Method	Amount (cfs)	Meas. Method	Amount (cfs)	Meas. Method	WR#	Day	Amount (cfs)	Meas. Method	Amount (cfs)	Meas. Method	Amount (cfs)	Meas. Method
	1										1						
	2										2						
	3										3						
	4										4						
	5										5						
	6										6						
	7										7						
	8										8						
	9										9						
	10										10						
	11										11						
	12										12						
	13										13						
	14										14						
	15										15	.90					
	16										16	A					
	17										17	A					
	18										18	.90					
	19										19	.90					
	20										20	.90					
	21										21	.90					
	22										22	.90					
	23										23	A					
	24										24	A					
	25										25	.90					
	26										26	.90					
	27										27	.90					
	28										28	.90					
	29										29	.90					
	30										30	A					
	31										31						
Total in 24 hr sec ft										Total in 24 hr sec ft		14.40		0		15.10	
Remarks										Remarks							

FLW - 6094.74  
 #5 - 7974.07  
 #4 - 5754.66  
 merle - 0  
 Robert - 412.90  
 Kendall - 0  
 Montanto - 383.60  


---

 20619.97



2 Month <u>April</u> Source <u>Sage Creek</u>									Month Source								
Use cubic ft. per sec. for 24-hr periods, or 24-hr second ft. List owner of water rights, not Tenant.									Use cubic ft. per sec. for 24-hr periods, or 24-hr second ft. List owner of water rights, not Tenant.								
Diversion Name or Owner			Diversion Name or Owner			Diversion Name or Owner			Diversion Name or Owner			Diversion Name or Owner			Diversion Name or Owner		
<u>Farmerland City Power</u>			<u>City power</u>			<u>Merle</u>											
<u>WR# 1 Irrig. Co.</u>			<u>#5</u>			<u>#4</u>			<u>Canon</u>								
Day	Amount (cfs)	Meas. Method	Amount (cfs)	Meas. Method	Amount (cfs)	Meas. Method	Amount (cfs)	Meas. Method	Day	Amount (cfs)	Meas. Method	Amount (cfs)	Meas. Method	Amount (cfs)	Meas. Method	Amount (cfs)	Meas. Method
1									1								
2									2								
3									3								
4									4								
5									5								
6									6								
7									7								
8									8								
9									9								
10									10								
11									11								
12									12								
13									13								
14									14								
15	<u>0</u>		<u>45.53</u>		<u>29.97</u>		<u>0</u>		15								
16	<u>A</u>		<u>A</u>		<u>A</u>		<u>0</u>		16								
17	<u>A</u>		<u>A</u>		<u>A</u>		<u>0</u>		17								
18	<u> </u>		<u>45.53</u>		<u>29.97</u>		<u> </u>		18								
19	<u> </u>		<u>45.53</u>		<u>29.97</u>		<u> </u>		19								
20	<u> </u>		<u>45.53</u>		<u>29.97</u>		<u> </u>		20								
21	<u> </u>		<u>45.53</u>		<u>29.97</u>		<u> </u>		21								
22	<u> </u>		<u>45.53</u>		<u>29.97</u>		<u> </u>		22								
23	<u> </u>		<u>A</u>		<u>A</u>		<u> </u>		23								
24	<u> </u>		<u>A</u>		<u>A</u>		<u> </u>		24								
25	<u> </u>		<u>45.53</u>		<u>29.97</u>		<u> </u>		25								
26	<u> </u>		<u>45.53</u>		<u>29.97</u>		<u> </u>		26								
27	<u> </u>		<u>45.53</u>		<u>29.97</u>		<u> </u>		27								
28	<u> </u>		<u>45.53</u>		<u>29.97</u>		<u> </u>		28								
29	<u> </u>		<u>45.53</u>		<u>29.97</u>		<u> </u>		29								
30	<u> </u>		<u>A</u>		<u>A</u>		<u> </u>		30								
31	<u> </u>						<u> </u>		31								
Total in 24 hr sec ft	<u>0</u>		<u>728.48</u>		<u>479.52</u>		<u>0</u>		Total in 24 hr sec ft								
Remarks									Remarks								



1 Month <div>Source</div>									Month <div>Source</div>								
Use cubic ft. per sec. for 24-hr periods, or 24-hr second ft. List owner of water rights, not Tenant.									Use cubic ft. per sec. for 24-hr periods, or 24-hr second ft. List owner of water rights, not Tenant.								
Diversion Name or Owner			Diversion Name or Owner			Diversion Name or Owner			Diversion Name or Owner			Diversion Name or Owner			Diversion Name or Owner		
WR#			WR#			WR#			WR#			WR#			WR#		
Day	Amount (cfs)	Meas. Method	Amount (cfs)	Meas. Method	Amount (cfs)	Meas. Method	Amount (cfs)	Meas. Method	Day	Amount (cfs)	Meas. Method	Amount (cfs)	Meas. Method	Amount (cfs)	Meas. Method	Amount (cfs)	Meas. Method
1									1								
2									2								
3									3								
4									4								
5									5								
6									6								
7									7								
8									8								
9									9								
10									10								
11									11								
12									12								
13									13								
14									14								
15									15								
16									16								
17									17								
18									18								
19									19								
20									20								
21									21								
22									22								
23									23								
24									24								
25									25								
26									26								
27									27								
28									28								
29									29								
30									30								
31									31								
Total in 24 hr sec ft									Total in 24 hr sec ft								
Remarks									Remarks								



**Rules for Record Keeping**

**REMARKS**

1. Use the daily record book or personal spreadsheet.
2. Use a separate daily record book for each stream you administer. Do not mix the users of several streams into one daily record.
3. If the water being delivered is measured and the headgate set on a particular day, record the flow in cubic feet per second in the proper grid space. If water diverted at a particular diversion continues to be delivered without a change in the flow or head gate setting, place an 'A' in the grid space for that day. The 'A' represents that the previous flow and head gate setting is "assumed." An 'A' must always be preceded by an actual numerical flow rate.
4. If the water being delivered is not actually measured, enter an 'E' in the grid space under the column *Meas. Method* for the particular day that the flow rate is estimated. An 'E' should always follow an estimated numerical flow that is observed and set in the field.
5. If water is not being delivered, enter a '0' (zero) in the proper grid space. If the water right is cut off because of unavailability of water, a zero may be entered in the grid space corresponding to the day the right could no longer be satisfied, and all subsequent days when water is not deliverable may be designated with a horizontal line through the grids that represent the days of non-delivery.
6. A blank grid space means that you have no knowledge of the amount of water being delivered on that day. A grid should never be blank while you, as watermaster, are delivering water.
7. If possible, list the water right number in the daily record rather than a number assigned by the district or by the decree. Future users of the records will likely look for a water right reference. If there are multiple rights at a diversion, please list the most senior right first. You may supplement this book with a list of water rights by priority for each diversion.
8. Record unusual or noteworthy happenings. For instance, if a senior downstream right holder's water right is no longer available because the creek dries up upstream, and junior upstream right holders are allowed to divert remaining water upstream, this event should be recorded on the day it happens.
9. If necessary or requested, you should submit a separate water rights list or reference sheet that associates water rights with current owners and diversion names.



## IDWR OFFICES

### State

322 E Front St.  
PO Box 83720  
Boise, ID 83720-0098  
208-287-4800

### REGIONAL OFFICES

#### Western

2735 Airport Way  
Boise, ID 83705  
208-334-2190

#### Southern

650 Addison Ave W. Ste 500  
Twin Falls, ID 83301  
208-736-3033

#### Eastern

900 N. Skyline Dr. Ste A  
Idaho Falls, ID 83402  
208-525-7161

#### Northern

7600 N. Mineral Dr. Ste 100  
Coeur d'Alene, ID 83815  
208-762-2800

## WATERMASTER'S DAILY RECORD

SOURCE SODA Creek

WATER DISTRICT 11-B

MONTH(S) OF 4, 5, 6, 7, 8, 9 YEAR 2016

WATERMASTER Craig Hill

ADDRESS 220 N. 3<sup>rd</sup> E. Soda Springs ID. 83276

RECEIVED

NOV 25 2016

Department of Water Resources  
Eastern Region

After the irrigation season the Watermaster must forward record keeping information and the annual Watermaster report to the appropriate IDWR Regional Office.

SCANNED

NOV 29 2016



# WATERMASTER'S REPORT

RECEIVED

NOV 25 2016

Department of Water Resources  
Eastern Region

From April 15<sup>th</sup> 2016 To September 15<sup>th</sup> 2016

Water District No. 11-B

Name of Watermaster Craig M. Hill

P.O. Address 220 N. 3<sup>rd</sup> E. Soda Springs ID. 83276

## AFFIDAVIT OF WATERMASTER

STATE OF IDAHO }  
COUNTY OF Caribou } ss.

Craig M. Hill, being first duly sworn, deposes and says that he is Watermaster of Water District 11-B, having been lawfully appointed by Gary Spackman, Director, Idaho Department of Water Resources, and that the volumes of water, as stated in this report and prorated by him to the water right holders of the district are correct.

(Deputy) Watermaster District No. 11-B

Subscribed and sworn to before me, this 23<sup>rd</sup> day of November, 2016



(SEAL)

Sally Hill  
Notary Public

My Commission expires 7/19/22

Boise, Idaho, Nov 25, 2016

I HEREBY CERTIFY, that Craig M. Hill was lawfully appointed by me as Water Master of Water District No. \_\_\_\_\_, and that the information contained in this report, as herein sworn to, is, to the best of my knowledge and belief, correct.

Gary Spackman  
Director, Department of Water Resources

By Terrence W. Dunn

SCANNED

NOV 29 2016



WATER RIGHT OWNER

IDWR  
WATER RIGHT  
IDENT No.

DIVERSION NAME / REMARKS

1 Farmers Land &amp; Irrig. Co.

Bancroft ID.

3 City Power #5

SODA Springs

5 City Power #4

L L

7 Merle Cellan

L L

9 Robert Torgeson


L L

11 Kendall Presbtery

L L

13 Monsanto Co.

L L

SCANNED  
NOV 25 2010







**REPORTS OF WATERMASTERS.** All watermasters shall make an annual report to the department of water resources prior to the expiration of the watermaster's appointment for the current year. This report shall show the total amount of water delivered by the watermaster during the preceding year, the amount delivered to each water user, the total expense of delivery and the apportionment of expenses among users and all debits and credits to be carried over to the following year. Such report shall also include records of stream flow the watermaster used or made in the process of distributing water supplies. The director may ask for other information deemed necessary in assuring proper distribution of water supplies within the district. The reports of watermasters to the department of water resources shall be filed and kept in the office of the department.

### **Instructions For Completing Annual Watermaster's Report**

This form has been developed to assist the watermaster in complying with some of the annual reporting requirements of Section 42-606, Idaho Code. The form provides for summary of the amount of water delivered by the watermaster to each user, the total expense of delivery and the apportionment of expenses among water users, including debits and credits. **Water distribution and hydrologic information including stream flow records, daily diversion data, water right information and water right priority cut summaries should be presented in a separate water distribution report.**

Complete this annual report form of delivery and costs as follows:

- 1) Enter water right holder name, corresponding IDWR water right number or numbers, and corresponding diversion name and/or remarks on page 2;
- 2) Enter the total amount of water delivered to each user as total 24-hour second feet under column 1, page 3. Total **24-hour second feet** is a flow rate expressed in terms of one day or 24 hours. For example, a continuous diversion of 2 cfs over 20 days would equal 40 24-hour second feet.
- 3) Under column 3, page 3, enter the amount of money assessed or billed to each user at the beginning of the year. The assessment may be found in the previous year's adopted budget report.
- 4) In the work space provided on the right hand side of page 3, add up total watermaster salary costs and expenses and enter as 'TOTAL COST'. Then divide this total cost by the total number of 24-hour second feet delivered (sum of column 1) to obtain the cost per 24 hour second feet delivered, or the unit cost factor.
- 5) Under column 2, page 3, multiply the unit cost factor (obtained in step number 4 above) by each user's total 24-hour second feet delivery in column 1 to obtain the total cost against each user.
- 6) For each user, subtract the total cost amount in column 2 from the adopted budget in column 3 and enter the difference either as a credit or debit (negative differences entered as debits, positive differences entered as credits).
- 7) Sign the report before a notary public and submit the original to the appropriate regional office of the Department of Water Resources. Retain one copy for the Water District.

SCANNED  
NOV 29 2016



**WATERMASTER'S PROPOSED BUDGET**FOR 2017

Water District No. 11-B  
Stream Soda Creek  
Watermaster Name Craig Hill  
Mailing Address 220. N. 3<sup>rd</sup> E. Soda Springs ID. 83276  
Name of Secretary Bonnie Barfuss  
Secretary Mailing Address P.O. box 18 Soda Springs ID. 83276

**SECTION 42-615, IDAHO CODE**

PROPOSED BUDGET FOR SUCCEEDING YEAR. Each watermaster shall, at least fourteen (14) days prior to the annual meeting of the water users of the water district, also prepare a proposed budget for the succeeding year, together with a distribution of the amount of the budget to the respective water users, using the actual deliveries for the past irrigation season or seasons, as the basis for distribution. The proposed budget and distribution shall be submitted to the water users for consideration and approval at the next annual water meeting.

In conformity with the above statute, I hereby submit a Proposed Budget for 2017.  
(YEAR)



WATERMASTER

Dated: 11/23/16

(This report must be forwarded to the Secretary of the last Annual Water User's Meeting of your District.)



	WATER RIGHT OWNER	IDWR WATER RIGHT IDENT No.	DIVERSION NAME/REMARKS
1	Farmer's Land & Irrig. Co.	Bancroft ID.	
2			
3	City Power #5	soda spring	
4			
5	City Power #4	" "	
6			
7	Merle Cerian	" "	
8			
9	Robert Torgeson	" "	
10			
11	Kendall Presbytery	" "	
12			
13	Monsanto Co.	" "	
14			
15			
16			
17			
18			
19			
20			
21			
22			
23			
24			
25			
26			
27			
28			
29			
30			







WATERMASTER				ASSISTANT WATERMASTER, SECRETARY, STAFF, ETC.				OTHER EXPENSES	TOTAL COSTS	
YEAR	DAYS	SALARY	TOTAL	DAYS	SALARY	TOTAL				
2012	Season	1200.00						1020.00	2220.00	
2013		1200.00						1020.00	2220.00	
2014		1200.00						1020.00	2220.00	
2015		1200.00						1020.00	2220.00	
2016		1200.00						1020.00	2220.00	
		1200.00								
WATERMASTER'S PROPOSED BUDGET										
NEXT YEAR	Season	\$1200.00						\$1020.00	\$2220.00	

Complete this proposed budget report form as follows:

- 1) Enter water right holder name, corresponding IDWR water right number or numbers, and corresponding diversion name and/or remarks on page 2;
- 2) If you wish to estimate next season's assessments based on the average delivery of past seasons, then enter the actual water deliveries to each user for the past two to five seasons on page 3. You have the option of using at least the past two seasons or up to five seasons for averaging. You also have the option of using last year's delivery or one year's delivery as a basis of determining assessments for the next season. Enter deliveries as total 24-hour second feet. Total 24-hour second feet is a flow rate expressed in terms of one day or 24 hours. For example, a continuous diversion of 2 cfs over 20 days would equal 40 24-hour second feet.
- 3) If using the averaging method, enter the average delivery for past seasons in column 6 of page 3. If you are not averaging, then enter each user's delivery from last year in column 5 and skip column 6.
- 4) In the work space provided at the top of this page, enter next year's proposed watermaster salary, secretary and/or staff salaries, and expenses. You may use the past season costs and expenses, or average past seasons' costs and expenses as an aid in determining next year's budget. A more detailed listing or itemization of expenses and salaries can be attached to this form.
- 5) Divide the total proposed budget amount for next year by the total past season delivery (total of column 5, page 3) or average past seasons deliveries (total of column 6, page 3) to obtain a unit cost factor.
- 6) Under column 7, page 3, multiply the unit cost factor by each user's past season or average past seasons deliveries to obtain the estimated billing for the next year.
- 7) Use column 8, page 3, to enter the adjusted billing amount if the district wishes to carryover debits and credits from the previous season. (Refer to the last watermaster report. If a user had a credit, subtract that credit from his or her estimated billing in column 7 of this report, and enter the difference or adjusted amount in column 8. If a user had a debit, then add that debit to his or her billing amount shown in column 7 and show as adjusted billing in column 8.
- 8) Sign the report and retain to present to the water users at the next annual meeting for the water district.





State of Idaho

**DEPARTMENT OF WATER RESOURCES**

900 N Skyline Dr., Ste A, Idaho Falls, Idaho 83402-1718

Phone: (208) 525-7161 FAX: (208) 525-7177 [www.idwr.idaho.gov](http://www.idwr.idaho.gov)

C.L. "BUTCH" OTTER  
Governor

GARY SPACKMAN  
Director

November 28, 2016

Craig Hill  
220 N 3<sup>rd</sup> E  
Soda Springs ID 83276

WATER DISTRICT #11B

Dear Watermaster:

Enclosed herewith is a copy of the Watermaster's Annual Report for the past season.

The same has been prepared by the watermaster and approved by this Department in conformity with Sections 42-610, 42-614 and 42-615, Idaho Code.

During the 1993 legislative session, the legislature enacted a new law which amends Section 42-619(9), Idaho Code and removes the independent financial audit requirement for most state water districts. The new law, referenced by Section 67-450B, Idaho Code (copy enclosed) identifies minimum audit requirements for all local government entities. Under the new statute, the governing body of any local government entity (i.e.; water district) whose annual budget does not exceed one hundred thousand dollars (\$100,000) has no minimum audit requirements under this section. This means that any district which handles its own money and whose budget is one hundred thousand dollars (\$100,000) or less does not have to have an independent public account firm conduct a financial audit every few years as previously required by Section 42-619(9).

Please note that only the statutory requirement regarding the independent financial audit has been changed. Districts handling their own fund (i.e.; districts who collect and / or disburse their own funds) must still submit their own statement of the water district's financial affairs at the end of each fiscal year. As recommended in the Department's February 16, 1993 letter and the 1993 Watermaster Handbook, a copy of the financial statement may be submitted either with the annual water masters report or with the minutes of the annual meeting for the ensuing year. An example of an annual financial statement may be found in Appendix C of the 1993 Watermaster Handbook.

SCANNED  
NOV 29 2016



The purpose of this letter is to remind all water districts that workers compensation insurance is required for all water district employees. This requirement applies to all water districts in Idaho, regardless of annual budget. Insurance should be applicable at least to all paid water district staff, including the water master as well as watermaster assistants, advisory committee, secretary and treasurer. The costs associated with workers compensation insurance is paid directly by the water district and should be considered an expense of the district. For information about obtaining insurance costs etc., please contact the Idaho State Insurance Fund. The State Insurance Fund has offices in Boise, Coeur d'Alene, Idaho Falls, Pocatello and Twin Falls. Water Districts are also reminded that all paid water district staff may be subject to state and federal taxes. These tax requirements will vary depending on salaries and total income of each watermaster or employee. In many water districts, particularly smaller districts with part-time staff, payment of watermaster or each employee. Districts may wish to contact the State Tax Commission or the Internal Revenue Service for information about state and federal withholding taxes.

Sincerely,

A handwritten signature in blue ink, appearing to read "Sharla Cox", is written over a printed name and title.

Sharla Cox  
Administrative Assistant

Enclosure

SCANNED  
NOV 29 2016





State of Idaho

**DEPARTMENT OF WATER RESOURCES**

900 N Skyline Dr., Ste A, Idaho Falls, Idaho 83402-1718

Phone: (208) 525-7161 FAX: (208) 525-7177 [www.idwr.idaho.gov](http://www.idwr.idaho.gov)

C.L. "BUTCH" OTTER  
Governor

GARY SPACKMAN  
Director

November 28, 2016

Bonnie Barfuss  
PO Box 18  
Soda Springs ID 83276-0018

WATER DISTRICT #11B

Dear Secretary:

Enclosed herewith is a copy of the Watermaster's Annual Report for the past season.

The same has been prepared by the watermaster and approved by this Department in conformity with Sections 42-610, 42-614 and 42-615, Idaho Code.

During the 1993 legislative session, the legislature enacted a new law which amends Section 42-619(9), Idaho Code and removes the independent financial audit requirement for most state water districts. The new law, referenced by Section 67-450B, Idaho Code (copy enclosed) identifies minimum audit requirements for all local government entities. Under the new statute, the governing body of any local government entity (i.e.; water district) whose annual budget does not exceed one hundred thousand dollars (\$100,000) has no minimum audit requirements under this section. This means that any district which handles its own money and whose budget is one hundred thousand dollars (\$100,000) or less does not have to have an independent public account firm conduct a financial audit every few years as previously required by Section 42-619(9).


Please note that only the statutory requirement regarding the independent financial audit has been changed. Districts handling their own fund (i.e.; districts who collect and/or disburse their own funds) must still submit their own statement of the water district's financial affairs at the end of each fiscal year. As recommended in the Department's February 16, 1993 letter and the 1993 Watermaster Handbook, a copy of the financial statement may be submitted either with the annual water masters report or with the minutes of the annual meeting for the ensuing year. An example of an annual financial statement may be found in Appendix C of the 1993 Watermaster Handbook.

SCANNED  
NOV 29 2016



The purpose of this letter is to remind all water districts that workers compensation insurance is required for all water district employees. This requirement applies to all water districts in Idaho, regardless of annual budget. Insurance should be applicable at least to all paid water district staff, including the watermaster as well as watermaster assistants, advisory committee, secretary and treasurer. The costs associated with workers compensation insurance is paid directly by the water district and should be considered an expense of the district. For information about obtaining insurance costs etc., please contact the Idaho State Insurance Fund. The State Insurance Fund has offices in Boise, Coeur d'Alene, Idaho Falls, Pocatello and Twin Falls. Water Districts are also reminded that all paid water district staff may be subject to state and federal taxes. These tax requirements will vary depending on salaries and total income of each watermaster or employee. In many water districts, particularly smaller districts with part-time staff, payment of watermaster or each employee. Districts may wish to contact the State Tax Commission or the Internal Revenue Service for information about state and federal withholding taxes.

Sincerely,



Sharla Cox  
Administrative Assistant

Enclosures

SCANNED

NOV 29 2016





State of Idaho

**DEPARTMENT OF WATER RESOURCES**

900 N Skyline Dr., Ste A, Idaho Falls, Idaho 83402-1718

Phone: (208) 525-7161 FAX: (208) 525-7177 [www.idwr.idaho.gov](http://www.idwr.idaho.gov)

C.L. "BUTCH" OTTER  
Governor

GARY SPACKMAN  
Director

November 28, 2016

Caribou County Treasurer / Auditor  
Box 507  
Soda Springs ID 83276

**RE: Water District No. # 11B**

Dear Treasurer / Auditor:

Enclosed please find copies of the Adopted Budget and Minutes of the above Water District. They have been read and approved by this office.

If you have any questions concerning this matter, please feel free to contact this office.

Respectfully submitted,

Sharla Cox  
Administrative Assistant

SCANNED  
NOV 29 2016





State of Idaho

**DEPARTMENT OF WATER RESOURCES**

900 N Skyline Dr., Ste A, Idaho Falls, Idaho 83402-1718

Phone: (208) 525-7161 FAX: (208) 525-7177 [www.idwr.idaho.gov](http://www.idwr.idaho.gov)

C.L. "BUTCH" OTTER  
Governor

GARY SPACKMAN  
Director

November 29, 2016

Caribou County Treasurer / Auditor  
Box 507  
Soda Springs ID 83276

RE: Water District No. #11B

Dear County Treasurer / Auditor:

Transmitted herewith is the 2016 Watermaster's Report and claim for services for the above mentioned Water District.

The various times in this report have been checked and have been found to be proper charges against the water users therein named. Section 42-612, 42-613 and 42-614 of the Idaho Code provides the procedure under which this claim shall be paid from the funds of the above named district.

If you have any questions, please contact us at once.

Sincerely,

Sharla Cox  
Administrative Assistant

Enclosure

SCANNED

NOV 29 2016

*State of Idaho*  
*Department of Water Resources*  
***Certificate of Appointment***

*This is to certify that I have on this day appointed Craig Hill as  
Watermaster of Water District 11B from this day until the 2017 annual  
meeting or until his/her successor is appointed and qualified under the provisions of Idaho Code Section  
42-605, at such rate of compensation as established by applicable law.*

*This certificate has been issued and the seal of the  
Director fixed at Boise, Idaho, this 8th  
day of March, 2016.*

*Gary Spackman*

*Director - IDWR*



SCANNED  
MAY 26 2016



## PETITION FOR WATERMASTER'S SERVICES

Soda Springs, Idaho  
March 7, 2016

RE: Water District No. 11-B  
Stream: Soda Creek

TO: IDAHO DEPARTMENT OF WATER RESOURCES

I, the undersigned, owner or manager of ditches or person controlling ditches in Water District No. 11-B, hereby request the services of a watermaster for the reason that there is a necessity for the use and control of the waters of the District.

NAME OF WATERMASTER: Craig Hill  
ADDRESS OF WATERMASTER: 220 N 3<sup>rd</sup> East  
PHONE NUMBER: 208-705-8380

Date watermaster is to start: April 15 2016

If known, the date services of watermaster are to terminate: Sept. 15 2016

Bonnie [Signature] Soda Springs ID 208-547-3468  
signature address telephone

WARNING: Watermaster cannot begin services until ALL conditions of appointment have been fulfilled.

RECEIVED

MAR 10 2016

Department of Water Resources  
Eastern Region

04/02/09

SCANNED

MAY 26 2016

## Soda Creek 11-B Annual Meeting Minutes

March 7, 2016

Call to order: Meeting called to order by Chairman, Brian Torgesen for the annual Soda Creek 11-B water district at 1:05pm on March 7, 2015 in the conference room Caribou County Courthouse.

Roll Call: present Brett Torgesen, Craig Hill, Alan Skinner, Bonnie Barfuss and Brian Torgesen. Missing Farmer's Land & Irrigation, Monsanto, Kendall Presbytery Hilda Thompson Trust.

1. Selection of a chairman and secretary Motion by Alan to leave as it. Seconded by Brett. No one opposed. Chairman and secretary will remain the same; Chairman Brian Torgesen and Secretary Bonnie Barfuss.
2. Appointment of credentials committee: Motion by Brian to keep the same committee members as Alan Skinner and Craig Hill. Seconded by Brett. No one opposed.
3. There were no reports to the credentials committee for 2015.
4. Fix compensations to be paid Water master and assistants. Budget will remain as 2015. For 2015, *the meeting minutes will be corrected to reflect \$2,220.00.*
5. Adoption of budget for ensuing year. Water master Craig Hill prepared the budget for ensuing year. Committee adopted proposed budget.
6. Adoption of resolutions pertaining to collection of budget and other matters. For 2015, one invoice did not get paid. Investigate to see who runs the business for Kendall Presbytery.
7. Election of waster master. Craig was nominated by Alan to remain water master. Seconded by Brett. Services start 04/15/16 through 09/15/16.
8. Advisory and Credential committee will be the same.
9. Insurance for water master
10. The amount of snowfall and rain looks favorable for the coming year.
11. Meeting adjourned 1:21pm.

RECEIVED

MAR 10 2016

Department of Water Resources  
Eastern Region


Minutes submitted by: Bonnie J Barfuss



STATE OF IDAHO

COUNTY OF CARIBOU

In Soda Springs on the 10<sup>th</sup> day of March, 2016, before me, a Notary Public in and for the above state and county, personally appeared Bonnie J Barfuss, known to me or proved to be the person named in and who executed the foregoing instrument, and being first duly sworn, such person acknowledged that he or she executed said instrument for the purposes therein contained as his or her free and voluntary act and deed.

  
NOTARY PUBLIC  
My Commission Expires: 12-31-21

*Residing in Soda Springs*

SCANNED  
MAY 26 2016

(SEAL)



ADOPTED BUDGET AND RESOLUTIONS  
PERTAINING TO THE COLLECTION THEREOF  
FOR 20 16

WATER DISTRICT NO. 11-B  
STREAM Soda Creek  
COUNTY Caribou  
NAME OF SECRETARY Bonnie J. Barfuss  
ADDRESS OF SECRETARY Box 18 Soda Spgs ID 83276

COLLECTION AND HOLDING OF WATER DISTRICT FUNDS

Please check the appropriate box regarding the collection and holding of Water District funds.

☒ The Water District collects and holds its own funds.

☐ \_\_\_\_\_ County collects and holds funds for the Water District.  
(county name)

☐ \_\_\_\_\_ County collects the Water District's funds and deposits the funds in an account  
(county name) held by the Water District.

(This report must be certified and made in duplicate, one copy to be forwarded to the appropriate regional office of the Idaho Department of Water Resources, and one copy to the Secretary of the Annual Water User's Meeting of the Water District. If a designated county collects funds for the water, then a third copy must be sent to the auditor of the designated county.)

Soda Springs, Idaho, \_\_\_\_\_, 20 16

I HEREBY CERTIFY that the within is true and correct copy of the budget as adopted at the annual Water User's Meeting of Water District No. 11-B, held at Caribou County Crt Hse on the 7 day of March, 2016 and all resolutions adopted at said meeting pertaining to the time and the manner of collecting the amounts provided for in the said budget.

Bonnie J. Barfuss  
Secretary, Water District No. 11-B

RECEIVED  
MAR 10 2016  
Department of Water Resources  
Eastern Region

SCANNED  
MAY 26 2016

**BUDGET ADOPTED AT THE ANNUAL MEETING  
OF THE WATER USERS**

RECEIVED

MAR 10 2016

Department of Water Resources  
Eastern Region

WATER DISTRICT No. 11-B

Estimated Amount for Watermaster's Salary .....	\$	1200.00
Estimated Amount for Assistant Watermaster and other Water District Officials .....	\$	300.00
Estimated Amount for Other Expenses .....	\$	720.00
TOTAL ESTIMATED EXPENSES FOR 2016 .....	\$	2,220.00

### DISTRIBUTION OF THE BUDGET AMONG USERS

[illegible]

SCANNED  
MAY 26 2016