

JAN 06 2000

Department of Water Resources  
Southern Region

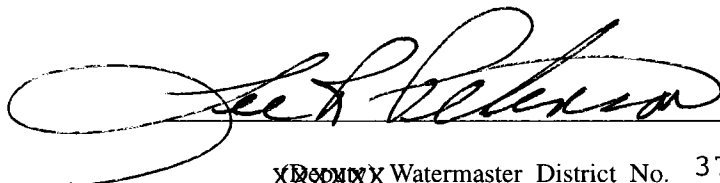
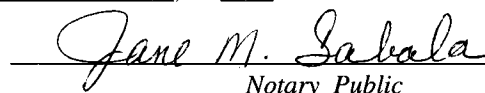

## WATERMASTER'S REPORT

From January 1, 19 99 To December 31, 19 99Water District No. 37Name of Watermaster Lee R. PetersonP.O. Address P O Box T, Shoshone, Idaho 83325


## AFFIDAVIT OF WATERMASTER

STATE OF IDAHO }  
COUNTY OF Blaine } ss.  
Lincoln }

Lee R. Peterson, being first duly sworn, deposes and says that he is Watermaster of Water District 37, having been lawfully appointed by Karl J. Dreher, Director, Idaho Department of Water Resources, and that the volumes of water, as stated in this report and prorated by him to the water right holders of the district are correct.

~~XXXXXX~~ Watermaster District No. 37Subscribed and sworn to before me, this 6 day of January, ~~19~~ 2000  
Notary PublicMy Commission expires 3-24-03Boise, Idaho, 1-12, ~~19~~ 2000

I HEREBY CERTIFY, that Lee R. Peterson was lawfully appointed by me as Water Master of Water District No. 37, and that the information contained in this report, as herein sworn to, is, to the best of my knowledge and belief, correct.

  
Director, Department of Water ResourcesBy 

1999  
COST REPORT  
WATER DISTRICT 37

BUDGET	ITEM	COST
21,644.11	Watermaster's Salary	21,644.16
10,590.86	Secretary/Treasurer Salary	10,590.84
8,641.56	Tinker/Above Magic Salary	8,641.56
5,740.84	Tinker/Above Magic Auto	5,740.84
779.28	Tinker/Above Magic Nov & Oct	779.28
470.00	Tinker/Abv Mgc Nov & Oct Auto	470.00
4,320.78	Zane Below Magic Salary	4,320.82
2,806.00	Zane Below Magic Auto	2,806.00
3,517.21	Social Security	3,517.24
4,491.91	State Retirement	4,491.94
1,000.00	Workman's Comp	628.42
1,675.00	SUTA	1,682.74
2,751.84	IDWR Med-Ins(Full Time)	2,902.90
360.00	Medical Ins (Part Time)	360.00
2,400.00	Office Rent	2,400.00
5,400.00	Field & Office	5,481.07
600.00	Office Heat & Lights	449.46
300.00	City Water	278.66
2,000.00	Auto Expense	1,736.35
625.00	Radio System	562.95
500.00	Contingency Fund	0.00
2,350.00	U S G S Co-op Fund	2,373.00
850.00	Big Wood Canal Co	850.00
549.00	North Side Canal Co	549.00
150.00	District Canal Co	150.00
150.00	Base Line Canal Co	150.00
225.00	Water Users Assoc	210.77
2,000.00	Extra Labor	0.00
1,500.00	Equipment Reserve	1,500.00
88,388.39		85,268.00
Less Other Income		(2,730.45)
		82,537.55

WATER DISTRICT 37  
ANNUAL REPORT  
1999

NAME	FIVE YEAR AVERAGE	ESTIMATED SHARE	MINIMUM	COST
4 BROS DAIRY INC/0027	424.52	\$160.18		\$154.56
ADAMS, RUTH/0029	12.68	\$4.78	\$20.00	\$20.00
ADICOFF, SAMUEL/18	0.00	\$0.00	\$20.00	\$20.00
AITKENS, WILLIAM/45	5.35	\$2.02	\$20.00	\$20.00
ALFS, DONNA/22	10.36	\$3.91	\$20.00	\$20.00
AMERICAN FALLS # 2	336.16	\$126.84		\$122.39
ANCHUSTEGUI, ALEX/CW/63	359.85	\$135.78		\$131.02
ANDERSON, DON/0P3	26.08	\$9.84	\$20.00	\$20.00
ANDERSON, RICHARD/33	2.84	\$1.07	\$20.00	\$20.00
ANDERSON, T E/0041	179.90	\$67.88		\$65.50
ARKOOSH CATTLE/CW/78	213.58	\$80.59		\$77.76
ARKOOSH, BONNIE/0027	56.80	\$21.43		\$20.68
ARTEMIS INVESTORS/18	0.00	\$0.00	\$20.00	\$20.00
ATKINSON, DON/15P	0.00	\$0.00	\$20.00	\$20.00
B S RANCH/45	54.37	\$20.51		\$19.79
BALLARD, ROBERT/CW	1.24	\$0.47	\$20.00	\$20.00
BANCROFT, PAUL/0013	313.86	\$118.42		\$114.27
BARKER, CURT/45	146.34	\$55.21		\$53.28
BARKER, RICHARD C/39-A	167.42	\$63.17		\$60.95
BARNETT, DELBERT/0024	621.88	\$234.64		\$226.42
BARRIE FAMILY PART/40	23.00	\$8.68	\$20.00	\$20.00
BARSHICK, RAY/18-B	67.59	\$25.50		\$24.61
BASLINE CANAL CO/55-C	3,484.22	\$1,314.64		\$1,268.55
BASHAW, GERALD/45	44.80	\$16.90	\$20.00	\$20.00
BASS, JOHN/17-C	0.00	\$0.00	\$20.00	\$20.00
BAZOVSKY, JOHN/22	10.16	\$3.83	\$20.00	\$20.00
BECK, ROSE/33	0.00	\$0.00	\$20.00	\$20.00
BECK, THOMAS/45	132.76	\$50.09		\$48.34
BELLEVUE FARMS INC/45	1,029.61	\$388.48		\$374.86
BENSON, DOUG/55-C	29.14	\$10.99	\$20.00	\$20.00
BIDDLE, STEPHEN/45	238.18	\$89.87		\$86.72
BIG WOOD CANAL CO	91,488.02	\$34,519.64		\$33,309.41
BILBAO, ALEX/0023	164.71	\$62.15		\$59.97
BITTON,JEFFERY M/50	42.57	\$16.06	\$20.00	\$20.00
BLAINE CTY SCHOOL/22	134.32	\$50.68		\$48.91
BLAKE, GREGORY/45	6.31	\$2.38	\$20.00	\$20.00
BLECHMAN, FREDRICK/13	0.00	\$0.00	\$20.00	\$20.00
BLOOMFIELD, KIRSTEN/18	0.00	\$0.00	\$20.00	\$20.00
BLOOMFIELD, ROBERT/10	74.33	\$28.04		\$27.06
BOBBITT, WILLIAM/50	17.66	\$6.66	\$20.00	\$20.00
BODNER, LISELOTTE/22	114.00	\$43.01		\$41.51

WATER DISTRICT 37  
ANNUAL REPORT  
1999

NAME	FIVE YEAR ESTIMATED		MINIMUM	COST
	AVERAGE	SHARE		
BONTRAGER, CARL/17-A1	0.00	\$0.00	\$20.00	\$20.00
BOUTTIER, ROBERT/42-P3	18.10	\$6.83	\$20.00	\$20.00
BRAMON, FRANK/43	20.72	\$7.82	\$20.00	\$20.00
BRANDMAN, CRAIG/17-B	0.00	\$0.00	\$20.00	\$20.00
BRAUN, DON/0024	370.94	\$139.96		\$135.05
BROWN, FREDRICK/50	71.10	\$26.83		\$25.89
BROWN, HAROLD/0029	31.44	\$11.86	\$20.00	\$20.00
BROWN, JOHN/22	13.29	\$5.02	\$20.00	\$20.00
BROWN, WILLIAM/45	89.60	\$33.81		\$32.62
BROWNING, CARL/45	45.31	\$17.09	\$20.00	\$20.00
BRYANT III, ERNEST/CW/69	54.42	\$20.53		\$19.81
BURK, WAYNE/33	1.42	\$0.54	\$20.00	\$20.00
BUSS, RONALD/18	0.00	\$0.00	\$20.00	\$20.00
CAMERON, ED/50	145.88	\$55.04		\$53.11
CAMPION, LYNN/22-P1	25.99	\$9.81	\$20.00	\$20.00
CAPPS, LARRY/0026	100.38	\$37.88		\$36.55
CARPENTER, LAVERNE/020	112.32	\$42.38		\$40.89
CARR, GEORGE C/11	24.18	\$9.12	\$20.00	\$20.00
CASTLE JR, WILLIS/44	0.00	\$0.00	\$20.00	\$20.00
CASTLE, RONALD B/44	0.00	\$0.00	\$20.00	\$20.00
CHAPMAN, JOHN/24	0.00	\$0.00	\$20.00	\$20.00
CHAPMAN, JOHN/25	5.70	\$2.15	\$20.00	\$20.00
CITY OF HAILEY/22	46.90	\$17.70	\$20.00	\$20.00
CLARK, SCOTT/42-P1	2.40	\$0.91	\$20.00	\$20.00
CLARK, SCOTT/42-P2	3.70	\$1.40	\$20.00	\$20.00
CLIFFORD, WILLIAM/22	10.36	\$3.91	\$20.00	\$20.00
COHEN, EARL/09	4.89	\$1.85	\$20.00	\$20.00
COLLINS, PATRICK/18	0.00	\$0.00	\$20.00	\$20.00
CORD, CHARLES/22	358.16	\$135.14		\$130.40
CORIELL, RANDY/22	5.27	\$1.99	\$20.00	\$20.00
COTTONWOOD CREEK/22	129.83	\$48.99		\$47.27
COULTHARD, WILLIAM/18	0.00	\$0.00	\$20.00	\$20.00
COVE RANCH INC/45	5,641.91	\$2,128.77		\$2,054.13
COYOTE BLUFF INC/22	101.63	\$38.35		\$37.00
CROPPER, DAVID/22	89.08	\$33.61		\$32.43
CRUZ, ALFREDO/0025	1.98	\$0.75	\$20.00	\$20.00
DALE, EDWARD/18-A	395.71	\$149.31		\$144.07
DALTON & SONS/26	200.76	\$75.75		\$73.09
DALTON, RICHARD/0040	618.16	\$233.24		\$225.06
DALZELL, T PAUL/0-P	0.00	\$0.00	\$20.00	\$20.00
DAYLEY, JOHN/50	20.08	\$7.57	\$20.00	\$20.00
DILWORTH, BRYAN/50	20.20	\$7.62	\$20.00	\$20.00

WATER DISTRICT 37  
ANNUAL REPORT  
1999

NAME	FIVE YEAR AVERAGE	ESTIMATED SHARE	MINIMUM	COST
DINGES, RICHARD /CW/82	230.18	\$86.85		\$83.80
DISBENNETT, OTIS/45	32.07	\$12.10	\$20.00	\$20.00
DISTRICT CANAL CO/45	578.96	\$218.45		\$210.79
DIVINE, TED/44	212.27	\$80.09		\$77.29
DOUTHIT & DUDLEY/45	17.70	\$6.68	\$20.00	\$20.00
DOW, STEPHEN/18	0.00	\$0.00	\$20.00	\$20.00
DOWNHILL, JUDY/50	59.82	\$22.57		\$21.78
DREXLER, JUANITA/22	11.05	\$4.17	\$20.00	\$20.00
DREYER, ROBERT/75-P	110.63	\$41.74		\$40.28
DRIEVER, DOUGLAS/45	9.86	\$3.72	\$20.00	\$20.00
DRUSSEL, GENE/45	80.48	\$30.36		\$29.30
DRUSSEL, HAROLD/55-C	744.00	\$280.72		\$270.88
DRY CREEK PARTNERS/26	276.05	\$104.16		\$100.50
DUMKE, EDMUND/22	123.87	\$46.74		\$45.10
DUNINICK, KATHY/42-P1	46.35	\$17.49	\$20.00	\$20.00
DUNINICK, KATHY/42-P2	46.71	\$17.62	\$20.00	\$20.00
DYE, LEWIS WM/55-C	212.48	\$80.17		\$77.36
EAKIN, JIM/45	746.58	\$281.70		\$271.82
EAST FORK CORP/18	0.00	\$0.00	\$20.00	\$20.00
ECCLES, S F/22	444.38	\$167.67		\$161.79
ECCLES, S F/33	607.32	\$229.15		\$221.12
EDEN, GARY/0023	108.04	\$40.76		\$39.34
EITTREIM, BILL/38-P1	2.60	\$0.98	\$20.00	\$20.00
ELEKTON CORP/45	267.34	\$100.87		\$97.33
EMB HAILEY L P/22	690.86	\$260.67		\$251.53
ERWIN, FRANK/041	179.90	\$67.88		\$65.50
EVANS, BILL/39	6.00	\$2.26	\$20.00	\$20.00
FARRINGTON, GARY/50	284.32	\$107.28		\$103.52
FAWN CREEK PARTNER/26P	17.40	\$6.57	\$20.00	\$20.00
FIGGE JR, JAMES/33	50.35	\$19.00	\$20.00	\$20.00
FLYING HEART SUBDIV/29	773.12	\$291.71		\$281.48
FLYNN, RICHARD/0029	207.97	\$78.47		\$75.72
FORSTMANN, CANDIDA/35	0.00	\$0.00	\$20.00	\$20.00
FOSNOT, ROBERT/45	84.61	\$31.92		\$30.80
FRANCE INC/0029	502.76	\$189.70		\$183.05
FREDRICKSON, EDITH/74	17.00	\$6.41	\$20.00	\$20.00
FREDRICKSON, EDITH/75	0.00	\$0.00	\$20.00	\$20.00
FRIEDLY, KEITH/22	3.63	\$1.37	\$20.00	\$20.00
GARDNER, ROBERT/45	2,664.99	\$1,005.54		\$970.28
GARDNER, STEPHEN/18	0.00	\$0.00	\$20.00	\$20.00
GARNER, REX/32-P3	0.92	\$0.35	\$20.00	\$20.00
GIMLET PROPERTIES/09	821.42	\$309.93		\$299.07

WATER DISTRICT 37  
ANNUAL REPORT  
1999

NAME	FIVE YEAR AVERAGE	ESTIMATED SHARE	MINIMUM	COST
GIRTON, RALPH/42-P	18.06	\$6.81	\$20.00	\$20.00
GIRTON, RALPH/42-P1	2.49	\$0.94	\$20.00	\$20.00
GLENDALE FARMS PART/49	464.05	\$175.09		\$168.95
GOOLD, GENE/0005	180.74	\$68.20		\$65.81
GORDON, H JACK/18	0.00	\$0.00	\$20.00	\$20.00
GOVE, JAY/45	83.32	\$31.44		\$30.34
GRABHER, ELMAR/22	10.30	\$3.89	\$20.00	\$20.00
GRAND-JEAN, LISA/39	8.80	\$3.32	\$20.00	\$20.00
GRANT, BILL/45	42.99	\$16.22	\$20.00	\$20.00
GRAY, ELIZABETH/10	19.32	\$7.29	\$20.00	\$20.00
GRAYSTONE INC/10	134.70	\$50.83		\$49.04
GRAYSTONE INC/NONCON	795.04	\$299.98		\$289.46
GREGORY RANCH LLC/45	294.07	\$110.96		\$107.07
GRIFFIN RANCH ASSN/45	99.16	\$37.41		\$36.10
GRIFFIN, Z WAYNE/22	6.50	\$2.45	\$20.00	\$20.00
GRIGSBY, JUDITH P/45	19.72	\$7.44	\$20.00	\$20.00
GROSSMAN, SAM/005	629.40	\$237.48		\$229.15
GROVE CREEK ASSN/12	0.00	\$0.00	\$20.00	\$20.00
H G 2 LMTD PARTNS/45	846.40	\$319.36		\$308.16
HACK, ED & DENISE/0023	74.43	\$28.08		\$27.10
HACK, EDWARD/0023	3.46	\$1.30	\$20.00	\$20.00
HANNA, EDITH P/21-P3	0.73	\$0.28	\$20.00	\$20.00
HANSON, THOMAS/22	23.59	\$8.90	\$20.00	\$20.00
HARAD, GEORGE/23-P	1.46	\$0.55	\$20.00	\$20.00
HARDEE, DAN/49	31.81	\$12.00	\$20.00	\$20.00
HARRIS, DALE/0025	89.22	\$33.66		\$32.48
HARRIS, MICHAEL/45	795.22	\$300.05		\$289.53
HAUGH, CHRIS/42A	129.88	\$49.01		\$47.29
HEAD, DERRIS/33	23.26	\$8.77	\$20.00	\$20.00
HEATHERLAND HOMEOWN/13	48.36	\$18.25	\$20.00	\$20.00
HENESSEY, DAVID/22	8.96	\$3.38	\$20.00	\$20.00
HENRY, MARK/45	70.81	\$26.72		\$25.78
HERR, ED/55C	59.55	\$22.47		\$21.68
HIAWATHA CANAL CO/22	260.56	\$98.31		\$94.87
HIBBARD, GARY/22	74.74	\$28.20		\$27.21
HICKEY, THOMAS/22	42.98	\$16.22	\$20.00	\$20.00
HOFFMAN, MITCHELL/44	0.00	\$0.00	\$20.00	\$20.00
HOUSE, RUPERT/17-A	54.04	\$20.39		\$19.68
HUF N PUF TRUST	0.00	\$0.00	\$20.00	\$20.00
HURLESS, MICHAEL/49	21.83	\$8.24	\$20.00	\$20.00
HUTCHINSON, DAVID/18	0.00	\$0.00	\$20.00	\$20.00
HUYSER, ALTON/CW/68	460.33	\$173.69		\$167.60

WATER DISTRICT 37  
ANNUAL REPORT  
1999

NAME	FIVE YEAR AVERAGE	ESTIMATED SHARE	MINIMUM	COST
HYNDMAN HOMEOWNERS/17C	0.00	\$0.00	\$20.00	\$20.00
IDA DEPT OF PARKS/0041	441.58	\$166.61		\$160.77
IDA PARK FOUNDATION/03	449.92	\$169.76		\$163.81
IENT, CORNELIUS/0022	480.98	\$181.48		\$175.12
INBAR, OFER/CW/63-P	17.91	\$6.76	\$20.00	\$20.00
J D SPRING CR RANCH/68	6.88	\$2.60	\$20.00	\$20.00
J D SPRING CR RANCH/71	310.95	\$117.33		\$113.21
J D SPRING CR RANCH/73	2.80	\$1.06	\$20.00	\$20.00
J D SPRING CR RNCH/71A	367.89	\$138.81		\$133.94
J D SPRING CR RNCH/76P	0.00	\$0.00	\$20.00	\$20.00
J D SPRING CR RNCH/77P	296.42	\$111.84		\$107.92
J R J INC/85-P	13.20	\$4.98	\$20.00	\$20.00
JARMUSZ, DIANE/45	30.73	\$11.59	\$20.00	\$20.00
JENER/0041	177.10	\$66.82		\$64.48
JOHN BROWN INC/50	1,574.63	\$594.13		\$573.30
JOHNSON, CHARLES/22	42.98	\$16.22	\$20.00	\$20.00
JOHNSON, RANDY/33	0.00	\$0.00	\$20.00	\$20.00
JOHNSON, ROBIN/35-P	98.75	\$37.26		\$35.95
JUSTUS, DON/32	0.00	\$0.00	\$20.00	\$20.00
JUSTUS, DON/33	113.73	\$42.91		\$41.41
KACALEK, MARGARET/50	22.01	\$8.30	\$20.00	\$20.00
KANTENWEIN, REID/45	25.25	\$9.53	\$20.00	\$20.00
KATERMAN, SCOTT/13	4.32	\$1.63	\$20.00	\$20.00
KAUDER, EDWARD/33	0.00	\$0.00	\$20.00	\$20.00
KEADING, RANDY/0017	220.47	\$83.19		\$80.27
KENNEDY, TOM/22	10.21	\$3.85	\$20.00	\$20.00
KOCHERT, MICHAEL/0025	76.64	\$28.92		\$27.90
KOENIG & GRABHER/05	0.00	\$0.00	\$20.00	\$20.00
KOONCE, JIM/22	20.03	\$7.56	\$20.00	\$20.00
KOTIGA, ROD/55-C	0.00	\$0.00	\$20.00	\$20.00
KOYLE HYDRO/37KW	5,909.94	\$2,229.90		\$2,151.72
KUKURIN, JIM/22	5.21	\$1.97	\$20.00	\$20.00
KYES, WILLIAM/50	27.62	\$10.42	\$20.00	\$20.00
LAGUNAS, FRANCISCO/0025	9.90	\$3.74	\$20.00	\$20.00
LANE RANCH HOMEOWN/07	135.90	\$51.28		\$49.48
LAU, C REID/55-C	37.63	\$14.20	\$20.00	\$20.00
LAWSON, ED/33	39.54	\$14.92	\$20.00	\$20.00
LECKENBY, ANDY G/31-P	1.33	\$0.50	\$20.00	\$20.00
LEET, WILLIAM/55-C	548.67	\$207.02		\$199.76
LEGUINECHE, JOE/0027	363.00	\$136.96		\$132.16
LEMOYNE, HARRY/49	0.00	\$0.00	\$20.00	\$20.00
LETE, JUDY/50	33.26	\$12.55	\$20.00	\$20.00

WATER DISTRICT 37  
ANNUAL REPORT  
1999

NAME	FIVE YEAR ESTIMATED		MINIMUM	COST
	AVERAGE	SHARE		
LEWIS, LEROY/37	46.45	\$17.53	\$20.00	\$20.00
LIERMANN, SHELIA/18	0.00	\$0.00	\$20.00	\$20.00
LOGAN, ROBERT/45	126.56	\$47.75		\$46.08
LUFKIN, ELISE/21-P2	136.68	\$51.57		\$49.76
M & M FARMS/0033	259.23	\$97.81		\$94.38
MACK, EDWARD/35A	4.11	\$1.55	\$20.00	\$20.00
MAGIC HYDRO CORP	1,370.00	\$516.92		\$498.80
MAIN, ROBERT/18	0.00	\$0.00	\$20.00	\$20.00
MAINE, JOHN/33	19.14	\$7.22	\$20.00	\$20.00
MAJORS, JOHN/49	13.64	\$5.15	\$20.00	\$20.00
MANN, GREGORY/45	123.17	\$46.47		\$44.84
MANNING, DAN/45	62.32	\$23.52		\$22.69
MANNINO, DOMINIC/49	0.00	\$0.00	\$20.00	\$20.00
MARSHALL, GLEN/45	177.37	\$66.92		\$64.58
MC CABE, ROBERT/0039	113.98	\$43.01		\$41.50
MC CANN, MIKE/0-P1	0.00	\$0.00	\$20.00	\$20.00
MC CAW, BRUCE/17	100.42	\$37.89		\$36.56
MC CAW, JOHN/004	629.04	\$237.35		\$229.03
MC CAW, JOHN/22	23.95	\$9.04	\$20.00	\$20.00
MC CORMACK, KENNETH/22	10.21	\$3.85	\$20.00	\$20.00
MC CRAY, MELANIE/45	15.28	\$5.77	\$20.00	\$20.00
MC DADE, ERNEST/CW/93	62.91	\$23.74		\$22.90
MC GONIGAL, JOHN/57F	346.65	\$130.79		\$126.21
MC GONIGAL, JOHN/73	1.68	\$0.63	\$20.00	\$20.00
MC GRAW, MICHAEL/22	0.00	\$0.00	\$20.00	\$20.00
MC ILHENNY, SCOTT/33	22.50	\$8.49	\$20.00	\$20.00
MC LEAN, WILLIAM/18	0.00	\$0.00	\$20.00	\$20.00
MILLER, MAURICE/45	9.36	\$3.53	\$20.00	\$20.00
MIRAMS, WILLIAM/35-A	28.35	\$10.70	\$20.00	\$20.00
MITCHELL, ROBERT/17-C1	121.98	\$46.02		\$44.41
MIZER, MARY/22	8.96	\$3.38	\$20.00	\$20.00
MOHR, STEVEN/0020	63.67	\$24.02		\$23.18
MOLYNEUX, A W/ 55-C	1,211.14	\$456.98		\$440.96
MOLYNEUX, A W/56-D	749.89	\$282.94		\$273.02
MONHEIMER, STEVENSON/45	233.27	\$88.02		\$84.93
MOORE, LLOYD/45	138.26	\$52.17		\$50.34
MORROW, DAIVD/033-P	148.96	\$56.20		\$54.23
MURPHY, WILLIAM H/50	59.82	\$22.57		\$21.78
MYERS, KEITH/45	12.03	\$4.54	\$20.00	\$20.00
NACHTMAN, FRANK/55-C	52.14	\$19.67	\$20.00	\$20.00
NALEN, CRAIG/18	0.00	\$0.00	\$20.00	\$20.00
NEGREPONTE, CHARLES/55	10.65	\$4.02	\$20.00	\$20.00

WATER DISTRICT 37  
ANNUAL REPORT  
1999

NAME	FIVE YEAR AVERAGE	ESTIMATED SHARE	MINIMUM	COST
NELSON, RICHARD/22	4.35	\$1.64	\$20.00	\$20.00
NEW DEER CR RANCH/22-P	424.09	\$160.01		\$154.40
NEWELL, CHUCK/CW/70	72.29	\$27.27		\$26.32
NISSON, DON/45	94.43	\$35.63		\$34.38
NISSON, JIM/45	109.48	\$41.31		\$39.86
NO SIDE CANAL CO/Y&Z	37,277.60	\$14,065.33		\$13,572.21
NORTH STAR RANCHES/45	241.09	\$90.97		\$87.78
O BRIEN, DENNIS/50	16.93	\$6.39	\$20.00	\$20.00
O GARA, EDWARD/29-A	17.74	\$6.69	\$20.00	\$20.00
O GARA, THOMAS/45	112.95	\$42.62		\$41.12
O GARA, THOMAS/55-C	1,509.70	\$569.63		\$549.66
O'BRIEN, KEVIN/21	68.88	\$25.99		\$25.08
OHLINGER, KENNETH/CW/76	323.39	\$122.02		\$117.74
O'KEON, DR. MEL/45	20.45	\$7.71	\$20.00	\$20.00
OLSON, TOM	14.34	\$5.41	\$20.00	\$20.00
O'MALEY, PATRICK/0026	100.38	\$37.88		\$36.55
OPPENHIEMER, HARRY/45	18.66	\$7.04	\$20.00	\$20.00
OPPIO FAMILY LMTD/0038	374.53	\$141.31		\$136.36
OSBORN, GARY/35-P2&P3	79.80	\$30.11		\$29.05
PALACIO, WILLIAM/0030	14.51	\$5.48	\$20.00	\$20.00
PALMER, MARK/50	28.02	\$10.57	\$20.00	\$20.00
PARKER, JACK/38-P	0.00	\$0.00	\$20.00	\$20.00
PEAK, DONALD/0020	36.84	\$13.90	\$20.00	\$20.00
PECK, THOMAS/41	57.08	\$21.54		\$20.78
PERRY, DEE BROWN/50	28.44	\$10.73	\$20.00	\$20.00
PETERSON, G CHAPMAN/45	1,408.52	\$531.45		\$512.82
PHILLIPS, JAMES/22	42.98	\$16.22	\$20.00	\$20.00
PIERSON, MARVIN/0029	310.15	\$117.02		\$112.92
PIONEER MOON, LLC/19	19.20	\$7.24	\$20.00	\$20.00
POPPY, JAMES/24	164.82	\$62.19		\$60.01
PORTER, RICHARD/17C	0.00	\$0.00	\$20.00	\$20.00
POWERS, DOUGLAS/45	10.98	\$4.14	\$20.00	\$20.00
PRICE, BRUCE/45	10.41	\$3.93	\$20.00	\$20.00
PULLEN, ROBERT/22	1.09	\$0.41	\$20.00	\$20.00
RAGONE, ELLYN SUE/75	41.72	\$15.74	\$20.00	\$20.00
RAVENS CROFT HYDRO/39KW	4,429.62	\$1,671.35		\$1,612.76
RED DEVIL HOMEOWNERS	65.81	\$24.83		\$23.96
REED, VIRGINA/55-C	267.40	\$100.90		\$97.36
REMBER, CRAIG/50	97.11	\$36.64		\$35.35
RICE, JEFFERY K/22	10.21	\$3.85	\$20.00	\$20.00
RICHMOND, TOM/22	1.76	\$0.66	\$20.00	\$20.00
RINKER, HARRY/11	1,252.90	\$472.74		\$456.16

WATER DISTRICT 37  
ANNUAL REPORT  
1999

NAME	FIVE YEAR AVERAGE	ESTIMATED SHARE	MINIMUM	COST
RINKER, HARRY/21-P	22.94	\$8.65	\$20.00	\$20.00
RINKER, HARRY/22	1,018.08	\$384.13		\$370.67
RINKER, HARRY/24	27.00	\$10.19	\$20.00	\$20.00
RINKER, HARRY/25	143.91	\$54.30		\$52.40
RINKER, HARRY/45	199.16	\$75.15		\$72.51
RINKER, ROD/11-11A	1,513.74	\$571.16		\$551.13
RINKER/PURDUM POND	64.00	\$24.15		\$23.30
RIVERS EDGE/10	413.60	\$156.06		\$150.59
RIXON, CARL/0035-P6	22.32	\$8.42	\$20.00	\$20.00
RJT FARMING INC/0040	88.31	\$33.32		\$32.15
ROBBINS TRUST/19	397.12	\$149.84		\$144.59
ROOS, BRAD/33	53.13	\$20.05		\$19.34
SABALA, DEAN/0025	146.11	\$55.13		\$53.20
SAMPLE, W K/50/GW	40.15	\$15.15	\$20.00	\$20.00
SAMSON, HELEN/22	5.88	\$2.22	\$20.00	\$20.00
SANT, MIKE/0020	102.48	\$38.67		\$37.31
SAVARIA, JIM/22	42.98	\$16.22	\$20.00	\$20.00
SAWTOOTH COM GARDEN/22	4.52	\$1.71	\$20.00	\$20.00
SCHOESSLER, KENNETH/55-C	334.76	\$126.31		\$121.88
SCHOESSLER, RUTH/55-C	336.08	\$126.81		\$122.36
SCHRYVER, LAURIE/22	2.83	\$1.07	\$20.00	\$20.00
SCOTT, JEANNE/72	213.85	\$80.69		\$77.86
SCROGGINS, ARTHUR/0029	14.29	\$5.39	\$20.00	\$20.00
SEVERE, BERTHA/0032	30.03	\$11.33	\$20.00	\$20.00
SHAW, ROBERT E/18	0.00	\$0.00	\$20.00	\$20.00
SHEFFER, MICHAEL/22	10.21	\$3.85	\$20.00	\$20.00
SHERBINE, ROCKY/45	258.32	\$97.47		\$94.05
SHERBINE, WILLAIM/55-C	1,332.29	\$502.69		\$485.07
SHERWOOD, ROBERT/10	795.04	\$299.98		\$289.46
SHIELDS, BUTCH/0020	37.88	\$14.29	\$20.00	\$20.00
SHOOLROY, MICHAEL/55-C	9.53	\$3.60	\$20.00	\$20.00
SILVA, CORWIN/0019	125.65	\$47.41		\$45.75
SILVER CREEK FARMS/45	149.49	\$56.41		\$54.43
SLIMAN L & L/0031P	36.05	\$13.60	\$20.00	\$20.00
SLIMAN, LESTER/0029	54.32	\$20.50		\$19.78
SMITH & ROD/39	8.03	\$3.03	\$20.00	\$20.00
SMITH, KENNETH/50	34.28	\$12.93	\$20.00	\$20.00
SORENSEN, GORDON/0003	809.67	\$305.50		\$294.79
SOUTH 36 LT/50	107.57	\$40.59		\$39.16
SOUTH GIMLET USER/11A	1,802.06	\$679.94		\$656.10
STARWEATHER SUBDIV/20	77.72	\$29.33		\$28.30
STATE OF IDAHO/22	267.72	\$101.02		\$97.47

WATER DISTRICT 37  
ANNUAL REPORT  
1999

NAME	FIVE YEAR AVERAGE	ESTIMATED SHARE	MINIMUM	COST
STEPHENSON, FRANK/45	6.54	\$2.47	\$20.00	\$20.00
STEVENSON, JOHN/45	960.97	\$362.59		\$349.88
STEVENSON, TRIANGLE/45	1,483.72	\$559.83		\$540.20
STEVENSON, JOHN FELL/45	113.91	\$42.98		\$41.47
STEWART, ELLA/0035-P1	46.29	\$17.47	\$20.00	\$20.00
STINSON, LES/45	31.45	\$11.87	\$20.00	\$20.00
STRICKER, ED/45	88.29	\$33.31		\$32.14
STRUTHERS, ROBERT/45	390.59	\$147.38		\$142.21
STUART, HADLEY/61	4,233.20	\$1,597.24		\$1,541.24
STUART, HADLEY/64	74.00	\$27.92		\$26.94
STURTEVANT, GREGG/22	11.68	\$4.41	\$20.00	\$20.00
SUN VALLEY INC/1	1,871.66	\$706.20		\$681.44
SUN VALLEY INC/2	544.90	\$205.60		\$198.39
SUN VALLEY INC/P1	0.00	\$0.00	\$20.00	\$20.00
SUNBEAM HOLDING TR/55C	152.73	\$57.63		\$55.61
SUTTON & SELGEREN/P-2	629.21	\$237.41		\$229.09
SWANSON, MELVIN/45	152.06	\$57.37		\$55.36
TABER, DON/CW/66	206.28	\$77.83		\$75.10
TEMPEL, BRIAN/50	13.25	\$5.00	\$20.00	\$20.00
THE MEADOWS/10	566.70	\$213.82		\$206.33
THOMAS, PARRY/30	199.80	\$75.39		\$72.74
THOMPSON, GENE/18	0.00	\$0.00	\$20.00	\$20.00
THOMPSON, MAX/40-P1	0.00	\$0.00	\$20.00	\$20.00
THONRNTON, LARRY/62	247.01	\$93.20		\$89.93
THORNTON, ROD/22	3.63	\$1.37	\$20.00	\$20.00
THUNDER MEADOWS/18	953.36	\$359.72		\$347.11
TIDWELL, BRUCE/40	0.00	\$0.00	\$20.00	\$20.00
TIERNEY, THOMAS/22	22.71	\$8.57	\$20.00	\$20.00
TOMASI, BARBARA/50	0.00	\$0.00	\$20.00	\$20.00
TOOTHMAN, JIM/50	25.96	\$9.79	\$20.00	\$20.00
TOPIARY HOLDINGS/21-P3	1.40	\$0.53	\$20.00	\$20.00
TURNER, DARREN/44	0.00	\$0.00	\$20.00	\$20.00
TUTTLE, DONNA/20	6.63	\$2.50	\$20.00	\$20.00
ULRICH, ROBERT/45	17.66	\$6.66	\$20.00	\$20.00
VANOFF, NICK/33	113.73	\$42.91		\$41.41
VANOFF, NICK/34	173.87	\$65.60		\$63.30
VANOFF, NICK/45	52.41	\$19.77	\$20.00	\$20.00
VARIN, JOHN/CW/80	12.80	\$4.83	\$20.00	\$20.00
VOS, MICHAEL/0041	310.33	\$117.09		\$112.99
W P LIVING TRUST/15-P1	0.00	\$0.00	\$20.00	\$20.00
WALKER, JIM/45	187.97	\$70.93		\$68.44
WARM SPRINGS GOLF/06-P	206.02	\$77.74		\$75.01
WARM SRPINGS GOLF/06	188.00	\$70.93		\$68.45
WASHINGTON ASPHALT/55	343.70	\$129.68		\$125.14
WEBBER, BRIAN/18	0.00	\$0.00	\$20.00	\$20.00
WENNER, JANN/35	256.60	\$96.82		\$93.42
WESTENDORF, KURT/0023	437.95	\$165.25		\$159.45
WESTON, MARDENE/72	261.35	\$98.61		\$95.15
WEYYAKIN PARTNERS/03	656.13	\$247.57		\$238.89
WHITAKER III, WM/45	8.17	\$3.08	\$20.00	\$20.00

WATER DISTRICT 37  
ANNUAL REPORT  
1999

NAME	FIVE YEAR AVERAGE	ESTIMATED SHARE	MINIMUM	COST
WILCOX, RONALD/22	209.26	\$78.96		\$76.19
WILLARD, MICHAEL/22	2.63	\$0.99	\$20.00	\$20.00
WILLIS, BRUCE/27	658.85	\$248.59		\$239.88
WILSON, DWIGHT/55-C	56.39	\$21.28		\$20.53
WINGATE, ANNE/38	0.00	\$0.00	\$20.00	\$20.00
WISE, MRS GEORGE/37-A	6.87	\$2.59	\$20.00	\$20.00
WOOD RIVER CC/22	727.14	\$274.36		\$264.74
WOOD RIVER RANCHES/50	598.49	\$225.82		\$217.90
WOOD RIVER RANCHES/57F	58.80	\$22.19		\$21.41
WOOD RIVER RANCHES/62	1,533.68	\$578.68		\$558.39
WOODLAND %J VILLA/25	33.59	\$12.67	\$20.00	\$20.00
WOODLAND, THOMAS/0029	22.46	\$8.47	\$20.00	\$20.00
WYAN, DOUGLAS/50	34.03	\$12.84	\$20.00	\$20.00
Y 3 RANCH/63	394.15	\$148.72		\$143.50
ZACCARDI, CATHY/55-C	118.20	\$44.60		\$43.03
ZAJAC, KENNETH/50	25.96	\$9.79	\$20.00	\$20.00
ZELLAR, PAUL/0040	441.54	\$166.60		\$160.76
ZIKER, RICHARD/45	15.10	\$5.70	\$20.00	\$20.00
	225,987.29	\$85,268.00	\$4,060.00	\$85,301.52

TOTAL ESTIMATED EXPENSES	\$85,268.00
FIRST UNIT COST	\$0.38
SECOND UNIT COST	\$0.36
MINIMUM COST	\$20.00

WATER DISTRICT 37  
ANNUAL REPORT  
1999

NAME	CFS 1995	CFS 1996	CFS 1997	CFS 1998	CFS 1999	FIVE YEAR AVERAGE
4 BROS DAIRY INC/0027	371.20	425.40	382.00	387.00	557.00	424.52
ADAMS, RUTH/0029	12.80	14.60	11.00	13.00	12.00	12.68
ADICOFF, SAMUEL/18		0.00	0.00	0.00	0.00	0.00
AITKENS, WILLIAM/45	4.92	4.32	4.99	6.46	6.04	5.35
ALFS, DONNA/22	9.87	12.25	10.21	9.94	9.53	10.36
AMERICAN FALLS # 2	381.67	309.20	195.43	543.88	250.63	336.16
ANCHUSTEGUI, ALEX/CW/63	466.67	295.35	367.30	291.82	378.12	359.85
ANDERSON, DON/0P3	25.00	23.40	28.00	27.00	27.00	26.08
ANDERSON, RICHARD/33	2.00	2.39	3.85	3.71	2.27	2.84
ANDERSON, T E/0041	74.81	75.13	221.48	129.93	398.17	179.90
ARKOOSH CATTLE/CW/78	169.93	222.31	274.65	200.68	200.35	213.58
ARKOOSH, BONNIE/0027	38.50	56.50	44.00	74.00	71.00	56.80
ARTEMIS INVESTORS/18		0.00	0.00	0.00	0.00	0.00
ATKINSON, DON/15P	0.00	0.00	0.00	0.00	0.00	0.00
B S RANCH/45	0.00	0.00	76.16	90.03	105.65	54.37
BALLARD, ROBERT/CW	1.50	1.50	0.94	0.75	1.50	1.24
BANCROFT, PAUL/0013	216.68	332.60	393.00	326.00	301.00	313.86
BARKER, CURT/45	142.22	115.69	149.58	148.04	176.15	146.34
BARKER, RICHARD C/39-A	147.14	156.95	168.00	187.00	178.00	167.42
BARNETT, DELBERT/0024	592.40	638.00	656.00	647.00	576.00	621.88
BARRIE FAMILY PART/40	115.00	0.00	0.00	0.00	0.00	23.00
BARSHICK, RAY/18-B	60.08	65.86	69.00	85.00	58.00	67.59
BASLINE CANAL CO/55-C	4,477.98	4,273.54	2,523.87	3,682.14	2,463.56	3,484.22
BASHAW, GERALD/45	42.47	37.27	36.49	55.70	52.08	44.80
BASS, JOHN/17-C		0.00	0.00	0.00	0.00	0.00
BAZOVSKY, JOHN/22	9.87	11.24	10.21	9.94	9.53	10.16
BECK, ROSE/33	0.00	0.00	0.00	0.00	0.00	0.00
BECK, THOMAS/45	152.62	129.37	33.73	163.69	184.38	132.76
BELLEVUE FARMS INC/45	966.01	920.57	1,001.27	1,071.45	1,188.73	1,029.61
BENSON, DOUG/55-C	46.95	38.03	18.23	42.49	0.00	29.14
BIDDLE, STEPHEN/45	0.00	275.45	203.41	327.09	384.93	238.18
BIG WOOD CANAL CO	86,905.37	89,324.10	93,966.97	85,022.89	102,220.76	91,488.02
BILBAO, ALEX/0023	177.60	180.52	225.00	163.04	77.38	164.71
BITTON,JEFFERY M/50	0.00	156.27	18.97	19.04	18.59	42.57
BLAINE CTY SCHOOL/22	87.22	146.40	146.00	146.00	146.00	134.32
BLAKE, GREGORY/45		6.48	0.00	9.69	9.06	6.31
BLECHMAN, FREDRICK/13	0.00	0.00	0.00	0.00	0.00	0.00
BLOOMFIELD, KIRSTEN/18	0.00	0.00	0.00	0.00	0.00	0.00
BLOOMFIELD, ROBERT/10	83.08	67.58	80.86	70.86	69.26	74.33
BOBBITT, WILLIAM/50	33.56	11.16	14.41	13.57	15.61	17.66
BODNER, LISELOTTE/22	253.16	94.93	79.12	70.61	72.18	114.00

WATER DISTRICT 37  
ANNUAL REPORT  
1999

NAME	CFS 1995	CFS 1996	CFS 1997	CFS 1998	CFS 1999	FIVE YEAR AVERAGE
BONTRAGER, CARL/17-A1	0.00	0.00	0.00	0.00	0.00	0.00
BOUTTIER, ROBERT/42-P3	16.92	21.60	26.00	13.00	13.00	18.10
BRAMON, FRANK/43	0.00	25.62	26.00	26.00	26.00	20.72
BRANDMAN, CRAIG/17-B		0.00	0.00	0.00	0.00	0.00
BRAUN, DON/0024	359.10	399.60	302.00	424.00	370.00	370.94
BROWN, FREDRICK/50	55.66	67.63	81.27	75.85	75.10	71.10
BROWN, HAROLD/0029	32.00	31.20	32.00	32.00	30.00	31.44
BROWN, JOHN/22	0.00	24.35	0.00	42.12	0.00	13.29
BROWN, WILLIAM/45	84.91	74.53	72.99	111.40	104.16	89.60
BROWNING, CARL/45			38.08	45.02	52.82	45.31
BRYANT III, ERNEST/CW/69	63.50	66.22	54.53	50.17	37.68	54.42
BURK, WAYNE/33	1.00	1.19	1.92	1.86	1.14	1.42
BUSS, RONALD/18		0.00	0.00	0.00	0.00	0.00
CAMERON, ED/50	111.37	130.07	166.25	165.14	156.59	145.88
CAMPION, LYNN/22-P1	22.66	25.30	31.00	27.00	24.00	25.99
CAPPS, LARRY/0026	108.15	135.92	85.72	70.18	101.95	100.38
CARPENTER, LAVERNE/020	106.40	123.20	92.00	108.00	132.00	112.32
CARR, GEORGE C/11	41.26	3.23	28.20	28.01	20.20	24.18
CASTLE JR, WILLIS/44	0.00	0.00	0.00	0.00	0.00	0.00
CASTLE, RONALD B/44	0.00	0.00	0.00	0.00	0.00	0.00
CHAPMAN, JOHN/24	0.00	0.00	0.00	0.00	0.00	0.00
CHAPMAN, JOHN/25	12.48	6.65	5.74	2.47	1.17	5.70
CITY OF HAILEY/22	234.50	0.00	0.00	0.00	0.00	46.90
CLARK, SCOTT/42-P1	0.00	0.00	0.00	0.00	12.00	2.40
CLARK, SCOTT/42-P2	0.00	0.00	0.00	0.00	18.50	3.70
CLIFFORD, WILLIAM/22	9.87	12.25	10.21	9.94	9.53	10.36
COHEN, EARL/09	2.16	5.00	3.81	7.65	5.84	4.89
COLLINS, PATRICK/18		0.00	0.00	0.00	0.00	0.00
CORD, CHARLES/22	329.13	408.31	340.31	390.62	322.45	358.16
CORIELL, RANDY/22	4.11	5.10	4.25	4.88	8.00	5.27
COTTONWOOD CREEK/22	119.31	148.01	123.36	141.60	116.89	129.83
COULTHARD, WILLIAM/18		0.00	0.00	0.00	0.00	0.00
COVE RANCH INC/45	5,686.21	4,587.10	5,997.18	5,716.29	6,222.75	5,641.91
COYOTE BLUFF INC/22			162.50	110.14	32.25	101.63
CROPPER, DAVID/22	77.35	102.08	85.93	98.63	81.42	89.08
CRUZ, ALFREDO/0025	0.00	0.00	0.00	0.00	9.90	1.98
DALE, EDWARD/18-A	312.55	350.00	408.00	512.00	396.00	395.71
DALTON & SONS/26	216.30	271.84	171.43	140.35	203.89	200.76
DALTON, RICHARD/0040	388.85	531.51	666.07	715.33	789.02	618.16
DALZELL, T PAUL/O-P	0.00	0.00	0.00	0.00	0.00	0.00
DAYLEY, JOHN/50	0.00	0.00	34.02	34.14	32.22	20.08
DILWORTH, BRYAN/50	0.00	0.00	34.02	34.14	32.84	20.20

WATER DISTRICT 37  
ANNUAL REPORT  
1999

NAME	CFS 1995	CFS 1996	CFS 1997	CFS 1998	CFS 1999	FIVE YEAR AVERAGE
DINGES, RICHARD /CW/82	236.74	218.95	315.71	190.83	188.65	230.18
DISBENNETT, OTIS/45	34.46	34.71	34.96	29.06	27.17	32.07
DISTRICT CANAL CO/45	547.01	428.74	636.19	541.40	741.44	578.96
DIVINE, TED/44	154.45	237.92	255.00	218.00	196.00	212.27
DOUTHIT & DUDLEY/45	0.00	19.12	21.33	19.90	28.16	17.70
DOW, STEPHEN/18		0.00	0.00	0.00	0.00	0.00
DOWNHILL, JUDY/50	56.10	57.48	71.53	76.43	37.57	59.82
DREXLER, JUANITA/22	0.00	55.24	0.00	0.00	0.00	11.05
DREYER, ROBERT/75-P	83.12	116.04	128.00	97.00	129.00	110.63
DRIEVER, DOUGLAS/45	0.00	10.80	10.58	12.83	15.10	9.86
DRUSSEL, GENE/45	97.47	83.07	0.00	103.81	118.03	80.48
DRUSSEL, HAROLD/55-C	899.23	955.75	680.66	739.95	444.40	744.00
DRY CREEK PARTNERS/26	297.41	373.78	235.72	192.98	280.35	276.05
DUMKE, EDMUND/22	116.02	132.03	119.96	137.69	113.66	123.87
DUNINICK, KATHY/42-P1	72.44	64.33	45.00	38.00	12.00	46.35
DUNINICK, KATHY/42-P2	74.04	65.01	39.00	37.00	18.50	46.71
DYE, LEWIS WM/55-C	218.66	182.64	220.09	298.71	142.28	212.48
EAKIN, JIM/45	676.81	680.96	685.54	863.13	826.48	746.58
EAST FORK CORP/18		0.00	0.00	0.00	0.00	0.00
ECCLES, S F/22	0.00	714.54	259.49	683.58	564.29	444.38
ECCLES, S F/33	441.34	521.90	850.38	731.05	491.95	607.32
EDEN, GARY/0023	72.80	118.40	114.00	120.00	115.00	108.04
EITTREIM, BILL/38-P1	3.08	1.92	3.00	2.00	3.00	2.60
ELEKTON CORP/45	246.13	216.04	249.71	322.89	301.91	267.34
EMB HAILEY L P/22	681.30	820.70	684.02	629.34	638.95	690.86
ERWIN, FRANK/041	74.81	75.13	221.48	129.93	398.17	179.90
EVANS, BILL/39	0.00	0.00	0.00	0.00	30.00	6.00
FARRINGTON, GARY/50	223.52	229.01	328.43	329.60	311.03	284.32
FAWN CREEK PARTNER/26P	20.00	23.00	28.00	16.00	0.00	17.40
FIGGE JR, JAMES/33	5.76	209.00	12.00	10.00	15.00	50.35
FLYING HEART SUBDIV/29	896.90	739.72	720.00	787.00	722.00	773.12
FLYNN, RICHARD/0029	166.48	276.36	224.00	154.00	219.00	207.97
FORSTMANN, CANDIDA/35	0.00	0.00	0.00	0.00	0.00	0.00
FOSNOT, ROBERT/45	86.15	68.05	78.66	95.08	95.10	84.61
FRANCE INC/0029	515.92	552.88	481.00	485.00	479.00	502.76
FREDRICKSON, EDITH/74	0.00	0.00	85.00	0.00	0.00	17.00
FREDRICKSON, EDITH/75	0.00	0.00	0.00	0.00	0.00	0.00
FRIEDLY, KEITH/22	2.47	3.66	4.00	4.00	4.00	3.63
GARDNER, ROBERT/45	2,576.61	2,345.45	2,621.37	2,668.16	3,113.38	2,664.99
GARDNER, STEPHEN/18		0.00	0.00	0.00	0.00	0.00
GARNER, REX/32-P3	0.38	1.22	2.00	1.00	0.00	0.92
GIMLET PROPERTIES/09	702.56	1,054.86	476.19	956.35	917.16	821.42

WATER DISTRICT 37  
ANNUAL REPORT  
1999

NAME	CFS 1995	CFS 1996	CFS 1997	CFS 1998	CFS 1999	FIVE YEAR AVERAGE
GIRTON, RALPH/42-P	15.70	12.60	32.00	14.00	16.00	18.06
GIRTON, RALPH/42-P1	0.00	12.44	0.00	0.00	0.00	2.49
GLENDALE FARMS PART/49	504.50	520.59	508.29	389.79	397.06	464.05
GOOLD, GENE/0005	165.02	247.69	244.00	0.00	247.00	180.74
GORDON, H JACK/18		0.00	0.00	0.00	0.00	0.00
GOVE, JAY/45	83.07	72.91	71.40	86.58	102.65	83.32
GRABHER, ELMAR/22	0.00	51.50	0.00	0.00	0.00	10.30
GRAND-JEAN, LISA/39	0.00	10.98	11.00	11.00	11.00	8.80
GRANT, BILL/45	0.00	89.66	0.00	0.00	125.29	42.99
GRAY, ELIZABETH/10	78.32	0.00	7.14	5.82	5.30	19.32
GRAYSTONE INC/10	176.09	137.44	105.97	128.07	125.95	134.70
GRAYSTONE INC/NONCON	1,022.92	846.30	783.00	685.00	638.00	795.04
GREGORY RANCH LLC/45	270.74	237.64	274.68	355.18	332.10	294.07
GRIFFIN RANCH ASSN/45	0.00	495.80	0.00	0.00	0.00	99.16
GRIFFIN, Z WAYNE/22	11.52	0.00	7.00	7.00	7.00	6.50
GRIGSBY, JUDITH P/45	0.00	21.60	21.16	25.65	30.19	19.72
GROSSMAN, SAM/005	801.78	816.21	525.00	569.00	435.00	629.40
GROVE CREEK ASSN/12	0.00	0.00	0.00	0.00	0.00	0.00
H G 2 LMTD PARTNS/45	1,360.32	0.00	0.00	1,400.96	1,470.73	846.40
HACK, ED & DENISE/0023	91.20	77.07	70.67	80.54	52.69	74.43
HACK, EDWARD/0023	0.00	0.00	9.33	0.00	7.95	3.46
HANNA, EDITH P/21-P3	0.00	3.66	0.00	0.00	0.00	0.73
HANSON, THOMAS/22	23.04	26.22	23.82	22.68	22.20	23.59
HARAD, GEORGE/23-P	1.08	1.20	2.00	2.00	1.00	1.46
HARDEE, DAN/49	34.13	37.06	34.71	25.75	27.38	31.81
HARRIS, DALE/0025	73.98	95.74	106.00	101.58	68.80	89.22
HARRIS, MICHAEL/45	770.39	676.19	781.59	802.98	944.97	795.22
HAUGH, CHRIS/42A	128.80	125.60	124.00	136.00	135.00	129.88
HEAD, DERRIS/33	0.00	29.28	29.00	29.00	29.00	23.26
HEATHERLAND HOMEOWN/13	0.00	109.80	11.00	11.00	110.00	48.36
HENESSEY, DAVID/22	8.23	10.21	8.51	9.77	8.06	8.96
HENRY, MARK/45	75.23	60.24	67.19	62.70	88.71	70.81
HERR, ED/55C	113.76	92.16	44.17	0.00	47.65	59.55
HIAWATHA CANAL CO/22	239.44	297.05	247.58	284.17	234.58	260.56
HIBBARD, GARY/22	166.21	94.57	112.93	0.00	0.00	74.74
HICKEY, THOMAS/22	39.50	49.00	40.84	46.87	38.69	42.98
HOFFMAN, MITCHELL/44	0.00	0.00	0.00	0.00	0.00	0.00
HOUSE, RUPERT/17-A	47.20	50.00	57.00	60.00	56.00	54.04
HUF N PUF TRUST	0.00	0.00	0.00	0.00	0.00	0.00
HURLESS, MICHAEL/49	23.14	26.06	19.94	21.46	18.56	21.83
HUTCHINSON, DAVID/18		0.00	0.00	0.00	0.00	0.00
HUYSER, ALTON/CW/68	442.28	724.60	566.26	193.41	375.10	460.33

WATER DISTRICT 37  
ANNUAL REPORT  
1999

NAME	CFS 1995	CFS 1996	CFS 1997	CFS 1998	CFS 1999	FIVE YEAR AVERAGE
HYNDMAN HOMEOWNERS/17C	0.00	0.00	0.00	0.00	0.00	0.00
IDA DEPT OF PARKS/0041	235.47	299.20	985.57	578.17	109.50	441.58
IDA PARK FOUNDATION/03	538.84	427.37	405.56	460.07	417.76	449.92
IEST, CORNELIUS/0022	579.20	558.70	503.00	448.00	316.00	480.98
INBAR, OFER/CW/63-P	1.09	2.17	40.92	38.05	7.30	17.91
J D SPRING CR RANCH/68	0.00	8.40	26.00	0.00	0.00	6.88
J D SPRING CR RANCH/71	406.91	391.86	412.00	101.00	243.00	310.95
J D SPRING CR RANCH/73	0.00	14.00	0.00	0.00	0.00	2.80
J D SPRING CR RNCH/71A	294.58	435.86	301.00	302.00	506.00	367.89
J D SPRING CR RNCH/76P	0.00	0.00	0.00	0.00	0.00	0.00
J D SPRING CR RNCH/77P	214.23	326.87	379.00	286.00	276.00	296.42
J R J INC/85-P	0.00	0.00	33.00	33.00	0.00	13.20
JARMUSZ, DIANE/45	0.00	32.41	37.46	38.48	45.29	30.73
JENER/0041	71.07	71.37	221.47	123.43	398.17	177.10
JOHN BROWN INC/50	1,210.08	1,358.57	1,803.29	1,801.44	1,699.75	1,574.63
JOHNSON, CHARLES/22	39.50	49.00	40.84	46.87	38.69	42.98
JOHNSON, RANDY/33	0.00	0.00	0.00	0.00	0.00	0.00
JOHNSON, ROBIN/35-P	86.81	127.20	115.00	88.40	76.34	98.75
JUSTUS, DON/32	0.00	0.00	0.00	0.00	0.00	0.00
JUSTUS, DON/33	79.88	95.43	153.95	148.48	90.90	113.73
KACALEK, MARGARET/50	0.00	0.00	37.29	37.43	35.32	22.01
KANTENWEIN, REID/45		0.00	37.00	37.00	27.00	25.25
KATERMAN, SCOTT/13	0.00	6.60	8.00	7.00	0.00	4.32
KAUDER, EDWARD/33	0.00	0.00	0.00	0.00	0.00	0.00
KEADING, RANDY/0017	261.00	362.36	294.00	0.00	185.00	220.47
KENNEDY, TOM/22	9.87	12.25	10.21	9.17	9.53	10.21
KOCHERT, MICHAEL/0025	59.02	90.98	87.00	76.58	69.62	76.64
KOENIG & GRABHER/05	0.00	0.00	0.00	0.00	0.00	0.00
KOONCE, JIM/22	19.75	22.47	20.42	17.71	19.82	20.03
KOTIGA, ROD/55-C	0.00	0.00	0.00	0.00	0.00	0.00
KOYLE HYDRO/37KW	5,499.00	6,079.00	5,918.00	5,903.71	6,150.00	5,909.94
KUKURIN, JIM/22	4.94	6.12	5.10	5.86	4.03	5.21
KYES, WILLIAM/50	23.23	23.80	29.62	30.81	30.63	27.62
LAGUNAS, FRANCISCO/0025					9.90	9.90
LANE RANCH HOMEOWN/07	150.58	150.90	162.00	145.00	71.00	135.90
LAU, C REID/55-C	50.56	51.37	19.63	45.76	20.85	37.63
LAWSON, ED/33	0.00	0.00	84.67	65.00	48.05	39.54
LECKENBY, ANDY G/31-P	0.00	3.18	0.00	1.69	1.78	1.33
LEET, WILLIAM/55-C	701.13	693.85	418.98	607.50	321.89	548.67
LEGUINECHE, JOE/0027	360.60	408.40	370.00	338.00	338.00	363.00
LEMOYNE, HARRY/49	0.00	0.00	0.00	0.00	0.00	0.00
LETE, JUDY/50	27.61	28.29	35.21	37.60	37.57	33.26

WATER DISTRICT 37  
ANNUAL REPORT  
1999

NAME	CFS 1995	CFS 1996	CFS 1997	CFS 1998	CFS 1999	FIVE YEAR AVERAGE
LEWIS, LEROY/37	0.00	12.60	123.65	0.00	96.00	46.45
LIERMANN, SHELIA/18		0.00	0.00	0.00	0.00	0.00
LOGAN, ROBERT/45	152.60	133.94	0.00	159.06	187.18	126.56
LUFKIN, ELISE/21-P2	72.80	115.60	218.00	133.00	144.00	136.68
M & M FARMS/0033	297.29	52.18	296.00	404.05	246.62	259.23
MACK, EDWARD/35A	0.00	4.55	6.00	6.00	4.00	4.11
MAGIC HYDRO CORP	1,050.00	1,100.00	1,500.00	1,500.00	1,700.00	1,370.00
MAIN, ROBERT/18		0.00	0.00	0.00	0.00	0.00
MAINE, JOHN/33	5.49	73.36	10.58	0.00	6.25	19.14
MAJORS, JOHN/49	47.44	0.00	20.77	0.00	0.00	13.64
MANN, GREGORY/45	110.76	111.56	112.37	145.30	135.86	123.17
MANNING, DAN/45	61.53	54.01	39.88	80.72	75.48	62.32
MANNINO, DOMINIC/49	0.00	0.00	0.00	0.00	0.00	0.00
MARSHALL, GLEN/45	235.05	206.32	152.36	293.10	0.00	177.37
MC CABE, ROBERT/0039	183.10	259.80	79.00	0.00	48.00	113.98
MC CANN, MIKE/0-P1	0.00	0.00	0.00	0.00	0.00	0.00
MC CAW, BRUCE/17	80.64	102.48	102.00	115.00	102.00	100.42
MC CAW, JOHN/004	801.56	816.66	524.00	570.00	433.00	629.04
MC CAW, JOHN/22	119.77	0.00	0.00	0.00	0.00	23.95
MC CORMACK, KENNETH/22	9.87	12.25	10.21	9.17	9.53	10.21
MC CRAY, MELANIE/45	24.61	21.60	0.00	0.00	30.19	15.28
MC DADE, ERNEST/CW/93	19.70	56.87	82.05	88.11	67.81	62.91
MC GONIGAL, JOHN/57F	280.34	487.90	273.00	308.00	384.00	346.65
MC GONIGAL, JOHN/73	0.00	8.40	0.00	0.00	0.00	1.68
MC GRAW, MICHAEL/22	0.00	0.00	0.00	0.00	0.00	0.00
MC ILHENNY, SCOTT/33	12.20	18.30	28.00	28.00	26.00	22.50
MC LEAN, WILLIAM/18		0.00	0.00	0.00	0.00	0.00
MILLER, MAURICE/45	8.61	7.56	8.74	11.30	10.57	9.36
MIRAMS, WILLIAM/35-A	1.83	45.90	19.00	20.00	55.00	28.35
MITCHELL, ROBERT/17-C1	108.00	105.88	106.00	153.00	137.00	121.98
MIZER, MARY/22	8.23	10.21	8.51	9.77	8.06	8.96
MOHR, STEVEN/0020			65.00	63.00	63.00	63.67
MOLYNEUX, A W/ 55-C	1,581.34	1,456.53	988.29	1,321.77	707.75	1,211.14
MOLYNEUX, A W/56-D	1,016.86	870.60	527.00	695.00	640.00	749.89
MONHEIMER, STEVENSON/45	249.23	214.28	227.15	204.61	271.09	233.27
MOORE, LLOYD/45	146.88	117.62	131.18	122.41	173.20	138.26
MORROW, DAVID/033-P	98.59	159.20	172.00	135.00	180.00	148.96
MURPHY, WILLIAM H/50	56.10	57.48	71.53	76.43	37.57	59.82
MYERS, KEITH/45	11.08	9.72	11.24	14.53	13.59	12.03
NACHTMAN, FRANK/55-C	82.46	0.00	57.64	64.64	55.95	52.14
NALEN, CRAIG/18		0.00	0.00	0.00	0.00	0.00
NEGREPONTE, CHARLES/55	0.00	0.00	26.64	0.00	26.61	10.65

WATER DISTRICT 37  
ANNUAL REPORT  
1999

NAME	CFS 1995	CFS 1996	CFS 1997	CFS 1998	CFS 1999	FIVE YEAR AVERAGE
NELSON, RICHARD/22	4.94	6.12	0.00	5.86	4.84	4.35
NEW DEER CR RANCH/22-P	4.45	492.00	492.00	520.00	612.00	424.09
NEWELL, CHUCK/CW/70	63.65	81.86	71.70	53.68	90.54	72.29
NISSON, DON/45	84.91	85.53	86.15	111.40	104.16	94.43
NISSON, JIM/45	98.45	99.16	99.88	129.16	120.76	109.48
NO SIDE CANAL CO/Y&Z	38,327.00	38,412.00	38,348.00	37,429.00	33,872.00	37,277.60
NORTH STAR RANCHES/45	0.00	287.75	0.00	397.53	520.17	241.09
O BRIEN, DENNIS/50	0.00	23.35	29.06	0.00	32.22	16.93
O GARA, EDWARD/29-A	17.40	18.30	18.00	17.00	18.00	17.74
O GARA, THOMAS/45	103.99	91.28	105.50	136.42	127.56	112.95
O GARA, THOMAS/55-C	2,045.39	1,711.33	1,087.27	1,846.85	857.65	1,509.70
O'BRIEN, KEVIN/21	65.88	69.54	70.00	70.00	69.00	68.88
OHLINGER, KENNETH/CW/76	255.70	346.24	378.36	290.07	346.58	323.39
O'KEON, DR. MEL/45	0.00	102.23	0.00	0.00	0.00	20.45
OLSON, TOM			0.00	12.83	30.19	14.34
O'MALEY, PATRICK/0026	108.15	135.92	85.72	70.18	101.95	100.38
OPPENHIEMER, HARRY/45	0.00	16.29	21.16	25.65	30.19	18.66
OPPIO FAMILY LMTD/0038	433.36	520.28	449.00	348.00	122.00	374.53
OSBORN, GARY/35-P2&P3	40.69	66.10	106.00	77.68	108.52	79.80
PALACIO, WILLIAM/0030	0.00	35.00	0.00	16.67	20.90	14.51
PALMER, MARK/50	23.67	24.25	30.18	31.39	30.63	28.02
PARKER, JACK/38-P	0.00	0.00	0.00	0.00	0.00	0.00
PEAK, DONALD/0020	8.00	27.20	90.00	0.00	59.00	36.84
PECK, THOMAS/41	50.04	36.36	95.00	57.00	47.00	57.08
PERRY, DEE BROWN/50	23.23	23.80	33.71	30.81	30.63	28.44
PETERSON, G CHAPMAN/45	1,357.48	1,104.33	1,427.79	1,413.12	1,739.90	1,408.52
PHILLIPS, JAMES/22	39.50	49.00	40.84	46.87	38.69	42.98
PIERSON, MARVIN/0029	283.36	309.34	266.00	359.37	332.69	310.15
PIONEER MOON, LLC/19	0.00	0.00	0.00	50.00	46.00	19.20
POPPY, JAMES/24	205.42	82.68	191.00	190.00	155.00	164.82
PORTER, RICHARD/17C		0.00	0.00	0.00	0.00	0.00
POWERS, DOUGLAS/45	0.00	0.00	11.17	22.60	21.13	10.98
PRICE, BRUCE/45			0.00	16.14	15.10	10.41
PULLEN, ROBERT/22	0.00	1.87	0.00	1.95	1.61	1.09
RAGONE, ELLYN SUE/75	44.60	80.00	84.00	0.00	0.00	41.72
RAVENSCROFT HYDRO/39KW	3,969.00	4,495.00	4,688.00	4,837.08	4,159.00	4,429.62
RED DEVIL HOMEOWNERS				55.07	76.54	65.81
REED, VIRGINA/55-C	452.09	437.95	222.94	0.00	224.04	267.40
REMBER, CRAIG/50	0.00	251.46	234.07	0.00	0.00	97.11
RICE, JEFFERY K/22	9.87	12.25	10.21	9.17	9.53	10.21
RICHMOND, TOM/22	1.65	1.87	1.70	1.95	1.61	1.76
RINKER, HARRY/11	453.82	34.11	2,220.80	2,193.98	1,361.81	1,252.90

WATER DISTRICT 37  
ANNUAL REPORT  
1999

NAME	CFS 1995	CFS 1996	CFS 1997	CFS 1998	CFS 1999	FIVE YEAR AVERAGE
RINKER, HARRY/21-P	27.36	87.33	0.00	0.00	0.00	22.94
RINKER, HARRY/22	1,213.69	1,412.02	1,282.97	272.58	909.12	1,018.08
RINKER, HARRY/24	53.16	81.82	0.00	0.00	0.00	27.00
RINKER, HARRY/25	90.90	118.59	131.14	260.46	118.46	143.91
RINKER, HARRY/45	0.00	0.00	0.00	515.01	480.79	199.16
RINKER, ROD/11-11A		201.97	2,249.00	2,222.00	1,382.00	1,513.74
RINKER/PURDUM POND			192.00	0.00	0.00	64.00
RIVERS EDGE/10	0.00	0.00	783.00	643.00	642.00	413.60
RIXON, CARL/0035-P6	3.30	4.29	34.00	20.00	50.00	22.32
RJT FARMING INC/0040	55.55	75.93	95.15	102.19	112.72	88.31
ROBBINS TRUST/19	140.40	613.20	447.00	385.00	400.00	397.12
ROOS, BRAD/33	0.00	0.00	109.69	94.41	61.55	53.13
SABALA, DEAN/0025	110.74	196.80	189.00	125.00	109.00	146.11
SAMPLE, W K/50/GW	0.00	0.00	68.04	68.28	64.44	40.15
SAMSON, HELEN/22	11.52	9.36	8.51	0.00	0.00	5.88
SANT, MIKE/0020	68.40	136.00	90.00	218.00	0.00	102.48
SAVARIA, JIM/22	39.50	49.00	40.84	46.87	38.69	42.98
SAWTOOTH COM GARDEN/22		4.08	0.00	7.00	7.00	4.52
SCHOESSLER, KENNETH/55-C	526.44	588.77	167.20	217.00	174.37	334.76
SCHOESSLER, RUTH/55-C	478.04	742.53	70.11	102.28	287.42	336.08
SCHRYVER, LAURIE/22	3.29	3.75	0.00	3.91	3.22	2.83
SCOTT, JEANNE/72	194.49	242.22	242.22	179.19	211.14	213.85
SCROGGINS, ARTHUR/0029	12.80	19.63	13.00	13.00	13.00	14.29
SEVERE, BERTHA/0032	34.50	2.63	17.00	50.00	46.00	30.03
SHAW, ROBERT E/18		0.00	0.00	0.00	0.00	0.00
SHEFFER, MICHAEL/22	9.87	12.25	10.21	9.17	9.53	10.21
SHERBINE, ROCKY/45	246.13	237.29	249.71	256.54	301.91	258.32
SHERBINE, WILLAIM/55-C	1,652.53	1,674.15	1,130.98	1,445.75	758.02	1,332.29
SHERWOOD, ROBERT/10	1,022.92	846.30	783.00	685.00	638.00	795.04
SHIELDS, BUTCH/0020	0.00	122.40	38.00	0.00	29.00	37.88
SHOOLROY, MICHAEL/55-C	0.00	0.00	47.67	0.00	0.00	9.53
SILVA, CORWIN/0019	0.00	0.00	274.00	354.25	0.00	125.65
SILVER CREEK FARMS/45	184.60	162.03	158.67	242.17	0.00	149.49
SLIMAN L & L/0031P	4.55	60.50	49.28	32.06	33.84	36.05
SLIMAN, LESTER/0029	57.60	0.00	76.00	83.00	55.00	54.32
SMITH & ROOD/39	0.00	20.13	0.00	0.00	20.00	8.03
SMITH, KENNETH/50	27.61	28.29	40.31	37.60	37.57	34.28
SORENSEN, GORDON/0003	559.98	634.38	753.00	954.00	1,147.00	809.67
SOUTH 36 LT/50		98.79	61.97	137.21	132.31	107.57
SOUTH GIMLET USER/11A	1,541.52	1,615.79	2,249.00	2,222.00	1,382.00	1,802.06
STARWEATHER SUBDIV/20	118.81	97.80	123.00	0.00	49.00	77.72
STATE OF IDAHO/22	329.13	282.44	148.28	263.37	315.39	267.72

WATER DISTRICT 37  
ANNUAL REPORT  
1999

NAME	CFS 1995	CFS 1996	CFS 1997	CFS 1998	CFS 1999	FIVE YEAR AVERAGE
STEPHENSON, FRANK/45	0.00	6.48	7.49	9.69	9.06	6.54
STEVENSON, JOHN/45	938.74	791.67	966.66	954.48	1,153.31	960.97
STEVENSON, TRIANGLE/45	1,452.90	1,240.84	1,479.71	1,477.22	1,767.91	1,483.72
STEVENSON, JOHN FELL/45	133.99	93.46	111.14	100.12	130.82	113.91
STEWART, ELLA/0035-P1	26.00	44.00	66.00	40.00	55.45	46.29
STINSON, LES/45	0.00	32.58	42.31	52.19	30.19	31.45
STRICKER, ED/45	0.00	82.70	116.01	106.93	135.80	88.29
STRUTHERS, ROBERT/45	384.76	354.96	337.01	410.67	465.56	390.59
STUART, HADLEY/61	4,070.00	3,444.00	4,315.00	4,572.00	4,765.00	4,233.20
STUART, HADLEY/64	0.00	0.00	370.00	0.00	0.00	74.00
STURTEVANT, GREGG/22	6.58	12.81	13.00	13.00	13.00	11.68
SUN VALLEY INC/1	1,719.32	2,319.00	1,929.00	1,782.00	1,609.00	1,871.66
SUN VALLEY INC/2	432.78	519.71	440.00	646.00	686.00	544.90
SUN VALLEY INC/P1	0.00	0.00	0.00	0.00	0.00	0.00
SUNBEAM HOLDING TR/55C	218.66	182.64	220.09	0.00	142.28	152.73
SUTTON & SELGEREN/P-2	613.06	586.00	575.00	547.00	825.00	629.21
SWANSON, MELVIN/45	248.86	166.17	53.06	292.19	0.00	152.06
TABER, DON/CW/66	137.80	182.60	208.82	262.21	239.95	206.28
TEMPEL, BRIAN/50	0.00	0.00	34.02	0.00	32.22	13.25
THE MEADOWS/10	685.43	641.28	589.03	480.24	437.50	566.70
THOMAS, PARRY/30	174.00	183.00	276.00	183.00	183.00	199.80
THOMPSON, GENE/18		0.00	0.00	0.00	0.00	0.00
THOMPSON, MAX/40-P1	0.00	0.00	0.00	0.00	0.00	0.00
THONRNTON, LARRY/62	190.17	134.72	319.70	314.54	275.94	247.01
THORNTON, ROD/22	2.47	3.66	4.00	4.00	4.00	3.63
THUNDER MEADOWS/18	697.19	1,055.63	977.00	1,048.00	989.00	953.36
TIDWELL, BRUCE/40	0.00	0.00	0.00	0.00	0.00	0.00
TIERNEY, THOMAS/22	21.39	26.54	19.28	25.39	20.96	22.71
TOMASI, BARBARA/50	0.00	0.00	0.00	0.00	0.00	0.00
TOOTHMAN, JIM/50	0.00	28.29	26.33	37.60	37.57	25.96
TOPIARY HOLDINGS/21-P3	0.00	0.00	7.00	0.00	0.00	1.40
TURNER, DARREN/44	0.00	0.00	0.00	0.00	0.00	0.00
TUTTLE, DONNA/20	0.00	9.15	8.00	8.00	8.00	6.63
ULRICH, ROBERT/45	0.00	16.20	0.00	29.86	42.24	17.66
VANOFF, NICK/33	79.88	95.43	153.95	148.48	90.90	113.73
VANOFF, NICK/34	224.90	320.43	0.00	104.00	220.00	173.87
VANOFF, NICK/45	0.00	54.01	79.77	128.27	0.00	52.41
VARIN, JOHN/CW/80	6.19	10.98	15.21	15.25	16.35	12.80
VOS, MICHAEL/0041	129.06	129.59	382.05	224.12	686.84	310.33
W P LIVING TRUST/15-P1	0.00	0.00	0.00	0.00	0.00	0.00
WALKER, JIM/45	171.06	172.30	173.55	213.13	209.83	187.97
WARM SPRINGS GOLF/06-P	204.28	176.84	283.00	198.00	168.00	206.02

WATER DISTRICT 37  
ANNUAL REPORT  
1999

NAME	CFS 1995	CFS 1996	CFS 1997	CFS 1998	CFS 1999	FIVE YEAR AVERAGE
WARM SRPINGS GOLF/06	161.00	183.00	227.00	187.00	182.00	188.00
WASHINGTON ASPHALT/55	444.20	396.09	287.75	373.93	216.55	343.70
WEBBER, BRIAN/18		0.00	0.00	0.00	0.00	0.00
WENNER, JANN/35	134.29	312.70	332.00	253.00	251.00	256.60
WESTENDORF, KURT/0023	486.40	431.58	458.00	427.25	386.54	437.95
WESTON, MARDENE/72	237.51	295.78	295.78	218.81	258.86	261.35
WEYYAKIN PARTNERS/03	785.80	623.25	591.44	670.93	609.24	656.13
WHITAKER III, WM/45	0.00	0.00	0.00	0.00	40.84	8.17
WILCOX, RONALD/22	202.41	251.11	209.29	188.06	195.41	209.26
WILLARD, MICHAEL/22	0.00	0.00	4.25	4.88	4.03	2.63
WILLIS, BRUCE/27	528.88	483.38	1,013.00	609.00	660.00	658.85
WILSON, DWIGHT/55-C	78.85	77.70	64.01	61.37	0.00	56.39
WINGATE, ANNE/38	0.00	0.00	0.00	0.00	0.00	0.00
WISE, MRS GEORGE/37-A	0.00	0.00	34.35	0.00	0.00	6.87
WOOD RIVER CC/22	682.51	788.47	718.05	774.79	671.90	727.14
WOOD RIVER RANCHES/50	447.04	547.59	658.60	720.73	618.47	598.49
WOOD RIVER RANCHES/57F	52.00	52.00	26.00	164.00	0.00	58.80
WOOD RIVER RANCHES/62	1,269.38	1,228.00	1,604.00	1,792.00	1,775.00	1,533.68
WOODLAND %J VILLA/25	54.64	48.76	42.12	15.07	7.37	33.59
WOODLAND, THOMAS/0029	28.22	28.08	18.00	19.00	19.00	22.46
WYAN, DOUGLAS/50	27.61	28.29	39.07	37.60	37.57	34.03
Y 3 RANCH/63	281.49	314.24	528.00	383.00	464.00	394.15
ZACCARDI, CATHY/55-C	180.46	174.65	63.80	108.36	63.72	118.20
ZAJAC, KENNETH/50	0.00	28.29	26.33	37.60	37.57	25.96
ZELLAR, PAUL/0040	277.75	379.65	475.76	510.95	563.59	441.54
ZIKER, RICHARD/45					15.10	15.10
	216,095.63	222,515.18	231,214.03	224,183.90	233,374.18	225,987.29

TOTAL ESTIMATED EXPENSES	\$85,268.00
FIRST UNIT COST	\$0.38
SECOND UNIT COST	\$0.36
MINIMUM COST	\$20.00

**WATER DISTRICT 37 & 37M**

**December 31, 1999**

**FINANCIAL STATEMENTS  
AND REPORT OF INDEPENDENT  
CERTIFIED PUBLIC ACCOUNTANTS**

## TABLE OF CONTENTS

	<u>Page</u>
REPORT OF INDEPENDENT CERTIFIED PUBLIC ACCOUNTANTS	1
BALANCE SHEET	2
STATEMENT OF EARNINGS	3
STATEMENT OF DISTRICT EQUITY	4
STATEMENT OF CASH FLOWS	5
NOTES TO FINANCIAL STATEMENTS	6
SUPPLEMENTARY INFORMATION	10
REPORT OF INDEPENDENT CERTIFIED PUBLIC ACCOUNTANTS ON SUPPLEMENTARY INFORMATION	11
STATEMENT OF REVENUE, EXPENSES AND CHANGES IN RETAINED EARNINGS - BUDGET AND ACTUAL	12

**CERTIFIED  
PUBLIC  
ACCOUNTANTS**

**REPORT OF INDEPENDENT CERTIFIED PUBLIC ACCOUNTANTS**

Advisory Board  
Water District 37 & 37M  
Shoshone, Idaho

We have audited the financial statements of Water Districts 37 & 37M, as of and for the year ended December 31, 1999 as listed in the table of contents. These financial statements are the responsibility of Water Districts 37 & 37M. Our responsibility is to express an opinion on these general purpose financial statements based on our audit.

We conducted our audit in accordance with generally accepted auditing standards. Those standards require that we plan and perform the audit to obtain reasonable assurance about whether the financial statements are free of material misstatement. An audit includes examining, on a test basis, evidence supporting the amounts and disclosures in the financial statements. An audit also includes assessing the accounting principles used and significant estimates made by management, as well as evaluating the overall financial statement presentation. We believe that our audit provides a reasonable basis for our opinion.

In our opinion, the financial statements referred to above present fairly, in all material respects, the financial position of Water District 37 & 37M at December 31, 1999 and the results of its operations and cash flows of its proprietary fund types for the year then ended in conformity with generally accepted accounting principles.

Twin Falls, Idaho  
May 4, 2000

*Ware & Associates*

Post Office Box 124

149 Third Avenue East

Twin Falls, ID 83303.0124

208.733.8314

FAX 208.736.0754

warecpa@magiclink.com

**Water Districts No. 37 & 37M**

**BALANCE SHEET**

**December 31, 1999**

**ASSETS**

<b>Current Assets</b>	
Cash and cash equivalents (Note B)	<b>\$ <u>48,428</u></b>
Property, Plant and Equipment (Note C)	<b><u>16,914</u></b>
<b>Total Assets</b>	<b><u>\$ <u>65,342</u></u></b>

**LIABILITIES AND EQUITY**

<b>Liabilities</b>	<b>\$ <u>0</u></b>
<b>Equity</b>	<b><u>65,342</u></b>
<b>Total liabilities and equity</b>	<b><u>\$ <u>65,342</u></u></b>

**The accompanying notes are an integral part of this statement.**

**Water District No. 37 & 37M**  
**STATEMENT OF EARNINGS**  
**Year Ended December 31, 1999**

Operating Revenues	
Assessment 37	\$ 81,872
Assessment 37M	<u>50,165</u>
Total operating revenue	<u>132,037</u>
Operating Expenses	
Salaries & related costs	96,928
Auto allowance	17,564
Rent	3,600
Field & office expense	8,306
USGS Co-op	2,373
Depreciation	4,505
Other	<u>7,089</u>
Total operating expenses	<u>140,365</u>
Operating income	( <u>8,328</u> )
Nonoperating income (expenses)	
Miscellaneous income	20
Interest income	<u>4,214</u>
Total nonoperating income	<u>4,234</u>
Net earnings	( <u>\$ 4,094</u> )

The accompanying notes are integral part of this statement.

**Water District No. 37 & 37M**  
**STATEMENT OF DISTRICT EQUITY**  
**Year Ended December 31, 1999**

Contributed capital	\$ <u>11,951</u>
Retained earnings	
Balance at beginning of year	57,485
Net earnings	( <u>4,094</u> )
Balance at end of year	<u>53,391</u>
Total equity at year end	\$ <u><u>65,342</u></u>

The accompanying notes are an integral part of this statement.

**Water District No. 37 & 37M**

**Statement of Cash Flows**

**Year ended December 31, 1999**

**Net Increase (Decrease) in Cash and  
Cash Equivalents**

**Cash flows from operating activities:**

Cash received from customers	\$ 132,037
Cash payments to vendors and suppliers	( 38,932)
Cash payments to and for employees	( 96,928)
Net cash provided (used) by operating activities	( 3,823)

**Cash flows from noncapital financing activities:**

Miscellaneous income	20
----------------------	----

**Cash flows from capital and related financing activities:**

Purchase of property and equipment	0
Loan proceeds	0
Principal payments on contracts payable	0
Net cash used for capital and related financing activities	0

**Cash flows from investing activities:**

Interest on deposits	4,214
Net cash provided from investing activities	4,214

**Net increase (decrease) in cash and  
cash equivalents**

411

**Cash and cash equivalents, January 1, 1999**

48,017

**Cash and cash equivalents, December 31, 1999**

\$ 48,428

**Reconciliation of Operating Profit to Net Cash  
Provided by Operating Activities:**

Operating profit (loss)	( \$ 8,328)
Adjustment to reconcile operating profit to net cash provided by operating activities:	
Depreciation	4,505
Change in accounts receivable	0
Change in accounts payable	0
Total adjustments	4,505
Net cash provided by operating activities	( \$ 3,823)

The accompanying notes are an integral part of this statement.

## **Water Districts 37 & 37M**

### **NOTES TO FINANCIAL STATEMENTS**

**December 31, 1999**

#### **NOTE A - SUMMARY OF ACCOUNTING POLICIES**

The accounting policies of Water Districts No. 37 & 37M conform to generally accepted accounting principles as applicable to governments. A summary of the District's significant accounting policies consistently applied in the preparation of the accompanying financial statements follows:

##### **1. Reporting Entity**

The general purpose financial statements included herein present the financial position, results of operations and changes in retained earnings, and cash flows of the Water Districts No. 37 & 37M. The scope of the reporting entity is intended to cover those funds under the direct jurisdiction of the Water Districts No. 37 & 37M.

In evaluating how to define the government, for financial reporting purposes, management has considered all potential component units. The decision to include a potential component unit in the reporting entity was made by applying the criteria set forth in GAAP. The basic, but not the only-criterion for including a potential component unit with the reporting entity is the governing body's ability to exercise oversight responsibility. The most significant manifestation of this ability is financial interdependency. Other manifestations of the ability to exercise oversight responsibility include, but are not limited to, the selection of governing authority, the designation of management, the ability to significantly influence operations, and accountability for fiscal matters. A second criterion used in evaluating potential component units is the scope of public service. Application of this criterion involves considering whether the activity benefits the government and/or its citizens, or whether the activity is conducted within the geographic boundaries of the potential component units for inclusion or exclusion from the reporting entity is the existence of special financing relationship, regardless of whether the government is able to exercise oversight responsibilities. Based upon the application of these criteria, there are no other boards, councils, or component units for which the Water District No. 37 & 37M exercises authority.

The Districts are combined on this report because they have the same Advisory Board. Both Districts are governed by the State of Idaho.

##### **2. Fund Accounting**

The accounts of the Districts are organized on the basis of funds and account groups, each of which is considered a separate accounting entity. The operations of each fund are accounted for with a separate set of self-balancing accounts that comprise its assets, liabilities, fund equity, revenues and expenditures, or expenses as appropriate.

**Water Districts 37 & 37M**  
**NOTES TO FINANCIAL STATEMENTS**

December 31, 1999

**NOTE A - SUMMARY OF ACCOUNTING POLICIES - CONTINUED**

**PROPRIETARY FUNDS**

All proprietary funds are accounted for using the accrual basis of accounting. Their revenues are recognized when they are earned and their expenses are recognized when they are incurred.

Enterprise Funds - Enterprise funds are used to account for operations (a) that are financed and operated in a manner similar to private business enterprises when the intent of the government body is that the costs (expenses, including depreciation) of providing goods or services to the general public on a continuing basis be financed or recovery primarily through user charges; or (b) where the governing body has decided that periodic determination of revenues earned, expenses incurred and/or net income is appropriate for capital maintenance, public policy, management control, accountability or other purposes.

**3. Budgets and Budgetary Accounting**

The Water District, No. 37 & 37M adheres to county budget requirements in Title 42, Chapter 32 of the Idaho Code.

The provisions of this chapter include the following procedures to establish to budgetary data which is reflected in these financial statements. The board shall adopt a budget and shall cause a public hearing to be held.

**4. Depreciation**

Depreciation of all exhaustible fixed assets are charged as an expense against their operations. Depreciation has been provided in amounts sufficient to relate the cost of depreciable assets to operations over their estimated service lives on a straight-line basis.

**5. Accumulated Unpaid Vacation, Sick Pay and Other Employee Benefit Amounts**

Accumulated sick pay and employee benefits other than unpaid vacation amounts have not been accrued when incurred as such amounts do not exceed normal year's accumulations and are not material.

**6. Encumbrances**

Encumbrances accounting methods have not been used in the preparation of these financial statements.

# Water Districts 37 & 37M

## NOTES TO FINANCIAL STATEMENTS

December 31, 1999

### NOTE B - CASH AND CASH EQUIVALENTS

The Districts have three cash accounts which make up its cash pool. All cash accounts are in the custody of the Districts' Secretary, Treasurer.

#### 1. Bank Deposits

The book value of the District's deposits was \$48,378 and the bank balance was \$49,333. The difference was outstanding checks. All of the bank balances were covered by Federal depository insurance.

Statutes authorize the Board to invest in obligation of the United States, obligations of the State or any taxing district in the State, obligation issued by the Farm Credit Systems, obligations of public corporations of the State of Idaho, repurchase agreements, tax anticipation notes of the State or any taxing district in the State, time deposits, savings deposits, revenue bonds of institutions of higher education, and the State Treasurer's Pool.

#### 2. Cash and Cash Equivalents

Cash and cash equivalents are carried at cost.

General checking	( \$ 137)
State Treasurer's Pool	48,515
Petty Cash	<u>50</u>
	<u>\$ 48,428</u>

### NOTE C- PROPERTY, PLANT AND EQUIPMENT

A summary of changes in property, plant and equipment at cost follows:

	<u>Balance</u> <u>01-01-99</u>	<u>Additions</u>	<u>Deletions</u>	<u>Balance</u> <u>12-31-99</u>
Equipment	\$ <u>51,760</u>	\$ <u>0</u>	\$ <u>0</u>	\$ 51,760
Accumulated Depreciation				<u>34,846</u>
				<u>\$ 16,914</u>

## **Water Districts 37 & 37M**

### **NOTES TO FINANCIAL STATEMENTS**

**December 31, 1999**

#### **NOTE D - RETIREMENT**

The Public employee Retirement System of Idaho (PERSI), a cost sharing multiple-employer public retirement system was created by the Idaho State Legislature. It is a defined benefit plan requiring that both the member and the employer contribute. Designed as a mandatory system for eligible state and school district employees, the legislation provided for political subdivisions to participate by contractual agreement with PERSI. Financial reports for the plan are available from PERSI upon request.

After five years of credited service, members become fully vested in retirement benefits earned to date. Members are eligible for retirement benefits upon attainment of the ages specified for their employment classification. For each year of credited service, the annual service retirement allowance is 1.917% or 2.225% (depending upon employee classification) of the average monthly salary for the highest consecutive 42 months.

For the year ended December 31, 1999, the required contribution rate for general employees was 9.77% and 5.86% of covered payroll for the Water District 37 & 37M and its employees, respectively, and 10.01% and 7.21% for police/firefighter employees, for the Water District 37 & 37M and its employees, respectively. The Water District 37 & 37M contributions required and paid were \$ 7,333, \$ 7,200, and \$ 7,150 for the three years ended December 31, 1999, 1998, and 1997 respectively.

**SUPPLEMENTARY INFORMATION**

**REPORT OF INDEPENDENT CERTIFIED PUBLIC ACCOUNTANTS**  
**ON SUPPLEMENTARY INFORMATION**

**Advisory Board  
Water District 37 & 37M  
Shoshone, Idaho**

Our audit was made for the purpose of forming an opinion on the financial statements taken as a whole of Water District No. 37 & 37M, for the year ended December 31, 1999. The supplementary information presented hereinafter is presented for purposes of additional analysis and is not a required part of the financial statements of the Water District No. 37 & 37M. Such information has been subjected to the auditing procedures applied in the examination of the financial statements, and in our opinion, is fairly stated in all material respects in relation to the financial statements taken as a whole.

**Twin Falls, Idaho  
May 4, 2000**

Water District No. 37 & 37M

STATEMENT OF REVENUE, EXPENSES AND  
CHANGES IN RETAINED EARNINGS BUDGET AND ACTUAL

Year Ended December 31, 1999

	<u>Budget</u>	<u>Actual</u>	Variance Favorable ( Unfavorable )
Water District 37			
Operating revenues			
Assessment	\$ 88,388	\$ 81,872	( \$ 6,516)
Operating expenses			
Wages	45,977	45,977	0
Social security	3,517	3,517	0
Auto allowance	9,017	9,017	0
State retirement	4,492	4,492	0
Workman's comp.	1,000	628	372
SUTA	1,675	1,683	( 8)
Medical insurance full time	2,751	2,903	( 152)
Medical insurance part time	360	360	0
Rent	2,400	2,400	0
Field & office expense	5,400	5,481	( 81)
Heat & lights	600	449	151
Water	300	279	21
Auto expense	2,000	1,736	264
Radio system	625	563	62
Contingency	500	0	500
USGS Co-op	2,350	2,373	( 23)
Northside canal	549	549	0
District canal	150	150	0
Baseline canal	150	150	0
Big Wood canal	850	850	0
Idaho waterusers	225	211	14
Extra labor	2,000	0	2,000
Computer maintenance	0	0	0
Equipment reserve	1,500	0	1,500
Depreciation	0	3,003	( 3,003)
	<u>88,388</u>	<u>86,771</u>	<u>1,617</u>
Operating income	<u>0</u>	( <u>4,899</u> )	( <u>4,899</u> )
Nonoperating revenues (expenses)			
Miscellaneous income	0	0	0
Interest income	0	2,730	2,730
Total nonoperating income	<u>0</u>	<u>2,730</u>	<u>2,730</u>
Net earnings Water District 37	<u>\$ 0</u>	( <u>\$ 2,169</u> )	( <u>\$ 2,169</u> )

Water District No. 37 & 37M

STATEMENT OF REVENUE, EXPENSES AND  
CHANGES IN RETAINED EARNINGS BUDGET AND ACTUAL

Year Ended December 31, 1999

	<u>Budget</u>	<u>Actual</u>	Variance Favorable ( Unfavorable )
Water District 37M			
Operating revenues			
Assessment	\$ 54,521	\$ 50,165	( \$ 4,356)
Operating expenses			
Wages	29,079	29,079	0
Social security	2,225	2,225	0
Auto allowance	8,547	8,547	0
State retirement	2,841	2,841	0
Workman's comp.	500	314	186
SUTA	1,025	1,097	( 72)
Medical insurance full time	1,376	1,452	( 76)
Medical insurance part time	360	360	0
Rent	1,200	1,200	0
Field & office expense	2,700	2,825	( 125)
Heat & lights	320	225	95
Water	138	139	( 1)
Auto expense	1,000	868	132
Radio system	320	282	38
Contingency	500	0	500
Big Wood canal	510	510	0
Idaho waterusers	130	128	2
Extra labor	1,000	0	1,000
Computer Maintenance	0	0	0
Equipment reserve	750	0	750
Depreciation	0	1,502	( 1,502)
	<u>54,521</u>	<u>53,594</u>	<u>927</u>
Operating income	<u>0</u>	<u>( 3,429)</u>	<u>( 3,429)</u>
Nonoperating revenues (expenses)			
Miscellaneous income	0	20	20
Interest income	<u>0</u>	<u>1,484</u>	<u>1,484</u>
Total nonoperating income	<u>0</u>	<u>1,504</u>	<u>1,504</u>
Net earnings Water District 37M	<u>\$ 0</u>	<u>( \$ 1,925)</u>	<u>( \$ 1,925)</u>

**Water District No. 37 & 37M**

**STATEMENT OF REVENUE, EXPENSES AND  
CHANGES IN RETAINED EARNINGS BUDGET AND ACTUAL**

**Year Ended December 31, 1999**

	<u>Budget</u>	<u>Actual</u>	Variance Favorable ( Unfavorable )
Net earnings all departments	\$ 0	( \$ 4,094 )	( \$ 4,094 )
Fund balance January 1, 1999	<u>0</u>	<u>57,485</u>	<u>57,485</u>
Fund balance December 31, 1999	<u>\$ 0</u>	<u>\$ 53,391</u>	<u>\$ 53,391</u>
 Adjustments to modified accrual budgetary basis			
Water District 37			
Net earnings	\$ 0	( \$ 2,169 )	( \$ 2,169 )
Nonbudgeted items	0	0	0
Depreciation	<u>0</u>	<u>3,003</u>	<u>3,003</u>
Budgetary basis net income	<u>\$ 0</u>	<u>\$ 834</u>	<u>\$ 834</u>
Water District 37M			
Net earnings	\$ 0	( \$ 1,925 )	( \$ 1,925 )
Nonbudgeting items	0	0	0
Depreciation	<u>0</u>	<u>1,502</u>	<u>1,502</u>
Budgetary basis net income	<u>\$ 0</u>	<u>( \$ 423 )</u>	<u>( \$ 423 )</u>