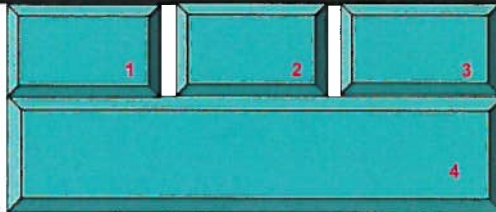


ENHANCED GROUND-WATER RIGHTS TRANSFER

UNIVERSITY OF IDAHO - IDAHO WATER RESOURCES RESEARCH INSTITUTE

IDAHO DEPARTMENT OF WATER RESOURCES

Cells this color are set up for user entries



Horizontal Rights From 1

ENTER STARTING DATE FOR SIMULATION. THEN PUSH "UPDATE DATES" BUTTON

TRANSFER NO:

YEAR: 1954

SEASON: SPRING

TRANSFER NAME:

ENTER CELL LOCATIONS:

ROW COLUMN	'TO' CELL	'FROM1' CELL	'FROM2' CELL	'FROM3' CELL			
	67	74			36-2254A	65.5 Acres	262.1 AFA
	49	43			36-2284	48.0 Acres	184.0 AFA
					36-8401	2.9 Acres	11.5 AFA
						114.4 Acres	457.6 AFA


TRIMESTER OF ACTIVITY	TO WELL		FROM1 WELL		FROM2 WELL		FROM3 WELL	
	Protected Use	With Transfer	Without Transfer	With Transfer	Without Transfer	With Transfer	Without Transfer	
AF/TRIMESTER	AF/TRIMESTER	AF/TRIMESTER	AF/TRIMESTER	AF/TRIMESTER	AF/TRIMESTER	AF/TRIMESTER	AF/TRIMESTER	
SPR 1954	0.0	87.4	87.4	0.0	0.0	0.0	0.0	
SUM 1954	0.0	87.4	87.4	0.0	0.0	0.0	0.0	
WIN 1954	0.0	87.4	87.4	0.0	0.0	0.0	0.0	
SPR 1955	0.0	87.4	87.4	0.0	0.0	0.0	0.0	
SUM 1955	0.0	148.7	148.7	0.0	0.0	0.0	0.0	
WIN 1955	0.0	148.7	148.7	0.0	0.0	0.0	0.0	
SPR 1956	0.0	148.7	148.7	0.0	0.0	0.0	0.0	
SUM 1956	0.0	148.7	148.7	0.0	0.0	0.0	0.0	
WIN 1956	0.0	148.7	148.7	0.0	0.0	0.0	0.0	
SPR 1957	0.0	148.7	148.7	0.0	0.0	0.0	0.0	
SUM 1957	0.0	148.7	148.7	0.0	0.0	0.0	0.0	
WIN 1957	0.0	148.7	148.7	0.0	0.0	0.0	0.0	
SPR 1958	0.0	148.7	148.7	0.0	0.0	0.0	0.0	
SUM 1958	0.0	148.7	148.7	0.0	0.0	0.0	0.0	
WIN 1958	0.0	148.7	148.7	0.0	0.0	0.0	0.0	
SPR 1959	0.0	148.7	148.7	0.0	0.0	0.0	0.0	
SUM 1959	0.0	148.7	148.7	0.0	0.0	0.0	0.0	
WIN 1959	0.0	148.7	148.7	0.0	0.0	0.0	0.0	
SPR 1960	0.0	148.7	148.7	0.0	0.0	0.0	0.0	
SUM 1960	0.0	148.7	148.7	0.0	0.0	0.0	0.0	
WIN 1960	0.0	148.7	148.7	0.0	0.0	0.0	0.0	
SPR 1961	0.0	148.7	148.7	0.0	0.0	0.0	0.0	
SUM 1961	0.0	148.7	148.7	0.0	0.0	0.0	0.0	
WIN 1961	0.0	148.7	148.7	0.0	0.0	0.0	0.0	
SPR 1962	0.0	148.7	148.7	0.0	0.0	0.0	0.0	
SUM 1962	0.0	148.7	148.7	0.0	0.0	0.0	0.0	
WIN 1962	0.0	148.7	148.7	0.0	0.0	0.0	0.0	
SPR 1963	0.0	148.7	148.7	0.0	0.0	0.0	0.0	
SUM 1963	0.0	148.7	148.7	0.0	0.0	0.0	0.0	
WIN 1963	0.0	148.7	148.7	0.0	0.0	0.0	0.0	
SPR 1964	0.0	148.7	148.7	0.0	0.0	0.0	0.0	
SUM 1964	0.0	148.7	148.7	0.0	0.0	0.0	0.0	
WIN 1964	0.0	148.7	148.7	0.0	0.0	0.0	0.0	
SPR 1965	0.0	148.7	148.7	0.0	0.0	0.0	0.0	
SUM 1965	0.0	148.7	148.7	0.0	0.0	0.0	0.0	
WIN 1965	0.0	148.7	148.7	0.0	0.0	0.0	0.0	
SPR 1966	0.0	148.7	148.7	0.0	0.0	0.0	0.0	
SUM 1966	0.0	148.7	148.7	0.0	0.0	0.0	0.0	
WIN 1966	0.0	148.7	148.7	0.0	0.0	0.0	0.0	
SPR 1967	0.0	148.7	148.7	0.0	0.0	0.0	0.0	
SUM 1967	0.0	148.7	148.7	0.0	0.0	0.0	0.0	
WIN 1967	0.0	148.7	148.7	0.0	0.0	0.0	0.0	
SPR 1968	0.0	148.7	148.7	0.0	0.0	0.0	0.0	
SUM 1968	0.0	148.7	148.7	0.0	0.0	0.0	0.0	
WIN 1968	0.0	148.7	148.7	0.0	0.0	0.0	0.0	
SPR 1969	0.0	148.7	148.7	0.0	0.0	0.0	0.0	
SUM 1969	0.0	148.7	148.7	0.0	0.0	0.0	0.0	
WIN 1969	0.0	148.7	148.7	0.0	0.0	0.0	0.0	
SPR 1970	0.0	148.7	148.7	0.0	0.0	0.0	0.0	
SUM 1970	0.0	148.7	148.7	0.0	0.0	0.0	0.0	
WIN 1970	0.0	148.7	148.7	0.0	0.0	0.0	0.0	
SPR 1971	0.0	148.7	148.7	0.0	0.0	0.0	0.0	
SUM 1971	0.0	148.7	148.7	0.0	0.0	0.0	0.0	
WIN 1971	0.0	148.7	148.7	0.0	0.0	0.0	0.0	
SPR 1972	0.0	148.7	148.7	0.0	0.0	0.0	0.0	
SUM 1972	0.0	148.7	148.7	0.0	0.0	0.0	0.0	
WIN 1972	0.0	148.7	148.7	0.0	0.0	0.0	0.0	
SPR 1973	0.0	148.7	148.7	0.0	0.0	0.0	0.0	
SUM 1973	0.0	148.7	148.7	0.0	0.0	0.0	0.0	
WIN 1973	0.0	148.7	148.7	0.0	0.0	0.0	0.0	
SPR 1974	0.0	148.7	148.7	0.0	0.0	0.0	0.0	
SUM 1974	0.0	148.7	148.7	0.0	0.0	0.0	0.0	
WIN 1974	0.0	148.7	148.7	0.0	0.0	0.0	0.0	
SPR 1975	0.0	148.7	148.7	0.0	0.0	0.0	0.0	
SUM 1975	0.0	148.7	148.7	0.0	0.0	0.0	0.0	
WIN 1975	0.0	148.7	148.7	0.0	0.0	0.0	0.0	
SPR 1976	0.0	148.7	148.7	0.0	0.0	0.0	0.0	
SUM 1976	0.0	148.7	148.7	0.0	0.0	0.0	0.0	
WIN 1976	0.0	148.7	148.7	0.0	0.0	0.0	0.0	
SPR 1977	0.0	148.7	148.7	0.0	0.0	0.0	0.0	
SUM 1977	0.0	148.7	148.7	0.0	0.0	0.0	0.0	
WIN 1977	0.0	148.7	148.7	0.0	0.0	0.0	0.0	
SPR 1978	0.0	148.7	148.7	0.0	0.0	0.0	0.0	
SUM 1978	0.0	148.7	148.7	0.0	0.0	0.0	0.0	
WIN 1978	0.0	148.7	148.7	0.0	0.0	0.0	0.0	

ENHANCED GROUND-WATER RIGHTS TRANSFER

UNIVERSITY OF IDAHO - IDAHO WATER RESOURCES RESEARCH INSTITUTE

IDAHO DEPARTMENT OF WATER RESOURCES

Cells this color are set up for user entries



ENTER STARTING DATE FOR SIMULATION. THEN PUSH "UPDATE DATES" BUTTON

TRANSFER NO:

YEAR: 1994
SEASON: SPRING

TRANSFER NAME:

ENTER CELL LOCATIONS:

ROW	'TO' CELL	'FROM1' CELL	'FROM2' CELL	'FROM3' CELL	36-2254A	65.5 Acres	262.1 AFA
COLUMN	67	74			36-2284	46.0 Acres	184.0 AFA
	49	43			36-8401	2.9 Acres	11.5 AFA
					114.4 Acres 457.6 AFA		

TRIMESTER OF ACTIVITY	TO WELL Projected Use AF/TRIMESTER	FROM1 WELL		FROM2 WELL		FROM3 WELL	
		With Transfer AF/TRIMESTER	Without Transfer AF/TRIMESTER	With Transfer AF/TRIMESTER	Without Transfer AF/TRIMESTER	With Transfer AF/TRIMESTER	Without Transfer AF/TRIMESTER
SPR 2004	0.0	152.5	152.5	0.0	0.0	0.0	0.0
SUM 2004	0.0	152.5	152.5	0.0	0.0	0.0	0.0
WIN 2004	0.0	152.5	152.5	0.0	0.0	0.0	0.0
SPR 2005	0.0	152.5	152.5	0.0	0.0	0.0	0.0
SUM 2005	0.0	152.5	152.5	0.0	0.0	0.0	0.0
WIN 2005	0.0	152.5	152.5	0.0	0.0	0.0	0.0
SPR 2006	0.0	152.5	152.5	0.0	0.0	0.0	0.0
SUM 2006	0.0	152.5	152.5	0.0	0.0	0.0	0.0
WIN 2006	0.0	0.0	152.5	0.0	0.0	0.0	0.0
SPR 2007	0.0	0.0	152.5	0.0	0.0	0.0	0.0
SUM 2007	0.0	0.0	152.5	0.0	0.0	0.0	0.0
WIN 2007	0.0	0.0	152.5	0.0	0.0	0.0	0.0
SPR 2008	0.0	0.0	152.5	0.0	0.0	0.0	0.0
SUM 2008	0.0	0.0	152.5	0.0	0.0	0.0	0.0
WIN 2008	0.0	0.0	152.5	0.0	0.0	0.0	0.0
SPR 2009	0.0	0.0	152.5	0.0	0.0	0.0	0.0
SUM 2009	0.0	0.0	152.5	0.0	0.0	0.0	0.0
WIN 2009	0.0	0.0	152.5	0.0	0.0	0.0	0.0
SPR 2010	0.0	0.0	152.5	0.0	0.0	0.0	0.0
SUM 2010	0.0	0.0	152.5	0.0	0.0	0.0	0.0
WIN 2010	0.0	0.0	152.5	0.0	0.0	0.0	0.0
SPR 2011	0.0	0.0	152.5	0.0	0.0	0.0	0.0
SUM 2011	0.0	0.0	152.5	0.0	0.0	0.0	0.0
WIN 2011	0.0	0.0	152.5	0.0	0.0	0.0	0.0
SPR 2012	152.5	0.0	152.5	0.0	0.0	0.0	0.0
SUM 2012	152.5	0.0	152.5	0.0	0.0	0.0	0.0
WIN 2012	152.5	0.0	152.5	0.0	0.0	0.0	0.0
SPR 2013	152.5	0.0	152.5	0.0	0.0	0.0	0.0
SUM 2013	152.5	0.0	152.5	0.0	0.0	0.0	0.0
WIN 2013	152.5	0.0	152.5	0.0	0.0	0.0	0.0
SPR 2014	0.0	0.0	152.5	0.0	0.0	0.0	0.0
SUM 2014	0.0	0.0	152.5	0.0	0.0	0.0	0.0
WIN 2014	0.0	0.0	152.5	0.0	0.0	0.0	0.0
SPR 2015	0.0	0.0	152.5	0.0	0.0	0.0	0.0
SUM 2015	0.0	0.0	152.5	0.0	0.0	0.0	0.0
WIN 2015	0.0	0.0	152.5	0.0	0.0	0.0	0.0
SPR 2016	0.0	0.0	152.5	0.0	0.0	0.0	0.0
SUM 2016	0.0	0.0	152.5	0.0	0.0	0.0	0.0
WIN 2016	0.0	0.0	152.5	0.0	0.0	0.0	0.0
SPR 2017	0.0	152.5	152.5	0.0	0.0	0.0	0.0
SUM 2017	0.0	152.5	152.5	0.0	0.0	0.0	0.0
WIN 2017	0.0	152.5	152.5	0.0	0.0	0.0	0.0
SPR 2018	0.0	152.5	152.5	0.0	0.0	0.0	0.0
SUM 2018	0.0	152.5	152.5	0.0	0.0	0.0	0.0
WIN 2018	0.0	152.5	152.5	0.0	0.0	0.0	0.0
SPR 2019	0.0	152.5	152.5	0.0	0.0	0.0	0.0
SUM 2019	0.0	152.5	152.5	0.0	0.0	0.0	0.0
WIN 2019	0.0	152.5	152.5	0.0	0.0	0.0	0.0
SPR 2020	0.0	152.5	152.5	0.0	0.0	0.0	0.0
SUM 2020	0.0	152.5	152.5	0.0	0.0	0.0	0.0
WIN 2020	0.0	152.5	152.5	0.0	0.0	0.0	0.0
SPR 2021	0.0	152.5	152.5	0.0	0.0	0.0	0.0
SUM 2021	0.0	152.5	152.5	0.0	0.0	0.0	0.0
WIN 2021	0.0	152.5	152.5	0.0	0.0	0.0	0.0
SPR 2022	0.0	152.5	152.5	0.0	0.0	0.0	0.0
SUM 2022	0.0	152.5	152.5	0.0	0.0	0.0	0.0
WIN 2022	0.0	152.5	152.5	0.0	0.0	0.0	0.0
SPR 2023	0.0	152.5	152.5	0.0	0.0	0.0	0.0
SUM 2023	0.0	152.5	152.5	0.0	0.0	0.0	0.0
WIN 2023	0.0	152.5	152.5	0.0	0.0	0.0	0.0
SPR 2024	0.0	152.5	152.5	0.0	0.0	0.0	0.0
SUM 2024	0.0	152.5	152.5	0.0	0.0	0.0	0.0
WIN 2024	0.0	152.5	152.5	0.0	0.0	0.0	0.0
SPR 2025	0.0	152.5	152.5	0.0	0.0	0.0	0.0
SUM 2025	0.0	152.5	152.5	0.0	0.0	0.0	0.0
WIN 2025	0.0	152.5	152.5	0.0	0.0	0.0	0.0
SPR 2026	0.0	152.5	152.5	0.0	0.0	0.0	0.0
SUM 2026	0.0	152.5	152.5	0.0	0.0	0.0	0.0
WIN 2026	0.0	152.5	152.5	0.0	0.0	0.0	0.0
SPR 2027	0.0	152.5	152.5	0.0	0.0	0.0	0.0
SUM 2027	0.0	152.5	152.5	0.0	0.0	0.0	0.0
WIN 2027	0.0	152.5	152.5	0.0	0.0	0.0	0.0
SPR 2028	0.0	152.5	152.5	0.0	0.0	0.0	0.0
SUM 2028	0.0	152.5	152.5	0.0	0.0	0.0	0.0
WIN 2028	0.0	152.5	152.5	0.0	0.0	0.0	0.0

ENHANCED GROUND-WATER RIGHTS TRANSFER
 UNIVERSITY OF IDAHO - IDAHO WATER RESOURCES RESEARCH INSTITUTE
 IDAHO DEPARTMENT OF WATER RESOURCES

Cells this color are set up for user entries

ENTER STARTING DATE FOR SIMULATION, THEN PUSH "UPDATE DATES" BUTTON

YEAR: 1964
 TRANSFER NAME: SPRING

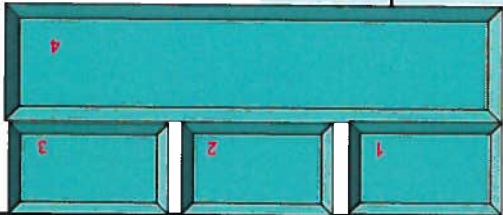
SEASON: SPRING

ENTER CELL LOCATIONS:

ROW	COLUMN	'TO' CELL	'FROM' CELL	'FROM' CELL	'FROM' CELL	'FROM' CELL
67	49					
74	43					

TRIMESTER	OR ACTIVITY	TO WELL	Protected Use	With Transfer	Without Transfer	AF/TRIMESTER	Without Transfer	With Transfer	AF/TRIMESTER	Without Transfer	With Transfer	AF/TRIMESTER
SPR 2029			152.5	152.5	152.5	0.0	0.0	0.0	0.0	0.0	0.0	0.0
SUM 2029			152.5	152.5	152.5	0.0	0.0	0.0	0.0	0.0	0.0	0.0
WIN 2029			152.5	152.5	152.5	0.0	0.0	0.0	0.0	0.0	0.0	0.0
SUM 2030			152.5	152.5	152.5	0.0	0.0	0.0	0.0	0.0	0.0	0.0
WIN 2030			152.5	152.5	152.5	0.0	0.0	0.0	0.0	0.0	0.0	0.0
SUM 2031			152.5	152.5	152.5	0.0	0.0	0.0	0.0	0.0	0.0	0.0
WIN 2031			152.5	152.5	152.5	0.0	0.0	0.0	0.0	0.0	0.0	0.0
SUM 2032			152.5	152.5	152.5	0.0	0.0	0.0	0.0	0.0	0.0	0.0
WIN 2032			152.5	152.5	152.5	0.0	0.0	0.0	0.0	0.0	0.0	0.0
SUM 2033			152.5	152.5	152.5	0.0	0.0	0.0	0.0	0.0	0.0	0.0
WIN 2033			152.5	152.5	152.5	0.0	0.0	0.0	0.0	0.0	0.0	0.0
SUM 2034			152.5	152.5	152.5	0.0	0.0	0.0	0.0	0.0	0.0	0.0
WIN 2034			152.5	152.5	152.5	0.0	0.0	0.0	0.0	0.0	0.0	0.0
SUM 2035			152.5	152.5	152.5	0.0	0.0	0.0	0.0	0.0	0.0	0.0
WIN 2035			152.5	152.5	152.5	0.0	0.0	0.0	0.0	0.0	0.0	0.0
SUM 2036			152.5	152.5	152.5	0.0	0.0	0.0	0.0	0.0	0.0	0.0
WIN 2036			152.5	152.5	152.5	0.0	0.0	0.0	0.0	0.0	0.0	0.0
SUM 2037			152.5	152.5	152.5	0.0	0.0	0.0	0.0	0.0	0.0	0.0
WIN 2037			152.5	152.5	152.5	0.0	0.0	0.0	0.0	0.0	0.0	0.0
SUM 2038			152.5	152.5	152.5	0.0	0.0	0.0	0.0	0.0	0.0	0.0
WIN 2038			152.5	152.5	152.5	0.0	0.0	0.0	0.0	0.0	0.0	0.0
SUM 2039			152.5	152.5	152.5	0.0	0.0	0.0	0.0	0.0	0.0	0.0
WIN 2039			152.5	152.5	152.5	0.0	0.0	0.0	0.0	0.0	0.0	0.0
SUM 2040			152.5	152.5	152.5	0.0	0.0	0.0	0.0	0.0	0.0	0.0
WIN 2040			152.5	152.5	152.5	0.0	0.0	0.0	0.0	0.0	0.0	0.0
SUM 2041			152.5	152.5	152.5	0.0	0.0	0.0	0.0	0.0	0.0	0.0
WIN 2041			152.5	152.5	152.5	0.0	0.0	0.0	0.0	0.0	0.0	0.0
SUM 2042			152.5	152.5	152.5	0.0	0.0	0.0	0.0	0.0	0.0	0.0
WIN 2042			152.5	152.5	152.5	0.0	0.0	0.0	0.0	0.0	0.0	0.0
SUM 2043			152.5	152.5	152.5	0.0	0.0	0.0	0.0	0.0	0.0	0.0
WIN 2043			152.5	152.5	152.5	0.0	0.0	0.0	0.0	0.0	0.0	0.0
SUM 2044			152.5	152.5	152.5	0.0	0.0	0.0	0.0	0.0	0.0	0.0
WIN 2044			152.5	152.5	152.5	0.0	0.0	0.0	0.0	0.0	0.0	0.0
SUM 2045			152.5	152.5	152.5	0.0	0.0	0.0	0.0	0.0	0.0	0.0
WIN 2045			152.5	152.5	152.5	0.0	0.0	0.0	0.0	0.0	0.0	0.0
SUM 2046			152.5	152.5	152.5	0.0	0.0	0.0	0.0	0.0	0.0	0.0
WIN 2046			152.5	152.5	152.5	0.0	0.0	0.0	0.0	0.0	0.0	0.0
SUM 2047			152.5	152.5	152.5	0.0	0.0	0.0	0.0	0.0	0.0	0.0
WIN 2047			152.5	152.5	152.5	0.0	0.0	0.0	0.0	0.0	0.0	0.0
SUM 2048			152.5	152.5	152.5	0.0	0.0	0.0	0.0	0.0	0.0	0.0
WIN 2048			152.5	152.5	152.5	0.0	0.0	0.0	0.0	0.0	0.0	0.0
SUM 2049			152.5	152.5	152.5	0.0	0.0	0.0	0.0	0.0	0.0	0.0
WIN 2049			152.5	152.5	152.5	0.0	0.0	0.0	0.0	0.0	0.0	0.0
SUM 2050			152.5	152.5	152.5	0.0	0.0	0.0	0.0	0.0	0.0	0.0
WIN 2050			152.5	152.5	152.5	0.0	0.0	0.0	0.0	0.0	0.0	0.0
SUM 2051			152.5	152.5	152.5	0.0	0.0	0.0	0.0	0.0	0.0	0.0
WIN 2051			152.5	152.5	152.5	0.0	0.0	0.0	0.0	0.0	0.0	0.0
SUM 2052			152.5	152.5	152.5	0.0	0.0	0.0	0.0	0.0	0.0	0.0
WIN 2052			152.5	152.5	152.5	0.0	0.0	0.0	0.0	0.0	0.0	0.0
SUM 2053			152.5	152.5	152.5	0.0	0.0	0.0	0.0	0.0	0.0	0.0
WIN 2053			152.5	152.5	152.5	0.0	0.0	0.0	0.0	0.0	0.0	0.0

FROM3 WELL	FROM2 WELL	FROM1 WELL
114.4 Acres	36-2254A	43
457.8 AFA	36-8401	74
	48.0 Acres	
	184.0 AFA	
	262.1 AFA	




ENHANCED GROUND-WATER RIGHTS TRANSFER

UNIVERSITY OF IDAHO - IDAHO WATER RESOURCES RESEARCH INSTITUTE

IDAHO DEPARTMENT OF WATER RESOURCES

Cells this color are set up for user entries



ENTER STARTING DATE FOR SIMULATION. THEN PUSH "UPDATE DATES" BUTTON

YEAR: 1958
SEASON: SPRING

TRANSFER NO:

TRANSFER NAME:

*Gibson's Right
3L-16469*

ENTER CELL LOCATIONS:

ROW	'TO' CELL	'FROM1' CELL	'FROM2' CELL	'FROM3' CELL
COLUMN	67	73		
	49	50		

103.1 Acres
412.4 AFA

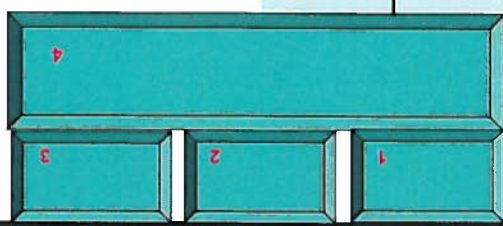
From 2

TRIMESTER OF ACTIVITY	TO WELL Projected Use AF/TRIMESTER	FROM1 WELL		FROM2 WELL		FROM3 WELL	
		With Transfer AF/TRIMESTER	Without Transfer AF/TRIMESTER	With Transfer AF/TRIMESTER	Without Transfer AF/TRIMESTER	With Transfer AF/TRIMESTER	Without Transfer AF/TRIMESTER
SPR 1958	0.0	137.5	137.5	0.0	0.0	0.0	0.0
SUM 1958	0.0	137.5	137.5	0.0	0.0	0.0	0.0
WIN 1958	0.0	137.5	137.5	0.0	0.0	0.0	0.0
SPR 1959	0.0	137.5	137.5	0.0	0.0	0.0	0.0
SUM 1959	0.0	137.5	137.5	0.0	0.0	0.0	0.0
WIN 1959	0.0	137.5	137.5	0.0	0.0	0.0	0.0
SPR 1960	0.0	137.5	137.5	0.0	0.0	0.0	0.0
SUM 1960	0.0	137.5	137.5	0.0	0.0	0.0	0.0
WIN 1960	0.0	137.5	137.5	0.0	0.0	0.0	0.0
SPR 1961	0.0	137.5	137.5	0.0	0.0	0.0	0.0
SUM 1961	0.0	137.5	137.5	0.0	0.0	0.0	0.0
WIN 1961	0.0	137.5	137.5	0.0	0.0	0.0	0.0
SPR 1962	0.0	137.5	137.5	0.0	0.0	0.0	0.0
SUM 1962	0.0	137.5	137.5	0.0	0.0	0.0	0.0
WIN 1962	0.0	137.5	137.5	0.0	0.0	0.0	0.0
SPR 1963	0.0	137.5	137.5	0.0	0.0	0.0	0.0
SUM 1963	0.0	137.5	137.5	0.0	0.0	0.0	0.0
WIN 1963	0.0	137.5	137.5	0.0	0.0	0.0	0.0
SPR 1964	0.0	137.5	137.5	0.0	0.0	0.0	0.0
SUM 1964	0.0	137.5	137.5	0.0	0.0	0.0	0.0
WIN 1964	0.0	137.5	137.5	0.0	0.0	0.0	0.0
SPR 1965	0.0	137.5	137.5	0.0	0.0	0.0	0.0
SUM 1965	0.0	137.5	137.5	0.0	0.0	0.0	0.0
WIN 1965	0.0	137.5	137.5	0.0	0.0	0.0	0.0
SPR 1966	0.0	137.5	137.5	0.0	0.0	0.0	0.0
SUM 1966	0.0	137.5	137.5	0.0	0.0	0.0	0.0
WIN 1966	0.0	137.5	137.5	0.0	0.0	0.0	0.0
SPR 1967	0.0	137.5	137.5	0.0	0.0	0.0	0.0
SUM 1967	0.0	137.5	137.5	0.0	0.0	0.0	0.0
WIN 1967	0.0	137.5	137.5	0.0	0.0	0.0	0.0
SPR 1968	0.0	137.5	137.5	0.0	0.0	0.0	0.0
SUM 1968	0.0	137.5	137.5	0.0	0.0	0.0	0.0
WIN 1968	0.0	137.5	137.5	0.0	0.0	0.0	0.0
SPR 1969	0.0	137.5	137.5	0.0	0.0	0.0	0.0
SUM 1969	0.0	137.5	137.5	0.0	0.0	0.0	0.0
WIN 1969	0.0	137.5	137.5	0.0	0.0	0.0	0.0
SPR 1970	0.0	137.5	137.5	0.0	0.0	0.0	0.0
SUM 1970	0.0	137.5	137.5	0.0	0.0	0.0	0.0
WIN 1970	0.0	137.5	137.5	0.0	0.0	0.0	0.0
SPR 1971	0.0	137.5	137.5	0.0	0.0	0.0	0.0
SUM 1971	0.0	137.5	137.5	0.0	0.0	0.0	0.0
WIN 1971	0.0	137.5	137.5	0.0	0.0	0.0	0.0
SPR 1972	0.0	137.5	137.5	0.0	0.0	0.0	0.0
SUM 1972	0.0	137.5	137.5	0.0	0.0	0.0	0.0
WIN 1972	0.0	137.5	137.5	0.0	0.0	0.0	0.0
SPR 1973	0.0	137.5	137.5	0.0	0.0	0.0	0.0
SUM 1973	0.0	137.5	137.5	0.0	0.0	0.0	0.0
WIN 1973	0.0	137.5	137.5	0.0	0.0	0.0	0.0
SPR 1974	0.0	137.5	137.5	0.0	0.0	0.0	0.0
SUM 1974	0.0	137.5	137.5	0.0	0.0	0.0	0.0
WIN 1974	0.0	137.5	137.5	0.0	0.0	0.0	0.0
SPR 1975	0.0	137.5	137.5	0.0	0.0	0.0	0.0
SUM 1975	0.0	137.5	137.5	0.0	0.0	0.0	0.0
WIN 1975	0.0	137.5	137.5	0.0	0.0	0.0	0.0
SPR 1976	0.0	137.5	137.5	0.0	0.0	0.0	0.0
SUM 1976	0.0	137.5	137.5	0.0	0.0	0.0	0.0
WIN 1976	0.0	137.5	137.5	0.0	0.0	0.0	0.0
SPR 1977	0.0	137.5	137.5	0.0	0.0	0.0	0.0
SUM 1977	0.0	137.5	137.5	0.0	0.0	0.0	0.0
WIN 1977	0.0	137.5	137.5	0.0	0.0	0.0	0.0
SPR 1978	0.0	137.5	137.5	0.0	0.0	0.0	0.0
SUM 1978	0.0	137.5	137.5	0.0	0.0	0.0	0.0
WIN 1978	0.0	137.5	137.5	0.0	0.0	0.0	0.0
SPR 1979	0.0	137.5	137.5	0.0	0.0	0.0	0.0
SUM 1979	0.0	137.5	137.5	0.0	0.0	0.0	0.0
WIN 1979	0.0	137.5	137.5	0.0	0.0	0.0	0.0
SPR 1980	0.0	137.5	137.5	0.0	0.0	0.0	0.0
SUM 1980	0.0	137.5	137.5	0.0	0.0	0.0	0.0
WIN 1980	0.0	137.5	137.5	0.0	0.0	0.0	0.0
SPR 1981	0.0	137.5	137.5	0.0	0.0	0.0	0.0
SUM 1981	0.0	137.5	137.5	0.0	0.0	0.0	0.0
WIN 1981	0.0	137.5	137.5	0.0	0.0	0.0	0.0
SPR 1982	0.0	137.5	137.5	0.0	0.0	0.0	0.0
SUM 1982	0.0	137.5	137.5	0.0	0.0	0.0	0.0
WIN 1982	0.0	137.5	137.5	0.0	0.0	0.0	0.0

ENHANCED GROUND-WATER RIGHTS TRANSFER
 UNIVERSITY OF IDAHO - IDAHO WATER RESOURCES RESEARCH INSTITUTE
 IDAHO DEPA

Cells this color are set up for user entries

ENTER STARTING DATE FOR SIMULATION, THEN PUSH "UPDATE DATES" BUTTON
 TRANSFER NAME: 1958
 TRANSFER NO.:
 YEAR: 1958
 SEASON: SPRING



ENTER CELL LOCATIONS:
 TO CELL: 67
 FROM 1 CELL: 73
 FROM 2 CELL: FROM 2 CELL
 FROM 3 CELL: FROM 3 CELL

103.1 Acres
 412.4 AFA

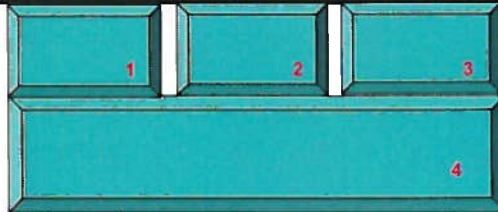
TRIMESTER	TO WELL	FROM 1 WELL	FROM 2 WELL	FROM 3 WELL	ACTIVITY
SPR 1983	0.0	137.5	137.5	0.0	Protected Use
AF/TRIMESTER	AF/TRIMESTER	AF/TRIMESTER	AF/TRIMESTER	AF/TRIMESTER	AF/TRIMESTER
SPR 1984	0.0	137.5	137.5	0.0	Without Transfer
AF/TRIMESTER	AF/TRIMESTER	AF/TRIMESTER	AF/TRIMESTER	AF/TRIMESTER	AF/TRIMESTER
SPR 1985	0.0	137.5	137.5	0.0	Without Transfer
AF/TRIMESTER	AF/TRIMESTER	AF/TRIMESTER	AF/TRIMESTER	AF/TRIMESTER	AF/TRIMESTER
SPR 1986	0.0	137.5	137.5	0.0	Without Transfer
AF/TRIMESTER	AF/TRIMESTER	AF/TRIMESTER	AF/TRIMESTER	AF/TRIMESTER	AF/TRIMESTER
SPR 1987	0.0	137.5	137.5	0.0	Without Transfer
AF/TRIMESTER	AF/TRIMESTER	AF/TRIMESTER	AF/TRIMESTER	AF/TRIMESTER	AF/TRIMESTER
SPR 1988	0.0	137.5	137.5	0.0	Without Transfer
AF/TRIMESTER	AF/TRIMESTER	AF/TRIMESTER	AF/TRIMESTER	AF/TRIMESTER	AF/TRIMESTER
SPR 1989	0.0	137.5	137.5	0.0	Without Transfer
AF/TRIMESTER	AF/TRIMESTER	AF/TRIMESTER	AF/TRIMESTER	AF/TRIMESTER	AF/TRIMESTER
SPR 1990	0.0	137.5	137.5	0.0	Without Transfer
AF/TRIMESTER	AF/TRIMESTER	AF/TRIMESTER	AF/TRIMESTER	AF/TRIMESTER	AF/TRIMESTER
SPR 1991	0.0	137.5	137.5	0.0	Without Transfer
AF/TRIMESTER	AF/TRIMESTER	AF/TRIMESTER	AF/TRIMESTER	AF/TRIMESTER	AF/TRIMESTER
SPR 1992	0.0	137.5	137.5	0.0	Without Transfer
AF/TRIMESTER	AF/TRIMESTER	AF/TRIMESTER	AF/TRIMESTER	AF/TRIMESTER	AF/TRIMESTER
SPR 1993	0.0	137.5	137.5	0.0	Without Transfer
AF/TRIMESTER	AF/TRIMESTER	AF/TRIMESTER	AF/TRIMESTER	AF/TRIMESTER	AF/TRIMESTER
SPR 1994	0.0	137.5	137.5	0.0	Without Transfer
AF/TRIMESTER	AF/TRIMESTER	AF/TRIMESTER	AF/TRIMESTER	AF/TRIMESTER	AF/TRIMESTER
SPR 1995	0.0	137.5	137.5	0.0	Without Transfer
AF/TRIMESTER	AF/TRIMESTER	AF/TRIMESTER	AF/TRIMESTER	AF/TRIMESTER	AF/TRIMESTER
SPR 1996	0.0	137.5	137.5	0.0	Without Transfer
AF/TRIMESTER	AF/TRIMESTER	AF/TRIMESTER	AF/TRIMESTER	AF/TRIMESTER	AF/TRIMESTER
SPR 1997	0.0	137.5	137.5	0.0	Without Transfer
AF/TRIMESTER	AF/TRIMESTER	AF/TRIMESTER	AF/TRIMESTER	AF/TRIMESTER	AF/TRIMESTER
SPR 1998	0.0	137.5	137.5	0.0	Without Transfer
AF/TRIMESTER	AF/TRIMESTER	AF/TRIMESTER	AF/TRIMESTER	AF/TRIMESTER	AF/TRIMESTER
SPR 1999	0.0	137.5	137.5	0.0	Without Transfer
AF/TRIMESTER	AF/TRIMESTER	AF/TRIMESTER	AF/TRIMESTER	AF/TRIMESTER	AF/TRIMESTER
SPR 2000	0.0	137.5	137.5	0.0	Without Transfer
AF/TRIMESTER	AF/TRIMESTER	AF/TRIMESTER	AF/TRIMESTER	AF/TRIMESTER	AF/TRIMESTER
SPR 2001	0.0	137.5	137.5	0.0	Without Transfer
AF/TRIMESTER	AF/TRIMESTER	AF/TRIMESTER	AF/TRIMESTER	AF/TRIMESTER	AF/TRIMESTER
SPR 2002	0.0	137.5	137.5	0.0	Without Transfer
AF/TRIMESTER	AF/TRIMESTER	AF/TRIMESTER	AF/TRIMESTER	AF/TRIMESTER	AF/TRIMESTER
SPR 2003	0.0	137.5	137.5	0.0	Without Transfer
AF/TRIMESTER	AF/TRIMESTER	AF/TRIMESTER	AF/TRIMESTER	AF/TRIMESTER	AF/TRIMESTER
SPR 2004	0.0	137.5	137.5	0.0	Without Transfer
AF/TRIMESTER	AF/TRIMESTER	AF/TRIMESTER	AF/TRIMESTER	AF/TRIMESTER	AF/TRIMESTER
SPR 2005	0.0	137.5	137.5	0.0	Without Transfer
AF/TRIMESTER	AF/TRIMESTER	AF/TRIMESTER	AF/TRIMESTER	AF/TRIMESTER	AF/TRIMESTER
SPR 2006	0.0	137.5	137.5	0.0	Without Transfer
AF/TRIMESTER	AF/TRIMESTER	AF/TRIMESTER	AF/TRIMESTER	AF/TRIMESTER	AF/TRIMESTER
SPR 2007	0.0	137.5	137.5	0.0	Without Transfer
AF/TRIMESTER	AF/TRIMESTER	AF/TRIMESTER	AF/TRIMESTER	AF/TRIMESTER	AF/TRIMESTER

ENHANCED GROUND-WATER RIGHTS TRANSFER

UNIVERSITY OF IDAHO - IDAHO WATER RESOURCES RESEARCH INSTITUTE

IDAHO DEPARTMENT OF WATER RESOURCES

Cells this color are set up for user entries



ENTER STARTING DATE FOR SIMULATION. THEN PUSH "UPDATE DATES" BUTTON

TRANSFER NO:

YEAR: 1998
SEASON: SPRING

TRANSFER NAME:

ENTER CELL LOCATIONS:

ROW	'TO' CELL	'FROM1' CELL	'FROM2' CELL	'FROM3' CELL
	67	73		
COLUMN	49	50		

103.1 Acres
412.4 AFA

TRIMESTER OF ACTIVITY	TO WELL Projected Use AF/TRIMESTER	FROM1 WELL		FROM2 WELL		FROM3 WELL	
		With Transfer AF/TRIMESTER	Without Transfer AF/TRIMESTER	With Transfer AF/TRIMESTER	Without Transfer AF/TRIMESTER	With Transfer AF/TRIMESTER	Without Transfer AF/TRIMESTER
SPR 2008	0.0	137.5	137.5	0.0	0.0	0.0	0.0
SUM 2008	0.0	137.5	137.5	0.0	0.0	0.0	0.0
WIN 2008	0.0	0.0	137.5	0.0	0.0	0.0	0.0
SPR 2009	0.0	0.0	137.5	0.0	0.0	0.0	0.0
SUM 2009	0.0	0.0	137.5	0.0	0.0	0.0	0.0
WIN 2009	0.0	0.0	137.5	0.0	0.0	0.0	0.0
SPR 2010	0.0	0.0	137.5	0.0	0.0	0.0	0.0
SUM 2010	0.0	0.0	137.5	0.0	0.0	0.0	0.0
WIN 2010	0.0	0.0	137.5	0.0	0.0	0.0	0.0
SPR 2011	0.0	0.0	137.5	0.0	0.0	0.0	0.0
SUM 2011	0.0	0.0	137.5	0.0	0.0	0.0	0.0
WIN 2011	0.0	0.0	137.5	0.0	0.0	0.0	0.0
SPR 2012	137.5	0.0	137.5	0.0	0.0	0.0	0.0
SUM 2012	137.5	0.0	137.5	0.0	0.0	0.0	0.0
WIN 2012	137.5	0.0	137.5	0.0	0.0	0.0	0.0
SPR 2013	137.5	0.0	137.5	0.0	0.0	0.0	0.0
SUM 2013	137.5	0.0	137.5	0.0	0.0	0.0	0.0
WIN 2013	137.5	0.0	137.5	0.0	0.0	0.0	0.0
SPR 2014	0.0	137.5	137.5	0.0	0.0	0.0	0.0
SUM 2014	0.0	137.5	137.5	0.0	0.0	0.0	0.0
WIN 2014	0.0	137.5	137.5	0.0	0.0	0.0	0.0
SPR 2015	0.0	137.5	137.5	0.0	0.0	0.0	0.0
SUM 2015	0.0	137.5	137.5	0.0	0.0	0.0	0.0
WIN 2015	0.0	137.5	137.5	0.0	0.0	0.0	0.0
SPR 2016	0.0	137.5	137.5	0.0	0.0	0.0	0.0
SUM 2016	0.0	137.5	137.5	0.0	0.0	0.0	0.0
WIN 2016	0.0	137.5	137.5	0.0	0.0	0.0	0.0
SPR 2017	0.0	137.5	137.5	0.0	0.0	0.0	0.0
SUM 2017	0.0	137.5	137.5	0.0	0.0	0.0	0.0
WIN 2017	0.0	137.5	137.5	0.0	0.0	0.0	0.0
SPR 2018	0.0	137.5	137.5	0.0	0.0	0.0	0.0
SUM 2018	0.0	137.5	137.5	0.0	0.0	0.0	0.0
WIN 2018	0.0	137.5	137.5	0.0	0.0	0.0	0.0
SPR 2019	0.0	137.5	137.5	0.0	0.0	0.0	0.0
SUM 2019	0.0	137.5	137.5	0.0	0.0	0.0	0.0
WIN 2019	0.0	137.5	137.5	0.0	0.0	0.0	0.0
SPR 2020	0.0	137.5	137.5	0.0	0.0	0.0	0.0
SUM 2020	0.0	137.5	137.5	0.0	0.0	0.0	0.0
WIN 2020	0.0	137.5	137.5	0.0	0.0	0.0	0.0
SPR 2021	0.0	137.5	137.5	0.0	0.0	0.0	0.0
SUM 2021	0.0	137.5	137.5	0.0	0.0	0.0	0.0
WIN 2021	0.0	137.5	137.5	0.0	0.0	0.0	0.0
SPR 2022	0.0	137.5	137.5	0.0	0.0	0.0	0.0
SUM 2022	0.0	137.5	137.5	0.0	0.0	0.0	0.0
WIN 2022	0.0	137.5	137.5	0.0	0.0	0.0	0.0
SPR 2023	0.0	137.5	137.5	0.0	0.0	0.0	0.0
SUM 2023	0.0	137.5	137.5	0.0	0.0	0.0	0.0
WIN 2023	0.0	137.5	137.5	0.0	0.0	0.0	0.0
SPR 2024	0.0	137.5	137.5	0.0	0.0	0.0	0.0
SUM 2024	0.0	137.5	137.5	0.0	0.0	0.0	0.0
WIN 2024	0.0	137.5	137.5	0.0	0.0	0.0	0.0
SPR 2025	0.0	137.5	137.5	0.0	0.0	0.0	0.0
SUM 2025	0.0	137.5	137.5	0.0	0.0	0.0	0.0
WIN 2025	0.0	137.5	137.5	0.0	0.0	0.0	0.0
SPR 2026	0.0	137.5	137.5	0.0	0.0	0.0	0.0
SUM 2026	0.0	137.5	137.5	0.0	0.0	0.0	0.0
WIN 2026	0.0	137.5	137.5	0.0	0.0	0.0	0.0
SPR 2027	0.0	137.5	137.5	0.0	0.0	0.0	0.0
SUM 2027	0.0	137.5	137.5	0.0	0.0	0.0	0.0
WIN 2027	0.0	137.5	137.5	0.0	0.0	0.0	0.0
SPR 2028	0.0	137.5	137.5	0.0	0.0	0.0	0.0
SUM 2028	0.0	137.5	137.5	0.0	0.0	0.0	0.0
WIN 2028	0.0	137.5	137.5	0.0	0.0	0.0	0.0
SPR 2029	0.0	137.5	137.5	0.0	0.0	0.0	0.0
SUM 2029	0.0	137.5	137.5	0.0	0.0	0.0	0.0
WIN 2029	0.0	137.5	137.5	0.0	0.0	0.0	0.0
SPR 2030	0.0	137.5	137.5	0.0	0.0	0.0	0.0
SUM 2030	0.0	137.5	137.5	0.0	0.0	0.0	0.0
WIN 2030	0.0	137.5	137.5	0.0	0.0	0.0	0.0
SPR 2031	0.0	137.5	137.5	0.0	0.0	0.0	0.0
SUM 2031	0.0	137.5	137.5	0.0	0.0	0.0	0.0
WIN 2031	0.0	137.5	137.5	0.0	0.0	0.0	0.0
SPR 2032	0.0	137.5	137.5	0.0	0.0	0.0	0.0
SUM 2032	0.0	137.5	137.5	0.0	0.0	0.0	0.0
WIN 2032	0.0	137.5	137.5	0.0	0.0	0.0	0.0

ENHANCED GROUND-WATER RIGHTS TRANSFER

UNIVERSITY OF IDAHO - IDAHO WATER RESOURCES RESEARCH INSTITUTE
IDAHO DEPA

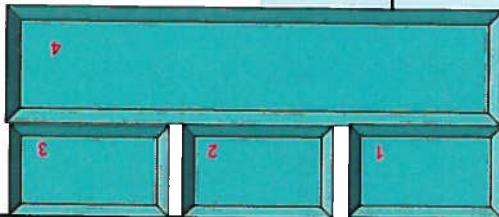
Cells this color are set up for user entries

ENTER STARTING DATE FOR SIMULATION, THEN PUSH "UPDATE DATES" BUTTON

TRANSFER NO.

YEAR 1958

SEASON SPRING



ENTER CELL LOCATIONS:

TO CELL: FROM1 CELL FROM2 CELL FROM3 CELL

ROW 67

COLUMN 49

103.1 Acres
412.4 AFA

TRIMESTER	ACTIVITY	TO WELL	Projected Use	AF/TRIMESTER	FROM1 WELL	Without Transfer	AF/TRIMESTER	FROM2 WELL	Without Transfer	AF/TRIMESTER	FROM3 WELL	Without Transfer	AF/TRIMESTER
SPR 2033			0.0	137.5			137.5			0.0			0.0
WIN 2033			0.0	137.5			137.5			0.0			0.0
SPR 2034			0.0	137.5			137.5			0.0			0.0
WIN 2034			0.0	137.5			137.5			0.0			0.0
SPR 2035			0.0	137.5			137.5			0.0			0.0
WIN 2035			0.0	137.5			137.5			0.0			0.0
SPR 2036			0.0	137.5			137.5			0.0			0.0
WIN 2036			0.0	137.5			137.5			0.0			0.0
SPR 2037			0.0	137.5			137.5			0.0			0.0
WIN 2037			0.0	137.5			137.5			0.0			0.0
SPR 2038			0.0	137.5			137.5			0.0			0.0
WIN 2038			0.0	137.5			137.5			0.0			0.0
SPR 2039			0.0	137.5			137.5			0.0			0.0
WIN 2039			0.0	137.5			137.5			0.0			0.0
SPR 2040			0.0	137.5			137.5			0.0			0.0
WIN 2040			0.0	137.5			137.5			0.0			0.0
SPR 2041			0.0	137.5			137.5			0.0			0.0
WIN 2041			0.0	137.5			137.5			0.0			0.0
SPR 2042			0.0	137.5			137.5			0.0			0.0
WIN 2042			0.0	137.5			137.5			0.0			0.0
SPR 2043			0.0	137.5			137.5			0.0			0.0
WIN 2043			0.0	137.5			137.5			0.0			0.0
SPR 2044			0.0	137.5			137.5			0.0			0.0
WIN 2044			0.0	137.5			137.5			0.0			0.0
SPR 2045			0.0	137.5			137.5			0.0			0.0
WIN 2045			0.0	137.5			137.5			0.0			0.0
SPR 2046			0.0	137.5			137.5			0.0			0.0
WIN 2046			0.0	137.5			137.5			0.0			0.0
SPR 2047			0.0	137.5			137.5			0.0			0.0
WIN 2047			0.0	137.5			137.5			0.0			0.0
SPR 2048			0.0	137.5			137.5			0.0			0.0
WIN 2048			0.0	137.5			137.5			0.0			0.0
SPR 2049			0.0	137.5			137.5			0.0			0.0
WIN 2049			0.0	137.5			137.5			0.0			0.0
SPR 2050			0.0	137.5			137.5			0.0			0.0
WIN 2050			0.0	137.5			137.5			0.0			0.0
SPR 2051			0.0	137.5			137.5			0.0			0.0
WIN 2051			0.0	137.5			137.5			0.0			0.0
SPR 2052			0.0	137.5			137.5			0.0			0.0
WIN 2052			0.0	137.5			137.5			0.0			0.0
SPR 2053			0.0	137.5			137.5			0.0			0.0
WIN 2053			0.0	137.5			137.5			0.0			0.0
SPR 2054			0.0	137.5			137.5			0.0			0.0
WIN 2054			0.0	137.5			137.5			0.0			0.0
SPR 2055			0.0	137.5			137.5			0.0			0.0
WIN 2055			0.0	137.5			137.5			0.0			0.0
SPR 2056			0.0	137.5			137.5			0.0			0.0
WIN 2056			0.0	137.5			137.5			0.0			0.0

ENHANCED GROUND-WATER RIGHTS TRANSFER

UNIVERSITY OF IDAHO - IDAHO WATER RESOURCES RESEARCH INSTITUTE

IDAHO DEPA

Cells this color are set up for user entries



(Serra)
36-7026
From 3

ENTER STARTING DATE FOR SIMULATION. THEN PUSH "UPDATE DATES" BUTTON

YEAR: 1968

SEASON: SPRING

TRANSFER NO: _____

TRANSFER NAME: _____

ENTER CELL LOCATIONS:

'TO' CELL	'FROM1' CELL	'FROM2' CELL	'FROM3' CELL
67	63		
49	52		

21.7 Acres
86.8 AFA

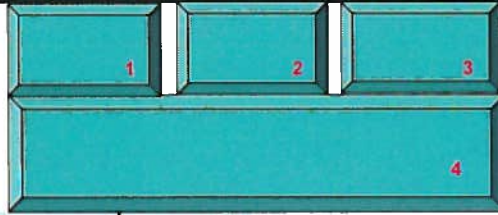
TRIMESTER OF ACTIVITY	TO WELL Projected Use AF/TRIMESTER	FROM1 WELL		FROM2 WELL		FROM3 WELL	
		With Transfer AF/TRIMESTER	Without Transfer AF/TRIMESTER	With Transfer AF/TRIMESTER	Without Transfer AF/TRIMESTER	With Transfer AF/TRIMESTER	Without Transfer AF/TRIMESTER
SPR 1968	0.0	28.9	28.9	0.0	0.0	0.0	0.0
SUM 1968	0.0	28.9	28.9	0.0	0.0	0.0	0.0
WIN 1968	0.0	28.9	28.9	0.0	0.0	0.0	0.0
SPR 1969	0.0	28.9	28.9	0.0	0.0	0.0	0.0
SUM 1969	0.0	28.9	28.9	0.0	0.0	0.0	0.0
WIN 1969	0.0	28.9	28.9	0.0	0.0	0.0	0.0
SPR 1970	0.0	28.9	28.9	0.0	0.0	0.0	0.0
SUM 1970	0.0	28.9	28.9	0.0	0.0	0.0	0.0
WIN 1970	0.0	28.9	28.9	0.0	0.0	0.0	0.0
SPR 1971	0.0	28.9	28.9	0.0	0.0	0.0	0.0
SUM 1971	0.0	28.9	28.9	0.0	0.0	0.0	0.0
WIN 1971	0.0	28.9	28.9	0.0	0.0	0.0	0.0
SPR 1972	0.0	28.9	28.9	0.0	0.0	0.0	0.0
SUM 1972	0.0	28.9	28.9	0.0	0.0	0.0	0.0
WIN 1972	0.0	28.9	28.9	0.0	0.0	0.0	0.0
SPR 1973	0.0	28.9	28.9	0.0	0.0	0.0	0.0
SUM 1973	0.0	28.9	28.9	0.0	0.0	0.0	0.0
WIN 1973	0.0	28.9	28.9	0.0	0.0	0.0	0.0
SPR 1974	0.0	28.9	28.9	0.0	0.0	0.0	0.0
SUM 1974	0.0	28.9	28.9	0.0	0.0	0.0	0.0
WIN 1974	0.0	28.9	28.9	0.0	0.0	0.0	0.0
SPR 1975	0.0	28.9	28.9	0.0	0.0	0.0	0.0
SUM 1975	0.0	28.9	28.9	0.0	0.0	0.0	0.0
WIN 1975	0.0	28.9	28.9	0.0	0.0	0.0	0.0
SPR 1976	0.0	28.9	28.9	0.0	0.0	0.0	0.0
SUM 1976	0.0	28.9	28.9	0.0	0.0	0.0	0.0
WIN 1976	0.0	28.9	28.9	0.0	0.0	0.0	0.0
SPR 1977	0.0	28.9	28.9	0.0	0.0	0.0	0.0
SUM 1977	0.0	28.9	28.9	0.0	0.0	0.0	0.0
WIN 1977	0.0	28.9	28.9	0.0	0.0	0.0	0.0
SPR 1978	0.0	28.9	28.9	0.0	0.0	0.0	0.0
SUM 1978	0.0	28.9	28.9	0.0	0.0	0.0	0.0
WIN 1978	0.0	28.9	28.9	0.0	0.0	0.0	0.0
SPR 1979	0.0	28.9	28.9	0.0	0.0	0.0	0.0
SUM 1979	0.0	28.9	28.9	0.0	0.0	0.0	0.0
WIN 1979	0.0	28.9	28.9	0.0	0.0	0.0	0.0
SPR 1980	0.0	28.9	28.9	0.0	0.0	0.0	0.0
SUM 1980	0.0	28.9	28.9	0.0	0.0	0.0	0.0
WIN 1980	0.0	28.9	28.9	0.0	0.0	0.0	0.0
SPR 1981	0.0	28.9	28.9	0.0	0.0	0.0	0.0
SUM 1981	0.0	28.9	28.9	0.0	0.0	0.0	0.0
WIN 1981	0.0	28.9	28.9	0.0	0.0	0.0	0.0
SPR 1982	0.0	28.9	28.9	0.0	0.0	0.0	0.0
SUM 1982	0.0	28.9	28.9	0.0	0.0	0.0	0.0
WIN 1982	0.0	28.9	28.9	0.0	0.0	0.0	0.0
SPR 1983	0.0	28.9	28.9	0.0	0.0	0.0	0.0
SUM 1983	0.0	28.9	28.9	0.0	0.0	0.0	0.0
WIN 1983	0.0	28.9	28.9	0.0	0.0	0.0	0.0
SPR 1984	0.0	28.9	28.9	0.0	0.0	0.0	0.0
SUM 1984	0.0	28.9	28.9	0.0	0.0	0.0	0.0
WIN 1984	0.0	28.9	28.9	0.0	0.0	0.0	0.0
SPR 1985	0.0	28.9	28.9	0.0	0.0	0.0	0.0
SUM 1985	0.0	28.9	28.9	0.0	0.0	0.0	0.0
WIN 1985	0.0	28.9	28.9	0.0	0.0	0.0	0.0
SPR 1986	0.0	28.9	28.9	0.0	0.0	0.0	0.0
SUM 1986	0.0	28.9	28.9	0.0	0.0	0.0	0.0
WIN 1986	0.0	28.9	28.9	0.0	0.0	0.0	0.0
SPR 1987	0.0	28.9	28.9	0.0	0.0	0.0	0.0
SUM 1987	0.0	28.9	28.9	0.0	0.0	0.0	0.0
WIN 1987	0.0	28.9	28.9	0.0	0.0	0.0	0.0
SPR 1988	0.0	28.9	28.9	0.0	0.0	0.0	0.0
SUM 1988	0.0	28.9	28.9	0.0	0.0	0.0	0.0
WIN 1988	0.0	28.9	28.9	0.0	0.0	0.0	0.0
SPR 1989	0.0	28.9	28.9	0.0	0.0	0.0	0.0
SUM 1989	0.0	28.9	28.9	0.0	0.0	0.0	0.0
WIN 1989	0.0	28.9	28.9	0.0	0.0	0.0	0.0
SPR 1990	0.0	28.9	28.9	0.0	0.0	0.0	0.0
SUM 1990	0.0	28.9	28.9	0.0	0.0	0.0	0.0
WIN 1990	0.0	28.9	28.9	0.0	0.0	0.0	0.0
SPR 1991	0.0	28.9	28.9	0.0	0.0	0.0	0.0
SUM 1991	0.0	28.9	28.9	0.0	0.0	0.0	0.0
WIN 1991	0.0	28.9	28.9	0.0	0.0	0.0	0.0
SPR 1992	0.0	28.9	28.9	0.0	0.0	0.0	0.0
SUM 1992	0.0	28.9	28.9	0.0	0.0	0.0	0.0
WIN 1992	0.0	28.9	28.9	0.0	0.0	0.0	0.0

ENHANCED GROUND-WATER RIGHTS TRANSFER

UNIVERSITY OF IDAHO - IDAHO WATER RESOURCES RESEARCH INSTITUTE

IDAHO DEPA

Cells this color are set up for user entries



ENTER STARTING DATE FOR SIMULATION. THEN PUSH "UPDATE DATES" BUTTON

TRANSFER NO:

YEAR: 1968
SEASON: SPRING

TRANSFER NAME:

ENTER CELL LOCATIONS:

	'TO' CELL	'FROM1' CELL	'FROM2' CELL	'FROM3' CELL
ROW	67	63		
COLUMN	49	52		

21.7 Acres
86.8 AFA

TRIMESTER OF ACTIVITY	TO WELL	FROM1 WELL		FROM2 WELL		FROM3 WELL	
	Projected Use AF/TRIMESTER	With Transfer AF/TRIMESTER	Without Transfer AF/TRIMESTER	With Transfer AF/TRIMESTER	Without Transfer AF/TRIMESTER	With Transfer AF/TRIMESTER	Without Transfer AF/TRIMESTER
SPR 2018	0.0	28.9	28.9	0.0	0.0	0.0	0.0
SUM 2018	0.0	28.9	28.9	0.0	0.0	0.0	0.0
WIN 2018	0.0	28.9	28.9	0.0	0.0	0.0	0.0
SPR 2019	0.0	28.9	28.9	0.0	0.0	0.0	0.0
SUM 2019	0.0	28.9	28.9	0.0	0.0	0.0	0.0
WIN 2019	0.0	28.9	28.9	0.0	0.0	0.0	0.0
SPR 2020	0.0	28.9	28.9	0.0	0.0	0.0	0.0
SUM 2020	0.0	28.9	28.9	0.0	0.0	0.0	0.0
WIN 2020	0.0	28.9	28.9	0.0	0.0	0.0	0.0
SPR 2021	0.0	28.9	28.9	0.0	0.0	0.0	0.0
SUM 2021	0.0	28.9	28.9	0.0	0.0	0.0	0.0
WIN 2021	0.0	28.9	28.9	0.0	0.0	0.0	0.0
SPR 2022	0.0	28.9	28.9	0.0	0.0	0.0	0.0
SUM 2022	0.0	28.9	28.9	0.0	0.0	0.0	0.0
WIN 2022	0.0	28.9	28.9	0.0	0.0	0.0	0.0
SPR 2023	0.0	28.9	28.9	0.0	0.0	0.0	0.0
SUM 2023	0.0	28.9	28.9	0.0	0.0	0.0	0.0
WIN 2023	0.0	28.9	28.9	0.0	0.0	0.0	0.0
SPR 2024	0.0	28.9	28.9	0.0	0.0	0.0	0.0
SUM 2024	0.0	28.9	28.9	0.0	0.0	0.0	0.0
WIN 2024	0.0	28.9	28.9	0.0	0.0	0.0	0.0
SPR 2025	0.0	28.9	28.9	0.0	0.0	0.0	0.0
SUM 2025	0.0	28.9	28.9	0.0	0.0	0.0	0.0
WIN 2025	0.0	28.9	28.9	0.0	0.0	0.0	0.0
SPR 2026	0.0	28.9	28.9	0.0	0.0	0.0	0.0
SUM 2026	0.0	28.9	28.9	0.0	0.0	0.0	0.0
WIN 2026	0.0	28.9	28.9	0.0	0.0	0.0	0.0
SPR 2027	0.0	28.9	28.9	0.0	0.0	0.0	0.0
SUM 2027	0.0	28.9	28.9	0.0	0.0	0.0	0.0
WIN 2027	0.0	28.9	28.9	0.0	0.0	0.0	0.0
SPR 2028	0.0	28.9	28.9	0.0	0.0	0.0	0.0
SUM 2028	0.0	28.9	28.9	0.0	0.0	0.0	0.0
WIN 2028	0.0	28.9	28.9	0.0	0.0	0.0	0.0
SPR 2029	0.0	28.9	28.9	0.0	0.0	0.0	0.0
SUM 2029	0.0	28.9	28.9	0.0	0.0	0.0	0.0
WIN 2029	0.0	28.9	28.9	0.0	0.0	0.0	0.0
SPR 2030	0.0	28.9	28.9	0.0	0.0	0.0	0.0
SUM 2030	0.0	28.9	28.9	0.0	0.0	0.0	0.0
WIN 2030	0.0	28.9	28.9	0.0	0.0	0.0	0.0
SPR 2031	0.0	28.9	28.9	0.0	0.0	0.0	0.0
SUM 2031	0.0	28.9	28.9	0.0	0.0	0.0	0.0
WIN 2031	0.0	28.9	28.9	0.0	0.0	0.0	0.0
SPR 2032	0.0	28.9	28.9	0.0	0.0	0.0	0.0
SUM 2032	0.0	28.9	28.9	0.0	0.0	0.0	0.0
WIN 2032	0.0	28.9	28.9	0.0	0.0	0.0	0.0
SPR 2033	0.0	28.9	28.9	0.0	0.0	0.0	0.0
SUM 2033	0.0	28.9	28.9	0.0	0.0	0.0	0.0
WIN 2033	0.0	28.9	28.9	0.0	0.0	0.0	0.0
SPR 2034	0.0	28.9	28.9	0.0	0.0	0.0	0.0
SUM 2034	0.0	28.9	28.9	0.0	0.0	0.0	0.0
WIN 2034	0.0	28.9	28.9	0.0	0.0	0.0	0.0
SPR 2035	0.0	28.9	28.9	0.0	0.0	0.0	0.0
SUM 2035	0.0	28.9	28.9	0.0	0.0	0.0	0.0
WIN 2035	0.0	28.9	28.9	0.0	0.0	0.0	0.0
SPR 2036	0.0	28.9	28.9	0.0	0.0	0.0	0.0
SUM 2036	0.0	28.9	28.9	0.0	0.0	0.0	0.0
WIN 2036	0.0	28.9	28.9	0.0	0.0	0.0	0.0
SPR 2037	0.0	28.9	28.9	0.0	0.0	0.0	0.0
SUM 2037	0.0	28.9	28.9	0.0	0.0	0.0	0.0
WIN 2037	0.0	28.9	28.9	0.0	0.0	0.0	0.0
SPR 2038	0.0	28.9	28.9	0.0	0.0	0.0	0.0
SUM 2038	0.0	28.9	28.9	0.0	0.0	0.0	0.0
WIN 2038	0.0	28.9	28.9	0.0	0.0	0.0	0.0
SPR 2039	0.0	28.9	28.9	0.0	0.0	0.0	0.0
SUM 2039	0.0	28.9	28.9	0.0	0.0	0.0	0.0
WIN 2039	0.0	28.9	28.9	0.0	0.0	0.0	0.0
SPR 2040	0.0	28.9	28.9	0.0	0.0	0.0	0.0
SUM 2040	0.0	28.9	28.9	0.0	0.0	0.0	0.0
WIN 2040	0.0	28.9	28.9	0.0	0.0	0.0	0.0
SPR 2041	0.0	28.9	28.9	0.0	0.0	0.0	0.0
SUM 2041	0.0	28.9	28.9	0.0	0.0	0.0	0.0
WIN 2041	0.0	28.9	28.9	0.0	0.0	0.0	0.0
SPR 2042	0.0	28.9	28.9	0.0	0.0	0.0	0.0
SUM 2042	0.0	28.9	28.9	0.0	0.0	0.0	0.0
WIN 2042	0.0	28.9	28.9	0.0	0.0	0.0	0.0

