

Water Supply Bank No. _____
(for Department use only)

RECEIVED

JAN 14 2013

DEPARTMENT OF
WATER RESOURCES

STATE OF IDAHO
WATER RESOURCE BOARD

APPLICATION TO RENT WATER
FROM THE WATER SUPPLY BANK

Name of Renter Lance and/or Lisa Funk Phone 208-226-5551

Mailing address 2960 Cedar LN American Falls, Idaho 83211 Email _____

A. DESCRIPTION OF WATER SOUGHT FOR RENT

1. <u>Maximum Flow Rate (cfs)</u>	<u>Maximum Volume (ac-ft)</u>	<u>Nature of Use</u>	<u>Period of Use</u>	
<u>3.4</u>	<u>680.0</u>	<u>Irrigation</u>	<u>5/31</u>	to <u>10/31</u>
_____	_____	_____	_____	to _____
_____	_____	_____	_____	to _____
Total: <u>3.4</u>	<u>680.0</u>			

2. Source of water Ground Water tributary to _____

3. Point(s) of Diversion:

Twp	Rge	Sec	Lot	¼	¼	¼	County
07S	28E	1		SW	SW	SE	Power County

4. Lands to be irrigated or place of use:

Twp	Rge	Sec	NE ¼				NW ¼				SW ¼				SE ¼				Totals	
			NE	NW	SW	SE	NE	NW	SW	SE	NE	NW	SW	SE	NE	NW	SW	SE		
7S	28E	12																		170.0

If the use is for irrigation, show total number of acres proposed through rental. Total Acres 170.0

B. OWNERSHIP

1. Do you own the land at the proposed point of diversion?

Yes X No _____ If no, list owner, contact information, and provide documentation of the authority to use the proposed point of diversion. _____

2. Do you own the land at the proposed place of use?

Yes X No _____ If no, list owner, contact information, and provide documentation of the authority to use the proposed place of use. _____

C. MAP

Attach a map identifying the proposed point(s) of diversion, place(s) of use, and water diversion and distribution system details as described by this application in section A. Include legal description labels.

D. GENERAL INFORMATION

1. Please provide a description of the proposed diversion system. Existing well, pump, main lines and delivery system.

2. Describe any other water rights diverted through the same point(s) of diversion or used for the same purpose(s) as described above. None

3. Will the proposed place of use receive water from any other source?
No Yes _____ If yes, describe. _____

4. If the proposed use is not for irrigation, please provide a detailed description of the proposed use and how you determined the amount of water required. Attach additional sheets if needed. N/A

5. Are there any other applications pending before the Department, such as an application for permit or transfer, for the same use(s) proposed by this rental?
No Yes _____ If yes, describe. _____

6. Was this rental application submitted in response to a Notice of Violation or a pending Notice of Violation?
No Yes _____ If yes, describe. _____

E. RENTAL TERM

1. Do you wish to rent water from the Board's bank for more than one (1) year?
No _____ Yes _____
If yes, please specify the number of years desired through proposed rental. 5

I hereby assert that the information contained in this application is true to the best of my knowledge. I understand that any willful misrepresentations made in this application may result in rejection of the application or cancellation of an approval.

If this application is approved, the applicant agrees to the following:

1. The use of water under this agreement shall be subject to the provisions of Section 42-1766, Idaho Code.
2. Renter shall comply with all applicable state and federal laws while using water under this agreement.
3. Renter shall hold the Board, the Director, and the state of Idaho harmless from all liability on account of negligent acts of the renter.
4. The Director may terminate diversion of water if the Director determines there is not a sufficient water supply for the priority of the right or portion thereof being rented.
5. Failure of the renter to comply with the conditions of this agreement is cause for the Director to rescind approval of the rental agreement.
6. Renter is not authorized to use water proposed by this application until the rental fees are paid in full and the renter receives an executed copy of the agreement signed by the Director.

Signature of Applicant

Printed Name and Title*

Date

Signature of Applicant

Printed Name and Title*

Date

*Please provide title of signatory if signing on behalf of a company or organization or with power of attorney



- Legend**
- Huse_WB_POD's
 - Huse_WB 36, 7973
 - New_Water_Bank_2013_Huse
 - 35-7973
 - Place of Use 35-7973
 - Township
 - Sections
 - labeled



**FUNK, LANCE - HUSE FARM
WATER BANK RENTAL 2013, 35-7973
NAIP 2011 AERIAL**

Transfer 5 : 12.2 Acres from Jantzoh Keart

100.0% Pre-SS 48,800 AFA 12.2 Acres 18.9
 100.0% Post-SS 48,800 AFA 12.2 Acres

WR No.	Div. Rate (CFS)	Con. Vol. (AFA)	No. of Irr. Acres	Priority Date	POD Location	Dedicated Vol. AFA/ AFT	Model Node	Impact by Reach (AFT/Trimester)										
								Ashton to Reuburg	Hesse to Shelby	Shelby to Nr Bickel	Nr Bickel To Neeley	Neeley to Minnesota	Dev. Wbl. To Buhi	Buhi to Kepr	Kepr	Kepr to Matad	Matad	Matad to Benzcroft
Transfer: Proposed Steady State Impacts following Transfer								0.11	0.14	1.13	10.23	12.74	0.22	0.08	0.05	0.01	0.05	0.00
Transfer: Worst Case Transient State Impacts following Transfer								0.11	0.14	1.13	10.23	12.74	0.22	0.08	0.05	0.01	0.05	0.00
Steady State Analysis								0.0%	0.0%	0.0%	0.0%	0.0%	0.00%	0.0%	0.0%	0.0%	0.0%	0.1%
Mitigation Check 1 - >10% of Historical:								0.0	0.0	0.0	0.0	0.0	0.000	0.0	0.0	0.0	0.0	0.0
Mitigation Check 2: > 2 AFT:								0.9%	0.9%	4.9%	41.3%	31.9%	0.9%	0.3%	0.2%	0.0%	0.2%	0.0%
Mitigation Check 3 - >10% of Total:								NO	NO	NO	NO	NO	NO	NO	NO	NO	NO	NO
Mitigation Required?:								NO	NO	NO	NO	NO	NO	NO	NO	NO	NO	NO
Mitigation Vol. Req'd (ac-ft):								0.0	0.0	0.0	0.0	0.0	0.0	0.0	0.0	0.0	0.0	0.0
Transient State Analysis								0.0%	0.0%	6.8%	0.0%	0.0%	18.43%	19.9%	19.8%	19.9%	19.9%	19.9%
Mitigation Check 1 - >10% of Historical:								0.0	0.0	0.1	0.0	0.0	0.04	0.0	0.0	0.0	0.0	0.0
Mitigation Check 2: > 2 AFT:								NO	NO	NO	NO	NO	NO	NO	NO	NO	NO	NO
Mitigation Required?:								NO	NO	NO	NO	NO	NO	NO	NO	NO	NO	NO
Mitigation Vol. Req'd (ac-ft):								0.0	0.0	0.1	0.0	0.0	0.04	0.0	0.0	0.0	0.0	0.0

Transfer 6: 28.9 Acres from Ward & Livestock

100.0% Pre-SS 115,900 AFA 28.9 Acres
 100.0% Post-SS 115,900 AFA 28.9 Acres

WR No.	Div. Rate (CFS)	Con. Vol. (AFA)	No. of Irr. Acres	Priority Date	POD Location	Dedicated Vol. AFA/ AFT	Model Node	Impact by Reach (AFT/Trimester)										
								Ashton to Reuburg	Hesse to Shelby	Shelby to Nr Bickel	Nr Bickel To Neeley	Neeley to Minnesota	Dev. Wbl. To Buhi	Buhi to Kepr	Kepr	Kepr to Matad	Matad	Matad to Benzcroft
Transfer: Proposed Steady State Impacts following Transfer								0.28	0.30	2.23	8.11	20.75	3.58	1.37	0.87	0.10	0.82	0.03
Transfer: Worst Case Transient State Impacts following Transfer								0.28	0.30	2.23	8.11	20.75	3.58	1.37	0.87	0.10	0.82	0.03
Steady State Analysis								-99.3%	-99.4%	-99.5%	-99.6%	-99.9%	-99.4%	-99.5%	-99.5%	-99.5%	-99.5%	-99.4%
Mitigation Check 1 - >10% of Historical:								-0.3	-0.3	-2.2	-8.1	-20.7	-3.6	-1.4	-0.9	-0.1	-0.8	0.0
Mitigation Check 2: > 2 AFT:								2.0%	1.8%	10.7%	34.6%	12.4%	21.2%	7.6%	4.7%	0.9%	4.3%	0.2%
Mitigation Check 3 - >10% of Total:								NO	NO	NO	NO	NO	NO	NO	NO	NO	NO	NO
Mitigation Required?:								NO	NO	NO	NO	NO	NO	NO	NO	NO	NO	NO
Mitigation Vol. Req'd (ac-ft):								-0.3	-0.3	-2.2	-8.1	-20.7	-3.6	-1.4	-0.9	-0.1	-0.8	0.0
Transient State Analysis								-53.5%	-51.6%	-30.3%	24.7%	-64.6%	-76.3%	-76.3%	-76.3%	-76.3%	-74.4%	
Mitigation Check 1 - >10% of Historical:								-0.1	-0.2	-0.7	2.0	-19.8	-2.7	-1.0	-0.7	-0.1	-0.6	0.0
Mitigation Check 2: > 2 AFT:								NO	NO	NO	YES	NO	NO	NO	NO	NO	NO	NO
Mitigation Required?:								NO	NO	NO	YES	NO	NO	NO	NO	NO	NO	NO
Mitigation Vol. Req'd (ac-ft):								-0.1	-0.2	-0.7	2.0	-19.8	-2.7	-1.0	-0.7	-0.1	-0.6	0.0

Transfer 7: 11.7 Acres from KBC Farms

100.0% Pre-SS 48,800 AFA 11.7 Acres
 100.0% Post-SS 48,800 AFA 11.7 Acres

WR No.	Div. Rate (CFS)	Con. Vol. (AFA)	No. of Irr. Acres	Priority Date	POD Location	Dedicated Vol. AFA/ AFT	Model Node	Impact by Reach (AFT/Trimester)										
								Ashton to Reuburg	Hesse to Shelby	Shelby to Nr Bickel	Nr Bickel To Neeley	Neeley to Minnesota	Dev. Wbl. To Buhi	Buhi to Kepr	Kepr	Kepr to Matad	Matad	Matad to Benzcroft
Transfer: Proposed Steady State Impacts following Transfer								0.52	0.82	4.28	9.52	0.22	0.22	0.09	0.05	0.01	0.05	0.00
Transfer: Worst Case Transient State Impacts following Transfer								0.52	0.82	4.28	9.52	0.22	0.22	0.09	0.05	0.01	0.05	0.00
Steady State Analysis								0.0%	0.0%	0.0%	0.0%	0.0%	-0.1%	0.0%	0.0%	0.0%	0.0%	-0.1%
Mitigation Check 1 - >10% of Historical:								0.0	0.0	0.0	0.0	0.0	0.0	0.0	0.0	0.0	0.0	0.0
Mitigation Check 2: > 2 AFT:								3.3%	4.0%	27.5%	61.1%	1.4%	1.4%	0.6%	0.4%	0.0%	0.3%	0.0%
Mitigation Check 3 - >10% of Total:								NO	NO	NO	NO	NO	NO	NO	NO	NO	NO	NO
Mitigation Required?:								NO	NO	NO	NO	NO	NO	NO	NO	NO	NO	NO
Mitigation Vol. Req'd (ac-ft):								0.0	0.0	0.0	0.0	0.0	0.0	0.0	0.0	0.0	0.0	0.0
Transient State Analysis								0.0%	0.0%	0.0%	0.0%	0.0%	88.2%	-0.1%	0.0%	0.0%	0.0%	-0.1%
Mitigation Check 1 - >10% of Historical:								0.0	0.0	0.0	0.0	0.0	0.2	0.0	0.0	0.0	0.0	0.0
Mitigation Check 2: > 2 AFT:								NO	NO	NO	NO	NO	NO	NO	NO	NO	NO	NO
Mitigation Required?:								NO	NO	NO	NO	NO	NO	NO	NO	NO	NO	NO
Mitigation Vol. Req'd (ac-ft):								0.0	0.0	0.0	0.0	0.0	0.2	0.0	0.0	0.0	0.0	0.0

Evaluation of overall mitigation requirements per reach Steady State and Transient State, and Off-Setting Benefits (Sum of reach debits only where mitigation is required and credits)

Carry out one way analysis. If reach depletions go up, it is a debit, if they go down, it is a credit. Sum all debits, only where mitigation is required (dark yellow), and all credits (light yellow). Mitigation is required for the full amount of the summed values if greater than zero.

Steady state analysis represents permanent mitigation requirements at future steady state (or last timestep from the ESPAM Transfer Tool model run).

Transient state analysis represents mitigation requirements for the worst or maximum time step in the model run.

Steady State Summary of Modified Stream Depletions Following Transfer(s)
Impact by Reach (AF/T/Trimester)

	Ashton to Reuburg	Hesse to Shelley	Shelley to Nr Bickr To Neesley	Nr Bickr To Neesley	Neesley to Minnesota	Dev. Wbl. To Buhl	Buhl to 1000 Spr	1000 Spr to Maled	Maled to Bancroft	Maled to Bancroft
1	0.0	0.0	0.0	0.0	0.0	0.0	0.0	0.0	0.0	0.0
2	0.0	0.0	0.0	0.0	0.0	0.0	0.0	0.0	0.0	0.0
3	0.0	0.0	0.0	0.0	0.0	0.0	0.0	0.0	0.0	0.0
4	0.0	0.0	0.0	0.0	0.0	0.0	0.0	0.0	0.0	0.0
5	0.0	0.0	0.0	0.0	0.0	0.0	0.0	0.0	0.0	0.0
6	-0.3	-0.3	-2.2	-8.1	-20.7	-3.6	-1.4	-0.9	-0.1	-0.8
7	0.0	0.0	0.0	0.0	0.0	0.0	0.0	0.0	0.0	0.0
8	0.0	0.0	0.0	0.0	0.0	0.0	0.0	0.0	0.0	0.0
9	0.0	0.0	0.0	0.0	0.0	0.0	0.0	0.0	0.0	0.0
10	0.0	0.0	0.0	0.0	0.0	0.0	0.0	0.0	0.0	0.0
11	0.0	0.0	0.0	0.0	0.0	0.0	0.0	0.0	0.0	0.0
12	0.0	0.0	0.0	0.0	0.0	0.0	0.0	0.0	0.0	0.0
13	0.0	0.0	0.0	0.0	0.0	0.0	0.0	0.0	0.0	0.0
14	0.0	0.0	0.0	0.0	0.0	0.0	0.0	0.0	0.0	0.0
15	0.0	0.0	0.0	0.0	0.0	0.0	0.0	0.0	0.0	0.0
16	0.0	0.0	0.0	0.0	0.0	0.0	0.0	0.0	0.0	0.0
17	0.0	0.0	0.0	0.0	0.0	0.0	0.0	0.0	0.0	0.0
18	0.0	0.0	0.0	0.0	0.0	0.0	0.0	0.0	0.0	0.0
19	0.0	0.0	0.0	0.0	0.0	0.0	0.0	0.0	0.0	0.0
Summary:	-0.3	-0.3	-2.2	-8.1	-20.7	-3.6	-1.4	-0.9	-0.1	-0.8

Evaluation of transient state mitigation requirement is not comprehensive across all time steps. Instead this evaluation finds the maximum stream depletion following the start of the transfer and looks at depletion amounts from that time step. In many instances this depletion is greater than the depletion associated with the steady state condition or final time step. This evaluation is merely an indicator of whether transient depletions must be considered, not an indicator of all transient impacts.

Transient State Summary of Modified Stream Depletions Following Transfer(s)
Impact by Reach (AF/T/Trimester)

	Ashton to Reuburg	Hesse to Shelley	Shelley to Nr Bickr To Neesley	Nr Bickr To Neesley	Neesley to Minnesota	Dev. Wbl. To Buhl	Buhl to 1000 Spr	1000 Spr to Maled	Maled to Bancroft	Maled to Bancroft
1	0.0	0.0	0.0	0.0	0.0	0.0	0.0	0.0	0.0	0.0
2	0.0	0.0	0.0	0.0	0.3	0.0	0.0	0.0	0.0	0.0
3	0.0	0.0	0.0	0.0	0.7	0.0	0.0	0.0	0.0	0.0
4	0.0	0.0	0.0	0.0	0.8	0.0	0.0	0.0	0.0	0.0
5	0.0	0.0	0.1	0.0	0.0	0.0	0.0	0.0	0.0	0.0
6	-0.1	-0.2	-0.7	2.0	-19.6	-2.7	-1.0	-0.7	-0.1	-0.6
7	0.0	0.0	0.0	0.0	0.2	0.0	0.0	0.0	0.0	0.0
8	0.0	0.0	0.0	0.0	0.0	0.0	0.0	0.0	0.0	0.0
9	0.0	0.0	0.0	0.0	0.0	0.0	0.0	0.0	0.0	0.0
10	0.0	0.0	0.0	0.0	0.0	0.0	0.0	0.0	0.0	0.0
11	0.0	0.0	0.0	0.0	0.0	0.0	0.0	0.0	0.0	0.0
12	0.0	0.0	0.0	0.0	0.0	0.0	0.0	0.0	0.0	0.0
13	0.0	0.0	0.0	0.0	0.0	0.0	0.0	0.0	0.0	0.0
14	0.0	0.0	0.0	0.0	0.0	0.0	0.0	0.0	0.0	0.0
15	0.0	0.0	0.0	0.0	0.0	0.0	0.0	0.0	0.0	0.0
16	0.0	0.0	0.0	0.0	0.0	0.0	0.0	0.0	0.0	0.0
17	0.0	0.0	0.0	0.0	0.0	0.0	0.0	0.0	0.0	0.0
18	0.0	0.0	0.0	0.0	0.0	0.0	0.0	0.0	0.0	0.0
19	0.0	0.0	0.0	0.0	0.0	0.0	0.0	0.0	0.0	0.0
Summary:	-0.1	-0.2	-0.7	2.0	-17.5	-2.7	-1.0	-0.7	-0.1	-0.6

Evaluation of Permanent Mitigation Efforts (non-use, acreage consolidation) In Addition to Off-Setting Transfer Benefits - Steady State Evaluation Only

Set Aside 1 (Non-Use/Desiccation):

WR No.	Div. Rate (CFS)	Con. Vol. (AFA)	No. of Irr. Acres	Priority Date	POD Location	Dedicated Vol. AFA/ AFT	Model Node
Non-Use: Proposed Steady State Impacts following Change							
Non-Use 1: Worst Case Transient State Impacts following Change							

Impact by Reach (AF/T/Trimester)

	Ashton to Reuburg	Hesse to Shelley	Shelley to Nr Bickr To Neesley	Nr Bickr To Neesley	Neesley to Minnesota	Dev. Wbl. To Buhl	Buhl to 1000 Spr	1000 Spr to Maled	Maled to Bancroft	Maled to Bancroft
SS Reach Impacts:	0.0	0.0	0.0	0.0	0.0	0.0	0.0	0.0	0.0	0.0
TS Reach Impacts:	0.0	0.0	0.0	0.0	0.0	0.0	0.0	0.0	0.0	0.0

Read Me

Re-evaluation of overall mitigation requirements per reach, Steady State Only (Sum of reach debits only where mitigation is required and credits)

Steady State Summary of Modified Stream Depletions Following Transfer(s)
Impact by Reach (AF/T/Trimester)

	Ashton to Reuburg	Hesse to Shelley	Shelley to Nr Bickr To Neesley	Nr Bickr To Neesley	Neesley to Minnesota	Dev. Wbl. To Buhl	Buhl to 1000 Spr	1000 Spr to Maled	Maled to Bancroft	Maled to Bancroft
Total 1-Way Transfer Depletions:	-0.3	-0.3	-2.2	-8.1	-20.7	-3.6	-1.4	-0.9	-0.1	-0.8
Total Mitigation Efforts:	0.0	0.0	0.0	0.0	0.0	0.0	0.0	0.0	0.0	0.0
Summary:	-0.3	-0.3	-2.2	-8.1	-20.7	-3.6	-1.4	-0.9	-0.1	-0.8

Transient State Summary of Modified Stream Depletions Following Transfer(s)
Impact by Reach (AF/T/Trimester)

	Ashton to Reuburg	Hesse to Shelley	Shelley to Nr Bickr To Neesley	Nr Bickr To Neesley	Neesley to Minnesota	Dev. Wbl. To Buhl	Buhl to 1000 Spr	1000 Spr to Maled	Maled to Bancroft	Maled to Bancroft
Total 1-Way Transfer Depletions:	-0.1	-0.2	-0.7	2.0	-17.5	-2.7	-1.0	-0.7	-0.1	-0.6
Total Mitigation Efforts:	0.0	0.0	0.0	0.0	0.0	0.0	0.0	0.0	0.0	0.0
Summary:	-0.1	-0.2	-0.7	2.0	-17.5	-2.7	-1.0	-0.7	-0.1	-0.6

WIN 1995	0.0	0.0	0.0	0.0	-5.1	0.0	0.0	0.0	0.0	0.0	0.0	WIN 1995
SPR 1996	0.0	0.0	0.0	0.0	-7.7	0.0	0.0	0.0	0.0	0.0	0.0	SPR 1996
SUM 1996	0.0	0.0	0.0	-0.1	-9.8	0.0	0.0	0.0	0.0	0.0	0.0	SUM 1996
WIN 1996	0.0	0.0	0.0	-0.1	-11.5	0.0	0.0	0.0	0.0	0.0	0.0	WIN 1996
SPR 1997	0.0	0.0	0.0	-0.2	-12.8	0.0	0.0	0.0	0.0	0.0	0.0	SPR 1997
SUM 1997	0.0	0.0	-0.1	-0.3	-13.9	-0.1	0.0	0.0	0.0	0.0	0.0	SUM 1997
WIN 1997	0.0	0.0	-0.1	-0.4	-14.7	-0.1	0.0	0.0	0.0	0.0	0.0	WIN 1997
SPR 1998	0.0	0.0	-0.1	-0.6	-15.4	-0.1	0.0	0.0	0.0	0.0	0.0	SPR 1998
SUM 1998	0.0	0.0	-0.1	-0.8	-16.0	-0.2	-0.1	0.0	0.0	0.0	0.0	SUM 1998
WIN 1998	0.0	0.0	-0.2	-1.0	-16.5	-0.2	-0.1	0.0	0.0	0.0	0.0	WIN 1998
SPR 1999	0.0	0.0	-0.2	-1.2	-16.9	-0.3	-0.1	-0.1	0.0	-0.1	0.0	SPR 1999
SUM 1999	0.0	0.0	-0.3	-1.4	-17.2	-0.3	-0.1	-0.1	0.0	-0.1	0.0	SUM 1999
WIN 1999	0.0	0.0	-0.3	-1.6	-17.5	-0.4	-0.1	-0.1	0.0	-0.1	0.0	WIN 1999
SPR 2000	0.0	0.0	-0.4	-1.8	-17.8	-0.4	-0.2	-0.1	0.0	-0.1	0.0	SPR 2000
SUM 2000	0.0	0.0	-0.4	-2.0	-18.0	-0.5	-0.2	-0.1	0.0	-0.1	0.0	SUM 2000
WIN 2000	0.0	0.0	-0.5	-2.2	-18.2	-0.6	-0.2	-0.1	0.0	-0.1	0.0	WIN 2000
SPR 2001	0.0	0.0	-0.5	-2.4	-18.4	-0.6	-0.2	-0.2	0.0	-0.1	0.0	SPR 2001
SUM 2001	0.0	0.0	-0.6	-2.6	-18.5	-0.7	-0.3	-0.2	0.0	-0.2	0.0	SUM 2001
WIN 2001	0.0	0.0	-0.6	-2.8	-18.6	-0.8	-0.3	-0.2	0.0	-0.2	0.0	WIN 2001
SPR 2002	0.0	0.0	-0.6	-2.9	-18.8	-0.9	-0.3	-0.2	0.0	-0.2	0.0	SPR 2002
SUM 2002	0.0	0.0	-0.7	-3.1	-18.9	-0.9	-0.4	-0.2	0.0	-0.2	0.0	SUM 2002
WIN 2002	0.0	-0.1	-0.7	-3.3	-19.0	-1.0	-0.4	-0.2	0.0	-0.2	0.0	WIN 2002
SPR 2003	0.0	-0.1	-0.8	-3.4	-19.1	-1.1	-0.4	-0.3	0.0	-0.2	0.0	SPR 2003
SUM 2003	0.0	-0.1	-0.8	-3.6	-19.1	-1.1	-0.4	-0.3	0.0	-0.3	0.0	SUM 2003
WIN 2003	0.0	-0.1	-0.9	-3.7	-19.2	-1.2	-0.5	-0.3	0.0	-0.3	0.0	WIN 2003
SPR 2004	0.0	-0.1	-0.9	-3.9	-19.3	-1.3	-0.5	-0.3	0.0	-0.3	0.0	SPR 2004
SUM 2004	0.0	-0.1	-0.9	-4.0	-19.4	-1.3	-0.5	-0.3	0.0	-0.3	0.0	SUM 2004
WIN 2004	0.0	-0.1	-1.0	-4.2	-19.4	-1.4	-0.5	-0.3	0.0	-0.3	0.0	WIN 2004
SPR 2005	0.0	-0.1	-1.0	-4.3	-19.5	-1.5	-0.6	-0.4	0.0	-0.3	0.0	SPR 2005
SUM 2005	0.0	-0.1	-1.1	-4.4	-19.5	-1.5	-0.6	-0.4	0.0	-0.3	0.0	SUM 2005
WIN 2005	0.0	-0.1	-1.1	-4.5	-19.6	-1.6	-0.6	-0.4	0.0	-0.4	0.0	WIN 2005
SPR 2006	0.0	-0.1	-1.1	-4.6	-19.6	-1.6	-0.6	-0.4	0.0	-0.4	0.0	SPR 2006
SUM 2006	0.0	-0.1	-1.2	-4.7	-19.7	-1.7	-0.6	-0.4	0.0	-0.4	0.0	SUM 2006
WIN 2006	0.0	-0.1	-1.2	-4.8	-19.7	-1.7	-0.7	-0.4	0.0	-0.4	0.0	WIN 2006
SPR 2007	-0.1	-0.1	-1.2	-4.9	-19.7	-1.8	-0.7	-0.4	0.0	-0.4	0.0	SPR 2007
SUM 2007	-0.1	-0.1	-1.3	-5.0	-19.8	-1.8	-0.7	-0.4	0.0	-0.4	0.0	SUM 2007
WIN 2007	-0.1	-0.1	-1.3	-5.1	-19.8	-1.9	-0.7	-0.5	-0.1	-0.4	0.0	WIN 2007
SPR 2008	-0.1	-0.1	-1.3	-5.2	-19.8	-1.9	-0.7	-0.5	-0.1	-0.4	0.0	SPR 2008
SUM 2008	-0.1	-0.2	-10.3	-54.6	-19.9	-2.0	-0.8	-0.5	-0.1	-0.5	0.0	SUM 2008
WIN 2008	-0.1	-0.3	-17.5	-80.5	-20.1	-2.0	-0.8	-0.5	-0.1	-0.5	0.0	WIN 2008
SPR 2009	-0.1	-0.6	-27.9	-137.7	-20.4	-2.1	-0.8	-0.5	-0.1	-0.5	0.0	SPR 2009
SUM 2009	-0.2	-1.0	-35.7	-166.2	-20.7	-2.2	-0.8	-0.5	-0.1	-0.5	0.0	SUM 2009
WIN 2009	-0.3	-1.4	-41.3	-183.2	-21.0	-2.2	-0.9	-0.5	-0.1	-0.5	0.0	WIN 2009
SPR 2010	-0.5	-1.8	-45.6	-194.7	-21.2	-2.3	-0.9	-0.6	-0.1	-0.5	0.0	SPR 2010
SUM 2010	-0.6	-2.3	-49.0	-203.0	-21.5	-2.4	-0.9	-0.6	-0.1	-0.6	0.0	SUM 2010
WIN 2010	-0.8	-2.7	-51.7	-209.4	-21.8	-2.5	-1.0	-0.6	-0.1	-0.6	0.0	WIN 2010
SPR 2011	-0.9	-3.1	-54.1	-216.0	-22.2	-2.7	-1.0	-0.6	-0.1	-0.6	0.0	SPR 2011
SUM 2011	-1.1	-3.5	-56.1	-222.0	-30.0	-2.8	-1.1	-0.7	-0.1	-0.6	0.0	SUM 2011
WIN 2011	-1.2	-3.8	-57.9	-226.9	-31.5	-2.9	-1.1	-0.7	-0.1	-0.7	0.0	WIN 2011
SPR 2012	-1.4	-4.1	-59.4	-230.9	-32.6	-3.1	-1.2	-0.7	-0.1	-0.7	0.0	SPR 2012
SUM 2012	-1.6	-4.4	-60.8	-234.3	-33.3	-3.3	-1.2	-0.8	-0.1	-0.7	0.0	SUM 2012
WIN 2012	-1.7	-4.7	-62.0	-237.2	-33.9	-3.4	-1.3	-0.8	-0.1	-0.8	0.0	WIN 2012
SPR 2013	-1.9	-4.9	-60.7	-210.1	-33.6	-3.6	-1.4	-0.9	-0.1	-0.8	0.0	SPR 2013
SUM 2013	-2.0	-5.1	-57.8	-176.8	-32.4	-3.7	-1.4	-0.9	-0.1	-0.8	0.0	SUM 2013
WIN 2013	-2.2	-5.2	-54.3	-148.4	-30.6	-3.8	-1.4	-0.9	-0.1	-0.9	0.0	WIN 2013
SPR 2014	-2.3	-5.1	-37.9	-62.2	-29.0	-3.8	-1.5	-0.9	-0.1	-0.9	0.0	SPR 2014
SUM 2014	-2.4	-4.9	-27.7	-37.1	-27.8	-3.8	-1.5	-0.9	-0.1	-0.9	0.0	SUM 2014
WIN 2014	-2.4	-4.6	-21.8	-30.1	-27.2	-3.7	-1.4	-0.9	-0.1	-0.9	0.0	WIN 2014
SPR 2015	-2.4	-4.2	-18.1	-28.2	-27.1	-3.6	-1.4	-0.9	-0.1	-0.8	0.0	SPR 2015
SUM 2015	-2.4	-3.9	-15.6	-27.5	-27.2	-3.5	-1.4	-0.9	-0.1	-0.8	0.0	SUM 2015
WIN 2015	-2.4	-3.5	-13.7	-27.1	-27.5	-3.4	-1.3	-0.8	-0.1	-0.8	0.0	WIN 2015
SPR 2016	-2.3	-3.2	-12.3	-25.1	-22.8	-3.3	-1.3	-0.8	-0.1	-0.8	0.0	SPR 2016
SUM 2016	-2.3	-2.9	-11.0	-22.9	-20.8	-3.2	-1.3	-0.8	-0.1	-0.8	0.0	SUM 2016
WIN 2016	-2.2	-2.7	-10.0	-20.9	-19.9	-3.2	-1.2	-0.8	-0.1	-0.7	0.0	WIN 2016
SPR 2017	-2.2	-2.5	-9.1	-19.3	-19.6	-3.1	-1.2	-0.8	-0.1	-0.7	0.0	SPR 2017
SUM 2017	-2.2	-2.3	-8.3	-18.0	-19.5	-3.1	-1.2	-0.8	-0.1	-0.7	0.0	SUM 2017
WIN 2017	-2.1	-2.1	-7.6	-16.8	-19.5	-3.1	-1.2	-0.8	-0.1	-0.7	0.0	WIN 2017
SPR 2018	-2.1	-2.0	-7.0	-15.9	-19.6	-3.0	-1.2	-0.7	-0.1	-0.7	0.0	SPR 2018
SUM 2018	-2.0	-1.9	-6.5	-15.1	-19.7	-3.0	-1.2	-0.7	-0.1	-0.7	0.0	SUM 2018
WIN 2018	-2.0	-1.8	-6.1	-14.3	-19.8	-3.0	-1.2	-0.7	-0.1	-0.7	0.0	WIN 2018
SPR 2019	-1.9	-1.7	-5.7	-13.7	-19.9	-3.0	-1.2	-0.7	-0.1	-0.7	0.0	SPR 2019
SUM 2019	-1.9	-1.6	-5.4	-13.2	-20.0	-3.0	-1.2	-0.7	-0.1	-0.7	0.0	SUM 2019

WIN 2091	-0.3	-0.3	-2.2	-8.1	-20.7	-3.6	-1.4	-0.9	-0.1	-0.8	0.0	WIN 2091
SPR 2092	-0.3	-0.3	-2.2	-8.1	-20.7	-3.6	-1.4	-0.9	-0.1	-0.8	0.0	SPR 2092
SUM 2092	-0.3	-0.3	-2.2	-8.1	-20.7	-3.6	-1.4	-0.9	-0.1	-0.8	0.0	SUM 2092
WIN 2092	-0.3	-0.3	-2.2	-8.1	-20.7	-3.6	-1.4	-0.9	-0.1	-0.8	0.0	WIN 2092
SPR 2093	-0.3	-0.3	-2.2	-8.1	-20.7	-3.6	-1.4	-0.9	-0.1	-0.8	0.0	SPR 2093
SUM 2093	-0.3	-0.3	-2.2	-8.1	-20.7	-3.6	-1.4	-0.9	-0.1	-0.8	0.0	SUM 2093
WIN 2093	-0.3	-0.3	-2.2	-8.1	-20.7	-3.6	-1.4	-0.9	-0.1	-0.8	0.0	WIN 2093
SPR 2094	-0.3	-0.3	-2.2	-8.1	-20.7	-3.6	-1.4	-0.9	-0.1	-0.8	0.0	SPR 2094
SUM 2094	-0.3	-0.3	-2.2	-8.1	-20.7	-3.6	-1.4	-0.9	-0.1	-0.8	0.0	SUM 2094
WIN 2094	-0.3	-0.3	-2.2	-8.1	-20.7	-3.6	-1.4	-0.9	-0.1	-0.8	0.0	WIN 2094
SPR 2095	-0.3	-0.3	-2.2	-8.1	-20.7	-3.6	-1.4	-0.9	-0.1	-0.8	0.0	SPR 2095
SUM 2095	-0.3	-0.3	-2.2	-8.1	-20.7	-3.6	-1.4	-0.9	-0.1	-0.8	0.0	SUM 2095
WIN 2095	-0.3	-0.3	-2.2	-8.1	-20.7	-3.6	-1.4	-0.9	-0.1	-0.8	0.0	WIN 2095
SPR 2096	-0.3	-0.3	-2.2	-8.1	-20.7	-3.6	-1.4	-0.9	-0.1	-0.8	0.0	SPR 2096
SUM 2096	-0.3	-0.3	-2.2	-8.1	-20.7	-3.6	-1.4	-0.9	-0.1	-0.8	0.0	SUM 2096
WIN 2096	-0.3	-0.3	-2.2	-8.1	-20.7	-3.6	-1.4	-0.9	-0.1	-0.8	0.0	WIN 2096
SPR 2097	-0.3	-0.3	-2.2	-8.1	-20.7	-3.6	-1.4	-0.9	-0.1	-0.8	0.0	SPR 2097
SUM 2097	-0.3	-0.3	-2.2	-8.1	-20.7	-3.6	-1.4	-0.9	-0.1	-0.8	0.0	SUM 2097
WIN 2097	-0.3	-0.3	-2.2	-8.1	-20.7	-3.6	-1.4	-0.9	-0.1	-0.8	0.0	WIN 2097
SPR 2098	-0.3	-0.3	-2.2	-8.1	-20.7	-3.6	-1.4	-0.9	-0.1	-0.8	0.0	SPR 2098
SUM 2098	-0.3	-0.3	-2.2	-8.1	-20.7	-3.6	-1.4	-0.9	-0.1	-0.8	0.0	SUM 2098
WIN 2098	-0.3	-0.3	-2.2	-8.1	-20.7	-3.6	-1.4	-0.9	-0.1	-0.8	0.0	WIN 2098
SPR 2099	-0.3	-0.3	-2.2	-8.1	-20.7	-3.6	-1.4	-0.9	-0.1	-0.8	0.0	SPR 2099
SUM 2099	-0.3	-0.3	-2.2	-8.1	-20.7	-3.6	-1.4	-0.9	-0.1	-0.8	0.0	SUM 2099
WIN 2099	-0.3	-0.3	-2.2	-8.1	-20.7	-3.6	-1.4	-0.9	-0.1	-0.8	0.0	WIN 2099

Total Sum of Acre-Feet per Trimester Net Effect*

<u>Ashton to Rexburg</u>	<u>Heise to Shelley</u>	<u>Shelley to Nr Blckft Neeley</u>	<u>Nr Blckft T. Neeley Minidoka</u>	<u>Dev. Wbl. Buhl</u>	<u>Buhl to Kspr</u>	<u>Kspr</u>	<u>Kspr to Malad</u>	<u>Malad</u>	<u>Malad to Bancroft</u>
0.0	0.0	0.0	0.0	0.0	0.0	0.0	0.0	0.0	0.0

Max Acre-Feet per Trimester Net Effect**

<u>Ashton to Rexburg</u>	<u>Heise to Shelley</u>	<u>Shelley to Nr Blckft Neeley</u>	<u>Nr Blckft T. Neeley Minidoka</u>	<u>Dev. Wbl. Buhl</u>	<u>Buhl to Kspr</u>	<u>Kspr</u>	<u>Kspr to Malad</u>	<u>Malad</u>	<u>Malad to Bancroft</u>
0.0	0.0	0.0	0.0	0.0	0.0	0.0	0.0	0.0	0.0

* Total Sum Acre-Feet per Trimester Net Affect is the summation of all reach depletion values that are greater than 0.09 acre feet per trimester.


** Max reach depletion acre feet value from the Sum of Transfer Effects

ENHANCED GROUND-WATER RIGHTS TRANSFER

UNIVERSITY OF IDAHO - IDAHO WATER RESOURCES RESEARCH INSTITUTE

IDAHO DEPARTMENT OF WATER RESOURCES

Cells this color are set up for user entries



ENTER STARTING DATE FOR SIMULATION. THEN PUSH "UPDATE DATES" BUTTON

TRANSFER NO: _____

YEAR: 1950

SEASON: SPRING

TRANSFER NAME: _____

AFA

ENTER CELL LOCATIONS:		FROM1' CELL	FROM2' CELL	FROM3' CELL		
ROW	TO' CELL				35-7632A 8/5/1976	4.4
COLUMN					35-13609 9/5/1972	125.2
					35-7246M 9/5/1972	450.4

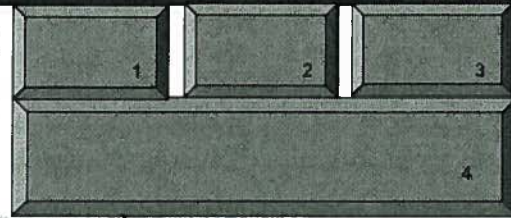
TRIMESTER OF ACTIVITY	TO WELL Projected Use AF/TRIMESTER	FROM1 WELL		FROM2 WELL		FROM3 WELL	
		With Transfer AF/TRIMESTER	Without Transfer AF/TRIMESTER	With Transfer AF/TRIMESTER	Without Transfer AF/TRIMESTER	With Transfer AF/TRIMESTER	Without Transfer AF/TRIMESTER
SPR 1950	0.0	0.0	0.0	0.0	0.0	0.0	0.0
SUM 1950	0.0	0.0	0.0	0.0	0.0	0.0	0.0
WIN 1950	0.0	0.0	0.0	0.0	0.0	0.0	0.0
SPR 1951	0.0	0.0	0.0	0.0	0.0	0.0	0.0
SUM 1951	0.0	0.0	0.0	0.0	0.0	0.0	0.0
WIN 1951	0.0	0.0	0.0	0.0	0.0	0.0	0.0
SPR 1952	0.0	0.0	0.0	0.0	0.0	0.0	0.0
SUM 1952	0.0	0.0	0.0	0.0	0.0	0.0	0.0
WIN 1952	0.0	0.0	0.0	0.0	0.0	0.0	0.0
SPR 1953	0.0	0.0	0.0	0.0	0.0	0.0	0.0
SUM 1953	0.0	0.0	0.0	0.0	0.0	0.0	0.0
WIN 1953	0.0	0.0	0.0	0.0	0.0	0.0	0.0
SPR 1954	0.0	0.0	0.0	0.0	0.0	0.0	0.0
SUM 1954	0.0	0.0	0.0	0.0	0.0	0.0	0.0
WIN 1954	0.0	0.0	0.0	0.0	0.0	0.0	0.0
SPR 1955	0.0	0.0	0.0	0.0	0.0	0.0	0.0
SUM 1955	0.0	0.0	0.0	0.0	0.0	0.0	0.0
WIN 1955	0.0	0.0	0.0	0.0	0.0	0.0	0.0
SPR 1956	0.0	0.0	0.0	0.0	0.0	0.0	0.0
SUM 1956	0.0	0.0	0.0	0.0	0.0	0.0	0.0
WIN 1956	0.0	0.0	0.0	0.0	0.0	0.0	0.0
SPR 1957	0.0	0.0	0.0	0.0	0.0	0.0	0.0
SUM 1957	0.0	0.0	0.0	0.0	0.0	0.0	0.0
WIN 1957	0.0	0.0	0.0	0.0	0.0	0.0	0.0
SPR 1958	0.0	0.0	0.0	0.0	0.0	0.0	0.0
SUM 1958	0.0	0.0	0.0	0.0	0.0	0.0	0.0
WIN 1958	0.0	0.0	0.0	0.0	0.0	0.0	0.0
SPR 1959	0.0	0.0	0.0	0.0	0.0	0.0	0.0
SUM 1959	0.0	0.0	0.0	0.0	0.0	0.0	0.0
WIN 1959	0.0	0.0	0.0	0.0	0.0	0.0	0.0
SPR 1960	0.0	0.0	0.0	0.0	0.0	0.0	0.0
SUM 1960	0.0	0.0	0.0	0.0	0.0	0.0	0.0
WIN 1960	0.0	0.0	0.0	0.0	0.0	0.0	0.0
SPR 1961	0.0	0.0	0.0	0.0	0.0	0.0	0.0
SUM 1961	0.0	0.0	0.0	0.0	0.0	0.0	0.0
WIN 1961	0.0	0.0	0.0	0.0	0.0	0.0	0.0
SPR 1962	0.0	0.0	0.0	0.0	0.0	0.0	0.0
SUM 1962	0.0	0.0	0.0	0.0	0.0	0.0	0.0
WIN 1962	0.0	0.0	0.0	0.0	0.0	0.0	0.0
SPR 1963	0.0	0.0	0.0	0.0	0.0	0.0	0.0
SUM 1963	0.0	0.0	0.0	0.0	0.0	0.0	0.0
WIN 1963	0.0	0.0	0.0	0.0	0.0	0.0	0.0
SPR 1964	0.0	0.0	0.0	0.0	0.0	0.0	0.0
SUM 1964	0.0	0.0	0.0	0.0	0.0	0.0	0.0
WIN 1964	0.0	0.0	0.0	0.0	0.0	0.0	0.0
SPR 1965	0.0	0.0	0.0	0.0	0.0	0.0	0.0
SUM 1965	0.0	0.0	0.0	0.0	0.0	0.0	0.0
WIN 1965	0.0	0.0	0.0	0.0	0.0	0.0	0.0
SPR 1966	0.0	0.0	0.0	0.0	0.0	0.0	0.0
SUM 1966	0.0	0.0	0.0	0.0	0.0	0.0	0.0
WIN 1966	0.0	0.0	0.0	0.0	0.0	0.0	0.0
SPR 1967	0.0	0.0	0.0	0.0	0.0	0.0	0.0
SUM 1967	0.0	0.0	0.0	0.0	0.0	0.0	0.0
WIN 1967	0.0	0.0	0.0	0.0	0.0	0.0	0.0
SPR 1968	0.0	0.0	0.0	0.0	0.0	0.0	0.0
SUM 1968	0.0	0.0	0.0	0.0	0.0	0.0	0.0
WIN 1968	0.0	0.0	0.0	0.0	0.0	0.0	0.0
SPR 1969	0.0	0.0	0.0	0.0	0.0	0.0	0.0
SUM 1969	0.0	0.0	0.0	0.0	0.0	0.0	0.0
WIN 1969	0.0	0.0	0.0	0.0	0.0	0.0	0.0
SPR 1970	0.0	0.0	0.0	0.0	0.0	0.0	0.0
SUM 1970	0.0	0.0	0.0	0.0	0.0	0.0	0.0
WIN 1970	0.0	0.0	0.0	0.0	0.0	0.0	0.0
SPR 1971	0.0	0.0	0.0	0.0	0.0	0.0	0.0
SUM 1971	0.0	0.0	0.0	0.0	0.0	0.0	0.0
WIN 1971	0.0	0.0	0.0	0.0	0.0	0.0	0.0
SPR 1972	0.0	0.0	0.0	0.0	0.0	0.0	0.0
SUM 1972	0.0	191.9	191.9	0.0	0.0	0.0	0.0
WIN 1972	0.0	191.9	191.9	0.0	0.0	0.0	0.0
SPR 1973	0.0	191.9	191.9	0.0	0.0	0.0	0.0
SUM 1973	0.0	191.9	191.9	0.0	0.0	0.0	0.0
WIN 1973	0.0	191.9	191.9	0.0	0.0	0.0	0.0
SPR 1974	0.0	191.9	191.9	0.0	0.0	0.0	0.0
SUM 1974	0.0	191.9	191.9	0.0	0.0	0.0	0.0
WIN 1974	0.0	191.9	191.9	0.0	0.0	0.0	0.0

ENHANCED GROUND-WATER RIGHTS TRANSFER

UNIVERSITY OF IDAHO - IDAHO WATER RESOURCES RESEARCH INSTITUTE

IDAHO DEPARTMENT OF AGRICULTURE

Cells this color are set up for user entries



ENTER STARTING DATE FOR SIMULATION. THEN PUSH "UPDATE DATES" BUTTON

TRANSFER NO:

YEAR: 1950
SEASON: SPRING

TRANSFER NAME:

AFA

ENTER CELL LOCATIONS:

ROW	'TO' CELL	'FROM1' CELL	'FROM2' CELL	'FROM3' CELL		
COLUMN	84	78			35-7632A 8/5/1976	4.4
	90	111			35-13609 9/5/1972	125.2
					35-7246M 9/5/1972	450.4

TRIMESTER OF ACTIVITY	TO WELL Projected Use AF/TRIMESTER	FROM1 WELL		FROM2 WELL		FROM3 WELL	
		With Transfer AF/TRIMESTER	Without Transfer AF/TRIMESTER	With Transfer AF/TRIMESTER	Without Transfer AF/TRIMESTER	With Transfer AF/TRIMESTER	Without Transfer AF/TRIMESTER
SPR 1975	0.0	191.9	191.9	0.0	0.0	0.0	0.0
SUM 1975	0.0	191.9	191.9	0.0	0.0	0.0	0.0
WIN 1975	0.0	191.9	191.9	0.0	0.0	0.0	0.0
SPR 1976	0.0	191.9	191.9	0.0	0.0	0.0	0.0
SUM 1976	0.0	193.3	193.3	0.0	0.0	0.0	0.0
WIN 1976	0.0	193.3	193.3	0.0	0.0	0.0	0.0
SPR 1977	0.0	193.3	193.3	0.0	0.0	0.0	0.0
SUM 1977	0.0	193.3	193.3	0.0	0.0	0.0	0.0
WIN 1977	0.0	193.3	193.3	0.0	0.0	0.0	0.0
SPR 1978	0.0	193.3	193.3	0.0	0.0	0.0	0.0
SUM 1978	0.0	193.3	193.3	0.0	0.0	0.0	0.0
WIN 1978	0.0	193.3	193.3	0.0	0.0	0.0	0.0
SPR 1979	0.0	193.3	193.3	0.0	0.0	0.0	0.0
SUM 1979	0.0	193.3	193.3	0.0	0.0	0.0	0.0
WIN 1979	0.0	193.3	193.3	0.0	0.0	0.0	0.0
SPR 1980	0.0	193.3	193.3	0.0	0.0	0.0	0.0
SUM 1980	0.0	193.3	193.3	0.0	0.0	0.0	0.0
WIN 1980	0.0	193.3	193.3	0.0	0.0	0.0	0.0
SPR 1981	0.0	193.3	193.3	0.0	0.0	0.0	0.0
SUM 1981	0.0	193.3	193.3	0.0	0.0	0.0	0.0
WIN 1981	0.0	193.3	193.3	0.0	0.0	0.0	0.0
SPR 1982	0.0	193.3	193.3	0.0	0.0	0.0	0.0
SUM 1982	0.0	193.3	193.3	0.0	0.0	0.0	0.0
WIN 1982	0.0	193.3	193.3	0.0	0.0	0.0	0.0
SPR 1983	0.0	193.3	193.3	0.0	0.0	0.0	0.0
SUM 1983	0.0	193.3	193.3	0.0	0.0	0.0	0.0
WIN 1983	0.0	193.3	193.3	0.0	0.0	0.0	0.0
SPR 1984	0.0	193.3	193.3	0.0	0.0	0.0	0.0
SUM 1984	0.0	193.3	193.3	0.0	0.0	0.0	0.0
WIN 1984	0.0	193.3	193.3	0.0	0.0	0.0	0.0
SPR 1985	0.0	193.3	193.3	0.0	0.0	0.0	0.0
SUM 1985	0.0	193.3	193.3	0.0	0.0	0.0	0.0
WIN 1985	0.0	193.3	193.3	0.0	0.0	0.0	0.0
SPR 1986	0.0	193.3	193.3	0.0	0.0	0.0	0.0
SUM 1986	0.0	193.3	193.3	0.0	0.0	0.0	0.0
WIN 1986	0.0	193.3	193.3	0.0	0.0	0.0	0.0
SPR 1987	0.0	193.3	193.3	0.0	0.0	0.0	0.0
SUM 1987	0.0	193.3	193.3	0.0	0.0	0.0	0.0
WIN 1987	0.0	193.3	193.3	0.0	0.0	0.0	0.0
SPR 1988	0.0	193.3	193.3	0.0	0.0	0.0	0.0
SUM 1988	0.0	193.3	193.3	0.0	0.0	0.0	0.0
WIN 1988	0.0	193.3	193.3	0.0	0.0	0.0	0.0
SPR 1989	0.0	193.3	193.3	0.0	0.0	0.0	0.0
SUM 1989	0.0	193.3	193.3	0.0	0.0	0.0	0.0
WIN 1989	0.0	193.3	193.3	0.0	0.0	0.0	0.0
SPR 1990	0.0	193.3	193.3	0.0	0.0	0.0	0.0
SUM 1990	0.0	193.3	193.3	0.0	0.0	0.0	0.0
WIN 1990	0.0	193.3	193.3	0.0	0.0	0.0	0.0
SPR 1991	0.0	193.3	193.3	0.0	0.0	0.0	0.0
SUM 1991	0.0	193.3	193.3	0.0	0.0	0.0	0.0
WIN 1991	0.0	193.3	193.3	0.0	0.0	0.0	0.0
SPR 1992	0.0	193.3	193.3	0.0	0.0	0.0	0.0
SUM 1992	0.0	193.3	193.3	0.0	0.0	0.0	0.0
WIN 1992	0.0	193.3	193.3	0.0	0.0	0.0	0.0
SPR 1993	0.0	193.3	193.3	0.0	0.0	0.0	0.0
SUM 1993	0.0	193.3	193.3	0.0	0.0	0.0	0.0
WIN 1993	0.0	193.3	193.3	0.0	0.0	0.0	0.0
SPR 1994	0.0	193.3	193.3	0.0	0.0	0.0	0.0
SUM 1994	0.0	193.3	193.3	0.0	0.0	0.0	0.0
WIN 1994	0.0	193.3	193.3	0.0	0.0	0.0	0.0
SPR 1995	0.0	193.3	193.3	0.0	0.0	0.0	0.0
SUM 1995	0.0	193.3	193.3	0.0	0.0	0.0	0.0
WIN 1995	0.0	193.3	193.3	0.0	0.0	0.0	0.0
SPR 1996	0.0	193.3	193.3	0.0	0.0	0.0	0.0
SUM 1996	0.0	193.3	193.3	0.0	0.0	0.0	0.0
WIN 1996	0.0	193.3	193.3	0.0	0.0	0.0	0.0
SPR 1997	0.0	193.3	193.3	0.0	0.0	0.0	0.0
SUM 1997	0.0	193.3	193.3	0.0	0.0	0.0	0.0
WIN 1997	0.0	193.3	193.3	0.0	0.0	0.0	0.0
SPR 1998	0.0	193.3	193.3	0.0	0.0	0.0	0.0
SUM 1998	0.0	193.3	193.3	0.0	0.0	0.0	0.0
WIN 1998	0.0	193.3	193.3	0.0	0.0	0.0	0.0
SPR 1999	0.0	193.3	193.3	0.0	0.0	0.0	0.0
SUM 1999	0.0	193.3	193.3	0.0	0.0	0.0	0.0
WIN 1999	0.0	193.3	193.3	0.0	0.0	0.0	0.0

ENHANCED GROUND-WATER RIGHTS TRANSFER

UNIVERSITY OF IDAHO - IDAHO WATER RESOURCES RESEARCH INSTITUTE

IDAHO DEPARTMENT OF WATER RESOURCES

Cells this color are set up for user entries



ENTER STARTING DATE FOR SIMULATION. THEN PUSH "UPDATE DATES" BUTTON

YEAR: 1950
SEASON: SPRING

TRANSFER NO:

TRANSFER NAME:

AFA

ENTER CELL LOCATIONS:

ROW	TO' CELL	'FROM1' CELL	'FROM2' CELL	'FROM3' CELL	
COLUMN	84	79			35-7632A 8/5/1976
	90	111			35-13609 9/5/1972
					35-7246M 9/5/1972

4.4
125.2
450.4

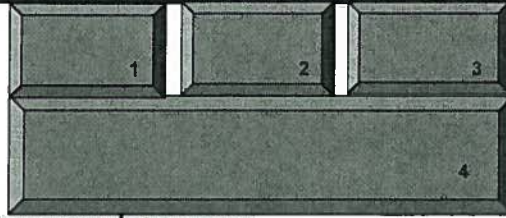
TRIMESTER OF ACTIVITY	TO WELL		FROM1 WELL		FROM2 WELL		FROM3 WELL	
	Protected Use AF/TRIMESTER	With Transfer AF/TRIMESTER	Without Transfer AF/TRIMESTER	With Transfer AF/TRIMESTER	Without Transfer AF/TRIMESTER	With Transfer AF/TRIMESTER	Without Transfer AF/TRIMESTER	
SPR 2000	0.0	193.3	193.3	0.0	0.0	0.0	0.0	
SUM 2000	0.0	193.3	193.3	0.0	0.0	0.0	0.0	
WIN 2000	0.0	193.3	193.3	0.0	0.0	0.0	0.0	
SPR 2001	0.0	193.3	193.3	0.0	0.0	0.0	0.0	
SUM 2001	0.0	193.3	193.3	0.0	0.0	0.0	0.0	
WIN 2001	0.0	193.3	193.3	0.0	0.0	0.0	0.0	
SPR 2002	0.0	193.3	193.3	0.0	0.0	0.0	0.0	
SUM 2002	0.0	193.3	193.3	0.0	0.0	0.0	0.0	
WIN 2002	0.0	193.3	193.3	0.0	0.0	0.0	0.0	
SPR 2003	0.0	193.3	193.3	0.0	0.0	0.0	0.0	
SUM 2003	0.0	193.3	193.3	0.0	0.0	0.0	0.0	
WIN 2003	0.0	193.3	193.3	0.0	0.0	0.0	0.0	
SPR 2004	0.0	193.3	193.3	0.0	0.0	0.0	0.0	
SUM 2004	0.0	193.3	193.3	0.0	0.0	0.0	0.0	
WIN 2004	0.0	193.3	193.3	0.0	0.0	0.0	0.0	
SPR 2005	0.0	193.3	193.3	0.0	0.0	0.0	0.0	
SUM 2005	0.0	193.3	193.3	0.0	0.0	0.0	0.0	
WIN 2005	0.0	193.3	193.3	0.0	0.0	0.0	0.0	
SPR 2006	0.0	193.3	193.3	0.0	0.0	0.0	0.0	
SUM 2006	0.0	193.3	193.3	0.0	0.0	0.0	0.0	
WIN 2006	0.0	193.3	193.3	0.0	0.0	0.0	0.0	
SPR 2007	0.0	193.3	193.3	0.0	0.0	0.0	0.0	
SUM 2007	0.0	193.3	193.3	0.0	0.0	0.0	0.0	
WIN 2007	0.0	193.3	193.3	0.0	0.0	0.0	0.0	
SPR 2008	0.0	193.3	193.3	0.0	0.0	0.0	0.0	
SUM 2008	0.0	0.0	193.3	0.0	0.0	0.0	0.0	
WIN 2008	0.0	0.0	193.3	0.0	0.0	0.0	0.0	
SPR 2009	0.0	0.0	193.3	0.0	0.0	0.0	0.0	
SUM 2009	0.0	0.0	193.3	0.0	0.0	0.0	0.0	
WIN 2009	0.0	0.0	193.3	0.0	0.0	0.0	0.0	
SPR 2010	0.0	0.0	193.3	0.0	0.0	0.0	0.0	
SUM 2010	0.0	0.0	193.3	0.0	0.0	0.0	0.0	
WIN 2010	0.0	0.0	193.3	0.0	0.0	0.0	0.0	
SPR 2011	0.0	0.0	193.3	0.0	0.0	0.0	0.0	
SUM 2011	0.0	0.0	193.3	0.0	0.0	0.0	0.0	
WIN 2011	0.0	0.0	193.3	0.0	0.0	0.0	0.0	
SPR 2012	0.0	0.0	193.3	0.0	0.0	0.0	0.0	
SUM 2012	0.0	0.0	193.3	0.0	0.0	0.0	0.0	
WIN 2012	0.0	0.0	193.3	0.0	0.0	0.0	0.0	
SPR 2013	193.3	0.0	193.3	0.0	0.0	0.0	0.0	
SUM 2013	193.3	0.0	193.3	0.0	0.0	0.0	0.0	
WIN 2013	193.3	0.0	193.3	0.0	0.0	0.0	0.0	
SPR 2014	0.0	193.3	193.3	0.0	0.0	0.0	0.0	
SUM 2014	0.0	193.3	193.3	0.0	0.0	0.0	0.0	
WIN 2014	0.0	193.3	193.3	0.0	0.0	0.0	0.0	
SPR 2015	0.0	193.3	193.3	0.0	0.0	0.0	0.0	
SUM 2015	0.0	193.3	193.3	0.0	0.0	0.0	0.0	
WIN 2015	0.0	193.3	193.3	0.0	0.0	0.0	0.0	
SPR 2016	0.0	193.3	193.3	0.0	0.0	0.0	0.0	
SUM 2016	0.0	193.3	193.3	0.0	0.0	0.0	0.0	
WIN 2016	0.0	193.3	193.3	0.0	0.0	0.0	0.0	
SPR 2017	0.0	193.3	193.3	0.0	0.0	0.0	0.0	
SUM 2017	0.0	193.3	193.3	0.0	0.0	0.0	0.0	
WIN 2017	0.0	193.3	193.3	0.0	0.0	0.0	0.0	
SPR 2018	0.0	193.3	193.3	0.0	0.0	0.0	0.0	
SUM 2018	0.0	193.3	193.3	0.0	0.0	0.0	0.0	
WIN 2018	0.0	193.3	193.3	0.0	0.0	0.0	0.0	
SPR 2019	0.0	193.3	193.3	0.0	0.0	0.0	0.0	
SUM 2019	0.0	193.3	193.3	0.0	0.0	0.0	0.0	
WIN 2019	0.0	193.3	193.3	0.0	0.0	0.0	0.0	
SPR 2020	0.0	193.3	193.3	0.0	0.0	0.0	0.0	
SUM 2020	0.0	193.3	193.3	0.0	0.0	0.0	0.0	
WIN 2020	0.0	193.3	193.3	0.0	0.0	0.0	0.0	
SPR 2021	0.0	193.3	193.3	0.0	0.0	0.0	0.0	
SUM 2021	0.0	193.3	193.3	0.0	0.0	0.0	0.0	
WIN 2021	0.0	193.3	193.3	0.0	0.0	0.0	0.0	
SPR 2022	0.0	193.3	193.3	0.0	0.0	0.0	0.0	
SUM 2022	0.0	193.3	193.3	0.0	0.0	0.0	0.0	
WIN 2022	0.0	193.3	193.3	0.0	0.0	0.0	0.0	
SPR 2023	0.0	193.3	193.3	0.0	0.0	0.0	0.0	
SUM 2023	0.0	193.3	193.3	0.0	0.0	0.0	0.0	
WIN 2023	0.0	193.3	193.3	0.0	0.0	0.0	0.0	
SPR 2024	0.0	193.3	193.3	0.0	0.0	0.0	0.0	
SUM 2024	0.0	193.3	193.3	0.0	0.0	0.0	0.0	
WIN 2024	0.0	193.3	193.3	0.0	0.0	0.0	0.0	

ENHANCED GROUND-WATER RIGHTS TRANSFER

UNIVERSITY OF IDAHO - IDAHO WATER RESOURCES RESEARCH INSTITUTE

IDAHO DEPARTMENT OF WATER RESOURCES

Cells this color are set up for user entries



ENTER STARTING DATE FOR SIMULATION. THEN PUSH "UPDATE DATES" BUTTON
TRANSFER NO.: _____
YEAR: 1950 **TRANSFER NAME:** _____
SEASON: SPRING

AFA

ENTER CELL LOCATIONS:		FROM1' CELL	FROM2' CELL	FROM3' CELL	
ROW	TO' CELL				35-7632A 8/5/1976
COLUMN					35-13609 9/5/1972
					35-7246M 9/5/1972

4.4
125.2
450.4

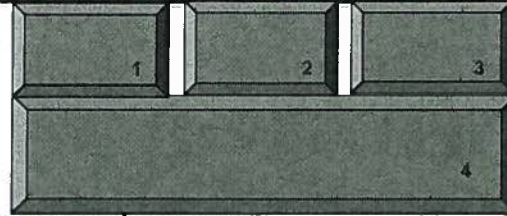
TRIMESTER OF ACTIVITY	TO WELL		FROM1 WELL		FROM2 WELL		FROM3 WELL	
	Protected Use AF/TRIMESTER	With Transfer AF/TRIMESTER	Without Transfer AF/TRIMESTER	With Transfer AF/TRIMESTER	Without Transfer AF/TRIMESTER	With Transfer AF/TRIMESTER	Without Transfer AF/TRIMESTER	
SPR 2025	0.0	193.3	193.3	0.0	0.0	0.0	0.0	
SUM 2025	0.0	193.3	193.3	0.0	0.0	0.0	0.0	
WIN 2025	0.0	193.3	193.3	0.0	0.0	0.0	0.0	
SPR 2026	0.0	193.3	193.3	0.0	0.0	0.0	0.0	
SUM 2026	0.0	193.3	193.3	0.0	0.0	0.0	0.0	
WIN 2026	0.0	193.3	193.3	0.0	0.0	0.0	0.0	
SPR 2027	0.0	193.3	193.3	0.0	0.0	0.0	0.0	
SUM 2027	0.0	193.3	193.3	0.0	0.0	0.0	0.0	
WIN 2027	0.0	193.3	193.3	0.0	0.0	0.0	0.0	
SPR 2028	0.0	193.3	193.3	0.0	0.0	0.0	0.0	
SUM 2028	0.0	193.3	193.3	0.0	0.0	0.0	0.0	
WIN 2028	0.0	193.3	193.3	0.0	0.0	0.0	0.0	
SPR 2029	0.0	193.3	193.3	0.0	0.0	0.0	0.0	
SUM 2029	0.0	193.3	193.3	0.0	0.0	0.0	0.0	
WIN 2029	0.0	193.3	193.3	0.0	0.0	0.0	0.0	
SPR 2030	0.0	193.3	193.3	0.0	0.0	0.0	0.0	
SUM 2030	0.0	193.3	193.3	0.0	0.0	0.0	0.0	
WIN 2030	0.0	193.3	193.3	0.0	0.0	0.0	0.0	
SPR 2031	0.0	193.3	193.3	0.0	0.0	0.0	0.0	
SUM 2031	0.0	193.3	193.3	0.0	0.0	0.0	0.0	
WIN 2031	0.0	193.3	193.3	0.0	0.0	0.0	0.0	
SPR 2032	0.0	193.3	193.3	0.0	0.0	0.0	0.0	
SUM 2032	0.0	193.3	193.3	0.0	0.0	0.0	0.0	
WIN 2032	0.0	193.3	193.3	0.0	0.0	0.0	0.0	
SPR 2033	0.0	193.3	193.3	0.0	0.0	0.0	0.0	
SUM 2033	0.0	193.3	193.3	0.0	0.0	0.0	0.0	
WIN 2033	0.0	193.3	193.3	0.0	0.0	0.0	0.0	
SPR 2034	0.0	193.3	193.3	0.0	0.0	0.0	0.0	
SUM 2034	0.0	193.3	193.3	0.0	0.0	0.0	0.0	
WIN 2034	0.0	193.3	193.3	0.0	0.0	0.0	0.0	
SPR 2035	0.0	193.3	193.3	0.0	0.0	0.0	0.0	
SUM 2035	0.0	193.3	193.3	0.0	0.0	0.0	0.0	
WIN 2035	0.0	193.3	193.3	0.0	0.0	0.0	0.0	
SPR 2036	0.0	193.3	193.3	0.0	0.0	0.0	0.0	
SUM 2036	0.0	193.3	193.3	0.0	0.0	0.0	0.0	
WIN 2036	0.0	193.3	193.3	0.0	0.0	0.0	0.0	
SPR 2037	0.0	193.3	193.3	0.0	0.0	0.0	0.0	
SUM 2037	0.0	193.3	193.3	0.0	0.0	0.0	0.0	
WIN 2037	0.0	193.3	193.3	0.0	0.0	0.0	0.0	
SPR 2038	0.0	193.3	193.3	0.0	0.0	0.0	0.0	
SUM 2038	0.0	193.3	193.3	0.0	0.0	0.0	0.0	
WIN 2038	0.0	193.3	193.3	0.0	0.0	0.0	0.0	
SPR 2039	0.0	193.3	193.3	0.0	0.0	0.0	0.0	
SUM 2039	0.0	193.3	193.3	0.0	0.0	0.0	0.0	
WIN 2039	0.0	193.3	193.3	0.0	0.0	0.0	0.0	
SPR 2040	0.0	193.3	193.3	0.0	0.0	0.0	0.0	
SUM 2040	0.0	193.3	193.3	0.0	0.0	0.0	0.0	
WIN 2040	0.0	193.3	193.3	0.0	0.0	0.0	0.0	
SPR 2041	0.0	193.3	193.3	0.0	0.0	0.0	0.0	
SUM 2041	0.0	193.3	193.3	0.0	0.0	0.0	0.0	
WIN 2041	0.0	193.3	193.3	0.0	0.0	0.0	0.0	
SPR 2042	0.0	193.3	193.3	0.0	0.0	0.0	0.0	
SUM 2042	0.0	193.3	193.3	0.0	0.0	0.0	0.0	
WIN 2042	0.0	193.3	193.3	0.0	0.0	0.0	0.0	
SPR 2043	0.0	193.3	193.3	0.0	0.0	0.0	0.0	
SUM 2043	0.0	193.3	193.3	0.0	0.0	0.0	0.0	
WIN 2043	0.0	193.3	193.3	0.0	0.0	0.0	0.0	
SPR 2044	0.0	193.3	193.3	0.0	0.0	0.0	0.0	
SUM 2044	0.0	193.3	193.3	0.0	0.0	0.0	0.0	
WIN 2044	0.0	193.3	193.3	0.0	0.0	0.0	0.0	
SPR 2045	0.0	193.3	193.3	0.0	0.0	0.0	0.0	
SUM 2045	0.0	193.3	193.3	0.0	0.0	0.0	0.0	
WIN 2045	0.0	193.3	193.3	0.0	0.0	0.0	0.0	
SPR 2046	0.0	193.3	193.3	0.0	0.0	0.0	0.0	
SUM 2046	0.0	193.3	193.3	0.0	0.0	0.0	0.0	
WIN 2046	0.0	193.3	193.3	0.0	0.0	0.0	0.0	
SPR 2047	0.0	193.3	193.3	0.0	0.0	0.0	0.0	
SUM 2047	0.0	193.3	193.3	0.0	0.0	0.0	0.0	
WIN 2047	0.0	193.3	193.3	0.0	0.0	0.0	0.0	
SPR 2048	0.0	193.3	193.3	0.0	0.0	0.0	0.0	
SUM 2048	0.0	193.3	193.3	0.0	0.0	0.0	0.0	
WIN 2048	0.0	193.3	193.3	0.0	0.0	0.0	0.0	

ENHANCED GROUND-WATER RIGHTS TRANSFER

UNIVERSITY OF IDAHO - IDAHO WATER RESOURCES RESEARCH INSTITUTE

IDAHO DEPARTMENT OF WATER RESOURCES

Cells this color are set up for user entries



ENTER STARTING DATE FOR SIMULATION. THEN PUSH "UPDATE DATES" BUTTON

TRANSFER NO: _____

YEAR: 1950

SEASON: SPRING

TRANSFER NAME: _____

AFA

ENTER CELL LOCATIONS:		FROM1' CELL	FROM2' CELL	FROM3' CELL		
ROW	TO' CELL	81			35-14260 10/1/1953	0.6
COLUMN	84	81			35-14258 1/18/1974	17.3
	90	108			35-14262 1/8/1959	62.1

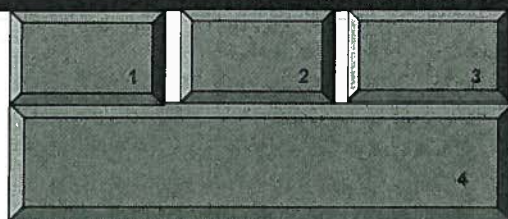
TRIMESTER OF ACTIVITY	TO WELL Projected Use AF/TRIMESTER	FROM1 WELL		FROM2 WELL		FROM3 WELL	
		With Transfer AF/TRIMESTER	Without Transfer AF/TRIMESTER	With Transfer AF/TRIMESTER	Without Transfer AF/TRIMESTER	With Transfer AF/TRIMESTER	Without Transfer AF/TRIMESTER
SPR 1950	0.0	0.0	0.0	0.0	0.0	0.0	0.0
SUM 1950	0.0	0.0	0.0	0.0	0.0	0.0	0.0
WIN 1950	0.0	0.0	0.0	0.0	0.0	0.0	0.0
SPR 1951	0.0	0.0	0.0	0.0	0.0	0.0	0.0
SUM 1951	0.0	0.0	0.0	0.0	0.0	0.0	0.0
WIN 1951	0.0	0.0	0.0	0.0	0.0	0.0	0.0
SPR 1952	0.0	0.0	0.0	0.0	0.0	0.0	0.0
SUM 1952	0.0	0.0	0.0	0.0	0.0	0.0	0.0
WIN 1952	0.0	0.0	0.0	0.0	0.0	0.0	0.0
SPR 1953	0.0	0.0	0.0	0.0	0.0	0.0	0.0
SUM 1953	0.0	0.0	0.0	0.0	0.0	0.0	0.0
WIN 1953	0.0	0.2	0.2	0.0	0.0	0.0	0.0
SPR 1954	0.0	0.2	0.2	0.0	0.0	0.0	0.0
SUM 1954	0.0	0.2	0.2	0.0	0.0	0.0	0.0
WIN 1954	0.0	0.2	0.2	0.0	0.0	0.0	0.0
SPR 1955	0.0	0.2	0.2	0.0	0.0	0.0	0.0
SUM 1955	0.0	0.2	0.2	0.0	0.0	0.0	0.0
WIN 1955	0.0	0.2	0.2	0.0	0.0	0.0	0.0
SPR 1956	0.0	0.2	0.2	0.0	0.0	0.0	0.0
SUM 1956	0.0	0.2	0.2	0.0	0.0	0.0	0.0
WIN 1956	0.0	0.2	0.2	0.0	0.0	0.0	0.0
SPR 1957	0.0	0.2	0.2	0.0	0.0	0.0	0.0
SUM 1957	0.0	0.2	0.2	0.0	0.0	0.0	0.0
WIN 1957	0.0	0.2	0.2	0.0	0.0	0.0	0.0
SPR 1958	0.0	0.2	0.2	0.0	0.0	0.0	0.0
SUM 1958	0.0	0.2	0.2	0.0	0.0	0.0	0.0
WIN 1958	0.0	0.2	0.2	0.0	0.0	0.0	0.0
SPR 1959	0.0	20.9	20.9	0.0	0.0	0.0	0.0
SUM 1959	0.0	20.9	20.9	0.0	0.0	0.0	0.0
WIN 1959	0.0	20.9	20.9	0.0	0.0	0.0	0.0
SPR 1960	0.0	20.9	20.9	0.0	0.0	0.0	0.0
SUM 1960	0.0	20.9	20.9	0.0	0.0	0.0	0.0
WIN 1960	0.0	20.9	20.9	0.0	0.0	0.0	0.0
SPR 1961	0.0	20.9	20.9	0.0	0.0	0.0	0.0
SUM 1961	0.0	20.9	20.9	0.0	0.0	0.0	0.0
WIN 1961	0.0	20.9	20.9	0.0	0.0	0.0	0.0
SPR 1962	0.0	20.9	20.9	0.0	0.0	0.0	0.0
SUM 1962	0.0	20.9	20.9	0.0	0.0	0.0	0.0
WIN 1962	0.0	20.9	20.9	0.0	0.0	0.0	0.0
SPR 1963	0.0	20.9	20.9	0.0	0.0	0.0	0.0
SUM 1963	0.0	20.9	20.9	0.0	0.0	0.0	0.0
WIN 1963	0.0	20.9	20.9	0.0	0.0	0.0	0.0
SPR 1964	0.0	20.9	20.9	0.0	0.0	0.0	0.0
SUM 1964	0.0	20.9	20.9	0.0	0.0	0.0	0.0
WIN 1964	0.0	20.9	20.9	0.0	0.0	0.0	0.0
SPR 1965	0.0	20.9	20.9	0.0	0.0	0.0	0.0
SUM 1965	0.0	20.9	20.9	0.0	0.0	0.0	0.0
WIN 1965	0.0	20.9	20.9	0.0	0.0	0.0	0.0
SPR 1966	0.0	20.9	20.9	0.0	0.0	0.0	0.0
SUM 1966	0.0	20.9	20.9	0.0	0.0	0.0	0.0
WIN 1966	0.0	20.9	20.9	0.0	0.0	0.0	0.0
SPR 1967	0.0	20.9	20.9	0.0	0.0	0.0	0.0
SUM 1967	0.0	20.9	20.9	0.0	0.0	0.0	0.0
WIN 1967	0.0	20.9	20.9	0.0	0.0	0.0	0.0
SPR 1968	0.0	20.9	20.9	0.0	0.0	0.0	0.0
SUM 1968	0.0	20.9	20.9	0.0	0.0	0.0	0.0
WIN 1968	0.0	20.9	20.9	0.0	0.0	0.0	0.0
SPR 1969	0.0	20.9	20.9	0.0	0.0	0.0	0.0
SUM 1969	0.0	20.9	20.9	0.0	0.0	0.0	0.0
WIN 1969	0.0	20.9	20.9	0.0	0.0	0.0	0.0
SPR 1970	0.0	20.9	20.9	0.0	0.0	0.0	0.0
SUM 1970	0.0	20.9	20.9	0.0	0.0	0.0	0.0
WIN 1970	0.0	20.9	20.9	0.0	0.0	0.0	0.0
SPR 1971	0.0	20.9	20.9	0.0	0.0	0.0	0.0
SUM 1971	0.0	20.9	20.9	0.0	0.0	0.0	0.0
WIN 1971	0.0	20.9	20.9	0.0	0.0	0.0	0.0
SPR 1972	0.0	20.9	20.9	0.0	0.0	0.0	0.0
SUM 1972	0.0	20.9	20.9	0.0	0.0	0.0	0.0
WIN 1972	0.0	20.9	20.9	0.0	0.0	0.0	0.0
SPR 1973	0.0	20.9	20.9	0.0	0.0	0.0	0.0
SUM 1973	0.0	20.9	20.9	0.0	0.0	0.0	0.0
WIN 1973	0.0	20.9	20.9	0.0	0.0	0.0	0.0
SPR 1974	0.0	26.7	26.7	0.0	0.0	0.0	0.0
SUM 1974	0.0	26.7	26.7	0.0	0.0	0.0	0.0
WIN 1974	0.0	26.7	26.7	0.0	0.0	0.0	0.0

ENHANCED GROUND-WATER RIGHTS TRANSFER

UNIVERSITY OF IDAHO - IDAHO WATER RESOURCES RESEARCH INSTITUTE

IDAHO DEPARTMENT OF WATER RESOURCES

Cells this color are set up for user entries



ENTER STARTING DATE FOR SIMULATION. THEN PUSH "UPDATE DATES" BUTTON

YEAR: 1950

SEASON: SPRING

TRANSFER NO:

TRANSFER NAME: AFA

ENTER CELL LOCATIONS:

ROW	TO' CELL	FROM1' CELL	FROM2' CELL	FROM3' CELL		
	84	81			35-14260 10/1/1953	0.6
	90	106			35-14258 1/18/1974	17.3
					35-14262 1/8/1959	62.1

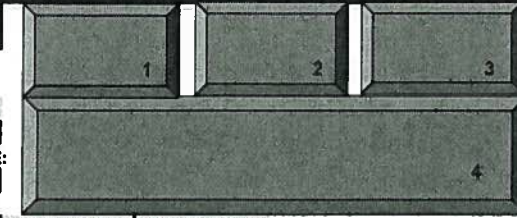
TRIMESTER OF ACTIVITY	TO WELL Protected Use AF/TRIMESTER	FROM1 WELL		FROM2 WELL		FROM3 WELL	
		With Transfer AF/TRIMESTER	Without Transfer AF/TRIMESTER	With Transfer AF/TRIMESTER	Without Transfer AF/TRIMESTER	With Transfer AF/TRIMESTER	Without Transfer AF/TRIMESTER
SPR 1975	0.0	26.7	26.7	0.0	0.0	0.0	0.0
SUM 1975	0.0	26.7	26.7	0.0	0.0	0.0	0.0
WIN 1975	0.0	26.7	26.7	0.0	0.0	0.0	0.0
SPR 1976	0.0	26.7	26.7	0.0	0.0	0.0	0.0
SUM 1976	0.0	26.7	26.7	0.0	0.0	0.0	0.0
WIN 1976	0.0	26.7	26.7	0.0	0.0	0.0	0.0
SPR 1977	0.0	26.7	26.7	0.0	0.0	0.0	0.0
SUM 1977	0.0	26.7	26.7	0.0	0.0	0.0	0.0
WIN 1977	0.0	26.7	26.7	0.0	0.0	0.0	0.0
SPR 1978	0.0	26.7	26.7	0.0	0.0	0.0	0.0
SUM 1978	0.0	26.7	26.7	0.0	0.0	0.0	0.0
WIN 1978	0.0	26.7	26.7	0.0	0.0	0.0	0.0
SPR 1979	0.0	26.7	26.7	0.0	0.0	0.0	0.0
SUM 1979	0.0	26.7	26.7	0.0	0.0	0.0	0.0
WIN 1979	0.0	26.7	26.7	0.0	0.0	0.0	0.0
SPR 1980	0.0	26.7	26.7	0.0	0.0	0.0	0.0
SUM 1980	0.0	26.7	26.7	0.0	0.0	0.0	0.0
WIN 1980	0.0	26.7	26.7	0.0	0.0	0.0	0.0
SPR 1981	0.0	26.7	26.7	0.0	0.0	0.0	0.0
SUM 1981	0.0	26.7	26.7	0.0	0.0	0.0	0.0
WIN 1981	0.0	26.7	26.7	0.0	0.0	0.0	0.0
SPR 1982	0.0	26.7	26.7	0.0	0.0	0.0	0.0
SUM 1982	0.0	26.7	26.7	0.0	0.0	0.0	0.0
WIN 1982	0.0	26.7	26.7	0.0	0.0	0.0	0.0
SPR 1983	0.0	26.7	26.7	0.0	0.0	0.0	0.0
SUM 1983	0.0	26.7	26.7	0.0	0.0	0.0	0.0
WIN 1983	0.0	26.7	26.7	0.0	0.0	0.0	0.0
SPR 1984	0.0	26.7	26.7	0.0	0.0	0.0	0.0
SUM 1984	0.0	26.7	26.7	0.0	0.0	0.0	0.0
WIN 1984	0.0	26.7	26.7	0.0	0.0	0.0	0.0
SPR 1985	0.0	26.7	26.7	0.0	0.0	0.0	0.0
SUM 1985	0.0	26.7	26.7	0.0	0.0	0.0	0.0
WIN 1985	0.0	26.7	26.7	0.0	0.0	0.0	0.0
SPR 1986	0.0	26.7	26.7	0.0	0.0	0.0	0.0
SUM 1986	0.0	26.7	26.7	0.0	0.0	0.0	0.0
WIN 1986	0.0	26.7	26.7	0.0	0.0	0.0	0.0
SPR 1987	0.0	26.7	26.7	0.0	0.0	0.0	0.0
SUM 1987	0.0	26.7	26.7	0.0	0.0	0.0	0.0
WIN 1987	0.0	26.7	26.7	0.0	0.0	0.0	0.0
SPR 1988	0.0	26.7	26.7	0.0	0.0	0.0	0.0
SUM 1988	0.0	26.7	26.7	0.0	0.0	0.0	0.0
WIN 1988	0.0	26.7	26.7	0.0	0.0	0.0	0.0
SPR 1989	0.0	26.7	26.7	0.0	0.0	0.0	0.0
SUM 1989	0.0	26.7	26.7	0.0	0.0	0.0	0.0
WIN 1989	0.0	26.7	26.7	0.0	0.0	0.0	0.0
SPR 1990	0.0	26.7	26.7	0.0	0.0	0.0	0.0
SUM 1990	0.0	26.7	26.7	0.0	0.0	0.0	0.0
WIN 1990	0.0	26.7	26.7	0.0	0.0	0.0	0.0
SPR 1991	0.0	26.7	26.7	0.0	0.0	0.0	0.0
SUM 1991	0.0	26.7	26.7	0.0	0.0	0.0	0.0
WIN 1991	0.0	26.7	26.7	0.0	0.0	0.0	0.0
SPR 1992	0.0	26.7	26.7	0.0	0.0	0.0	0.0
SUM 1992	0.0	26.7	26.7	0.0	0.0	0.0	0.0
WIN 1992	0.0	26.7	26.7	0.0	0.0	0.0	0.0
SPR 1993	0.0	26.7	26.7	0.0	0.0	0.0	0.0
SUM 1993	0.0	26.7	26.7	0.0	0.0	0.0	0.0
WIN 1993	0.0	26.7	26.7	0.0	0.0	0.0	0.0
SPR 1994	0.0	26.7	26.7	0.0	0.0	0.0	0.0
SUM 1994	0.0	26.7	26.7	0.0	0.0	0.0	0.0
WIN 1994	0.0	26.7	26.7	0.0	0.0	0.0	0.0
SPR 1995	0.0	26.7	26.7	0.0	0.0	0.0	0.0
SUM 1995	0.0	26.7	26.7	0.0	0.0	0.0	0.0
WIN 1995	0.0	26.7	26.7	0.0	0.0	0.0	0.0
SPR 1996	0.0	26.7	26.7	0.0	0.0	0.0	0.0
SUM 1996	0.0	26.7	26.7	0.0	0.0	0.0	0.0
WIN 1996	0.0	26.7	26.7	0.0	0.0	0.0	0.0
SPR 1997	0.0	26.7	26.7	0.0	0.0	0.0	0.0
SUM 1997	0.0	26.7	26.7	0.0	0.0	0.0	0.0
WIN 1997	0.0	26.7	26.7	0.0	0.0	0.0	0.0
SPR 1998	0.0	26.7	26.7	0.0	0.0	0.0	0.0
SUM 1998	0.0	26.7	26.7	0.0	0.0	0.0	0.0
WIN 1998	0.0	26.7	26.7	0.0	0.0	0.0	0.0
SPR 1999	0.0	26.7	26.7	0.0	0.0	0.0	0.0
SUM 1999	0.0	26.7	26.7	0.0	0.0	0.0	0.0
WIN 1999	0.0	26.7	26.7	0.0	0.0	0.0	0.0

ENHANCED GROUND-WATER RIGHTS TRANSFER

UNIVERSITY OF IDAHO - IDAHO WATER RESOURCES RESEARCH INSTITUTE

IDAHO DEPARTMENT OF WATER RESOURCES

Cells this color are set up for user entries



ENTER STARTING DATE FOR SIMULATION. THEN PUSH "UPDATE DATES" BUTTON

TRANSFER NO:

YEAR: 1950
SEASON: SPRING

TRANSFER NAME:

AFA

ENTER CELL LOCATIONS:

ROW	TO' CELL	FROM1' CELL	FROM2' CELL	FROM3' CELL		
COLUMN	84	81			35-14260 10/1/1953	0.6
	90	108			35-14258 1/18/1974	17.3
					35-14262 1/8/1959	62.1

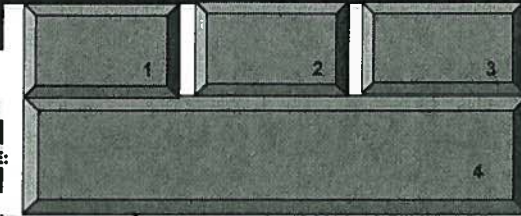
TRIMESTER OF ACTIVITY	TO WELL Projected Use AF/TRIMESTER	FROM1 WELL		FROM2 WELL		FROM3 WELL	
		With Transfer AF/TRIMESTER	Without Transfer AF/TRIMESTER	With Transfer AF/TRIMESTER	Without Transfer AF/TRIMESTER	With Transfer AF/TRIMESTER	Without Transfer AF/TRIMESTER
SPR 2000	0.0	26.7	26.7	0.0	0.0	0.0	0.0
SUM 2000	0.0	26.7	26.7	0.0	0.0	0.0	0.0
WIN 2000	0.0	26.7	26.7	0.0	0.0	0.0	0.0
SPR 2001	0.0	26.7	26.7	0.0	0.0	0.0	0.0
SUM 2001	0.0	26.7	26.7	0.0	0.0	0.0	0.0
WIN 2001	0.0	26.7	26.7	0.0	0.0	0.0	0.0
SPR 2002	0.0	26.7	26.7	0.0	0.0	0.0	0.0
SUM 2002	0.0	26.7	26.7	0.0	0.0	0.0	0.0
WIN 2002	0.0	26.7	26.7	0.0	0.0	0.0	0.0
SPR 2003	0.0	26.7	26.7	0.0	0.0	0.0	0.0
SUM 2003	0.0	26.7	26.7	0.0	0.0	0.0	0.0
WIN 2003	0.0	26.7	26.7	0.0	0.0	0.0	0.0
SPR 2004	0.0	26.7	26.7	0.0	0.0	0.0	0.0
SUM 2004	0.0	26.7	26.7	0.0	0.0	0.0	0.0
WIN 2004	0.0	26.7	26.7	0.0	0.0	0.0	0.0
SPR 2005	0.0	26.7	26.7	0.0	0.0	0.0	0.0
SUM 2005	0.0	26.7	26.7	0.0	0.0	0.0	0.0
WIN 2005	0.0	26.7	26.7	0.0	0.0	0.0	0.0
SPR 2006	0.0	26.7	26.7	0.0	0.0	0.0	0.0
SUM 2006	0.0	26.7	26.7	0.0	0.0	0.0	0.0
WIN 2006	0.0	26.7	26.7	0.0	0.0	0.0	0.0
SPR 2007	0.0	26.7	26.7	0.0	0.0	0.0	0.0
SUM 2007	0.0	26.7	26.7	0.0	0.0	0.0	0.0
WIN 2007	0.0	26.7	26.7	0.0	0.0	0.0	0.0
SPR 2008	0.0	26.7	26.7	0.0	0.0	0.0	0.0
SUM 2008	0.0	26.7	26.7	0.0	0.0	0.0	0.0
WIN 2008	0.0	26.7	26.7	0.0	0.0	0.0	0.0
SPR 2009	0.0	0.0	26.7	0.0	0.0	0.0	0.0
SUM 2009	0.0	0.0	26.7	0.0	0.0	0.0	0.0
WIN 2009	0.0	0.0	26.7	0.0	0.0	0.0	0.0
SPR 2010	0.0	0.0	26.7	0.0	0.0	0.0	0.0
SUM 2010	0.0	0.0	26.7	0.0	0.0	0.0	0.0
WIN 2010	0.0	0.0	26.7	0.0	0.0	0.0	0.0
SPR 2011	0.0	0.0	26.7	0.0	0.0	0.0	0.0
SUM 2011	0.0	0.0	26.7	0.0	0.0	0.0	0.0
WIN 2011	0.0	0.0	26.7	0.0	0.0	0.0	0.0
SPR 2012	0.0	0.0	26.7	0.0	0.0	0.0	0.0
SUM 2012	0.0	0.0	26.7	0.0	0.0	0.0	0.0
WIN 2012	0.0	0.0	26.7	0.0	0.0	0.0	0.0
SPR 2013	26.7	0.0	26.7	0.0	0.0	0.0	0.0
SUM 2013	26.7	0.0	26.7	0.0	0.0	0.0	0.0
WIN 2013	26.7	0.0	26.7	0.0	0.0	0.0	0.0
SPR 2014	0.0	26.7	26.7	0.0	0.0	0.0	0.0
SUM 2014	0.0	26.7	26.7	0.0	0.0	0.0	0.0
WIN 2014	0.0	26.7	26.7	0.0	0.0	0.0	0.0
SPR 2015	0.0	26.7	26.7	0.0	0.0	0.0	0.0
SUM 2015	0.0	26.7	26.7	0.0	0.0	0.0	0.0
WIN 2015	0.0	26.7	26.7	0.0	0.0	0.0	0.0
SPR 2016	0.0	26.7	26.7	0.0	0.0	0.0	0.0
SUM 2016	0.0	26.7	26.7	0.0	0.0	0.0	0.0
WIN 2016	0.0	26.7	26.7	0.0	0.0	0.0	0.0
SPR 2017	0.0	26.7	26.7	0.0	0.0	0.0	0.0
SUM 2017	0.0	26.7	26.7	0.0	0.0	0.0	0.0
WIN 2017	0.0	26.7	26.7	0.0	0.0	0.0	0.0
SPR 2018	0.0	26.7	26.7	0.0	0.0	0.0	0.0
SUM 2018	0.0	26.7	26.7	0.0	0.0	0.0	0.0
WIN 2018	0.0	26.7	26.7	0.0	0.0	0.0	0.0
SPR 2019	0.0	26.7	26.7	0.0	0.0	0.0	0.0
SUM 2019	0.0	26.7	26.7	0.0	0.0	0.0	0.0
WIN 2019	0.0	26.7	26.7	0.0	0.0	0.0	0.0
SPR 2020	0.0	26.7	26.7	0.0	0.0	0.0	0.0
SUM 2020	0.0	26.7	26.7	0.0	0.0	0.0	0.0
WIN 2020	0.0	26.7	26.7	0.0	0.0	0.0	0.0
SPR 2021	0.0	26.7	26.7	0.0	0.0	0.0	0.0
SUM 2021	0.0	26.7	26.7	0.0	0.0	0.0	0.0
WIN 2021	0.0	26.7	26.7	0.0	0.0	0.0	0.0
SPR 2022	0.0	26.7	26.7	0.0	0.0	0.0	0.0
SUM 2022	0.0	26.7	26.7	0.0	0.0	0.0	0.0
WIN 2022	0.0	26.7	26.7	0.0	0.0	0.0	0.0
SPR 2023	0.0	26.7	26.7	0.0	0.0	0.0	0.0
SUM 2023	0.0	26.7	26.7	0.0	0.0	0.0	0.0
WIN 2023	0.0	26.7	26.7	0.0	0.0	0.0	0.0
SPR 2024	0.0	26.7	26.7	0.0	0.0	0.0	0.0
SUM 2024	0.0	26.7	26.7	0.0	0.0	0.0	0.0
WIN 2024	0.0	26.7	26.7	0.0	0.0	0.0	0.0

ENHANCED GROUND-WATER RIGHTS TRANSFER

UNIVERSITY OF IDAHO - IDAHO WATER RESOURCES RESEARCH INSTITUTE

IDAHO DEPARTMENT OF WATER RESOURCES

Cells this color are set up for user entries



ENTER STARTING DATE FOR SIMULATION. THEN PUSH "UPDATE DATES" BUTTON

TRANSFER NO: _____

YEAR: 1950

SEASON: SPRING

TRANSFER NAME: _____

AFA

ENTER CELL LOCATIONS:

ROW COLUMN	TO' CELL	FROM1' CELL	FROM2' CELL	FROM3' CELL	
	84	81			35-14260 10/1/1953
	90	108			35-14258 1/18/1974
					35-14262 1/8/1959

0.6
17.3
62.1

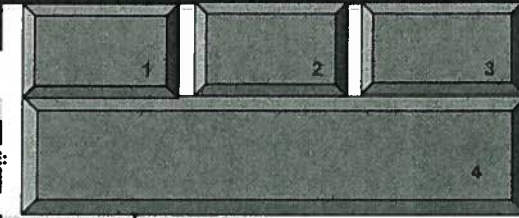
TRIMESTER OF ACTIVITY	TO WELL		FROM1 WELL		FROM2 WELL		FROM3 WELL	
	Protected Use AF/TRIMESTER	With Transfer AF/TRIMESTER	Without Transfer AF/TRIMESTER	With Transfer AF/TRIMESTER	Without Transfer AF/TRIMESTER	With Transfer AF/TRIMESTER	Without Transfer AF/TRIMESTER	
SPR 2025	0.0	26.7	26.7	0.0	0.0	0.0	0.0	
SUM 2025	0.0	26.7	26.7	0.0	0.0	0.0	0.0	
WIN 2025	0.0	26.7	26.7	0.0	0.0	0.0	0.0	
SPR 2026	0.0	26.7	26.7	0.0	0.0	0.0	0.0	
SUM 2026	0.0	26.7	26.7	0.0	0.0	0.0	0.0	
WIN 2026	0.0	26.7	26.7	0.0	0.0	0.0	0.0	
SPR 2027	0.0	26.7	26.7	0.0	0.0	0.0	0.0	
SUM 2027	0.0	26.7	26.7	0.0	0.0	0.0	0.0	
WIN 2027	0.0	26.7	26.7	0.0	0.0	0.0	0.0	
SPR 2028	0.0	26.7	26.7	0.0	0.0	0.0	0.0	
SUM 2028	0.0	26.7	26.7	0.0	0.0	0.0	0.0	
WIN 2028	0.0	26.7	26.7	0.0	0.0	0.0	0.0	
SPR 2029	0.0	26.7	26.7	0.0	0.0	0.0	0.0	
SUM 2029	0.0	26.7	26.7	0.0	0.0	0.0	0.0	
WIN 2029	0.0	26.7	26.7	0.0	0.0	0.0	0.0	
SPR 2030	0.0	26.7	26.7	0.0	0.0	0.0	0.0	
SUM 2030	0.0	26.7	26.7	0.0	0.0	0.0	0.0	
WIN 2030	0.0	26.7	26.7	0.0	0.0	0.0	0.0	
SPR 2031	0.0	26.7	26.7	0.0	0.0	0.0	0.0	
SUM 2031	0.0	26.7	26.7	0.0	0.0	0.0	0.0	
WIN 2031	0.0	26.7	26.7	0.0	0.0	0.0	0.0	
SPR 2032	0.0	26.7	26.7	0.0	0.0	0.0	0.0	
SUM 2032	0.0	26.7	26.7	0.0	0.0	0.0	0.0	
WIN 2032	0.0	26.7	26.7	0.0	0.0	0.0	0.0	
SPR 2033	0.0	26.7	26.7	0.0	0.0	0.0	0.0	
SUM 2033	0.0	26.7	26.7	0.0	0.0	0.0	0.0	
WIN 2033	0.0	26.7	26.7	0.0	0.0	0.0	0.0	
SPR 2034	0.0	26.7	26.7	0.0	0.0	0.0	0.0	
SUM 2034	0.0	26.7	26.7	0.0	0.0	0.0	0.0	
WIN 2034	0.0	26.7	26.7	0.0	0.0	0.0	0.0	
SPR 2035	0.0	26.7	26.7	0.0	0.0	0.0	0.0	
SUM 2035	0.0	26.7	26.7	0.0	0.0	0.0	0.0	
WIN 2035	0.0	26.7	26.7	0.0	0.0	0.0	0.0	
SPR 2036	0.0	26.7	26.7	0.0	0.0	0.0	0.0	
SUM 2036	0.0	26.7	26.7	0.0	0.0	0.0	0.0	
WIN 2036	0.0	26.7	26.7	0.0	0.0	0.0	0.0	
SPR 2037	0.0	26.7	26.7	0.0	0.0	0.0	0.0	
SUM 2037	0.0	26.7	26.7	0.0	0.0	0.0	0.0	
WIN 2037	0.0	26.7	26.7	0.0	0.0	0.0	0.0	
SPR 2038	0.0	26.7	26.7	0.0	0.0	0.0	0.0	
SUM 2038	0.0	26.7	26.7	0.0	0.0	0.0	0.0	
WIN 2038	0.0	26.7	26.7	0.0	0.0	0.0	0.0	
SPR 2039	0.0	26.7	26.7	0.0	0.0	0.0	0.0	
SUM 2039	0.0	26.7	26.7	0.0	0.0	0.0	0.0	
WIN 2039	0.0	26.7	26.7	0.0	0.0	0.0	0.0	
SPR 2040	0.0	26.7	26.7	0.0	0.0	0.0	0.0	
SUM 2040	0.0	26.7	26.7	0.0	0.0	0.0	0.0	
WIN 2040	0.0	26.7	26.7	0.0	0.0	0.0	0.0	
SPR 2041	0.0	26.7	26.7	0.0	0.0	0.0	0.0	
SUM 2041	0.0	26.7	26.7	0.0	0.0	0.0	0.0	
WIN 2041	0.0	26.7	26.7	0.0	0.0	0.0	0.0	
SPR 2042	0.0	26.7	26.7	0.0	0.0	0.0	0.0	
SUM 2042	0.0	26.7	26.7	0.0	0.0	0.0	0.0	
WIN 2042	0.0	26.7	26.7	0.0	0.0	0.0	0.0	
SPR 2043	0.0	26.7	26.7	0.0	0.0	0.0	0.0	
SUM 2043	0.0	26.7	26.7	0.0	0.0	0.0	0.0	
WIN 2043	0.0	26.7	26.7	0.0	0.0	0.0	0.0	
SPR 2044	0.0	26.7	26.7	0.0	0.0	0.0	0.0	
SUM 2044	0.0	26.7	26.7	0.0	0.0	0.0	0.0	
WIN 2044	0.0	26.7	26.7	0.0	0.0	0.0	0.0	
SPR 2045	0.0	26.7	26.7	0.0	0.0	0.0	0.0	
SUM 2045	0.0	26.7	26.7	0.0	0.0	0.0	0.0	
WIN 2045	0.0	26.7	26.7	0.0	0.0	0.0	0.0	
SPR 2046	0.0	26.7	26.7	0.0	0.0	0.0	0.0	
SUM 2046	0.0	26.7	26.7	0.0	0.0	0.0	0.0	
WIN 2046	0.0	26.7	26.7	0.0	0.0	0.0	0.0	
SPR 2047	0.0	26.7	26.7	0.0	0.0	0.0	0.0	
SUM 2047	0.0	26.7	26.7	0.0	0.0	0.0	0.0	
WIN 2047	0.0	26.7	26.7	0.0	0.0	0.0	0.0	
SPR 2048	0.0	26.7	26.7	0.0	0.0	0.0	0.0	
SUM 2048	0.0	26.7	26.7	0.0	0.0	0.0	0.0	
WIN 2048	0.0	26.7	26.7	0.0	0.0	0.0	0.0	

ENHANCED GROUND-WATER RIGHTS TRANSFER

UNIVERSITY OF IDAHO - IDAHO WATER RESOURCES RESEARCH INSTITUTE

IDAHO DEPARTMENT OF WATER RESOURCES

Cells this color are set up for user entries



ENTER STARTING DATE FOR SIMULATION. THEN PUSH "UPDATE DATES" BUTTON
TRANSFER NO: _____
YEAR: 1950
SEASON: SPRING

AFA

ENTER CELL LOCATIONS:
TO' CELL: 84
FROM1' CELL: 80
FROM2' CELL: _____
FROM3' CELL: 35-2713 5/10/1962
ROW COLUMN: 90

202.0

TRIMESTER OF ACTIVITY	TO WELL		FROM1 WELL		FROM2 WELL		FROM3 WELL	
	Projected Use AF/TRIMESTER	With Transfer AF/TRIMESTER	Without Transfer AF/TRIMESTER	With Transfer AF/TRIMESTER	Without Transfer AF/TRIMESTER	With Transfer AF/TRIMESTER	Without Transfer AF/TRIMESTER	
SPR 1950	0.0	0.0	0.0	0.0	0.0	0.0	0.0	
SUM 1950	0.0	0.0	0.0	0.0	0.0	0.0	0.0	
WIN 1950	0.0	0.0	0.0	0.0	0.0	0.0	0.0	
SPR 1951	0.0	0.0	0.0	0.0	0.0	0.0	0.0	
SUM 1951	0.0	0.0	0.0	0.0	0.0	0.0	0.0	
WIN 1951	0.0	0.0	0.0	0.0	0.0	0.0	0.0	
SPR 1952	0.0	0.0	0.0	0.0	0.0	0.0	0.0	
SUM 1952	0.0	0.0	0.0	0.0	0.0	0.0	0.0	
WIN 1952	0.0	0.0	0.0	0.0	0.0	0.0	0.0	
SPR 1953	0.0	0.0	0.0	0.0	0.0	0.0	0.0	
SUM 1953	0.0	0.0	0.0	0.0	0.0	0.0	0.0	
WIN 1953	0.0	0.0	0.0	0.0	0.0	0.0	0.0	
SPR 1954	0.0	0.0	0.0	0.0	0.0	0.0	0.0	
SUM 1954	0.0	0.0	0.0	0.0	0.0	0.0	0.0	
WIN 1954	0.0	0.0	0.0	0.0	0.0	0.0	0.0	
SPR 1955	0.0	0.0	0.0	0.0	0.0	0.0	0.0	
SUM 1955	0.0	0.0	0.0	0.0	0.0	0.0	0.0	
WIN 1955	0.0	0.0	0.0	0.0	0.0	0.0	0.0	
SPR 1956	0.0	0.0	0.0	0.0	0.0	0.0	0.0	
SUM 1956	0.0	0.0	0.0	0.0	0.0	0.0	0.0	
WIN 1956	0.0	0.0	0.0	0.0	0.0	0.0	0.0	
SPR 1957	0.0	0.0	0.0	0.0	0.0	0.0	0.0	
SUM 1957	0.0	0.0	0.0	0.0	0.0	0.0	0.0	
WIN 1957	0.0	0.0	0.0	0.0	0.0	0.0	0.0	
SPR 1958	0.0	0.0	0.0	0.0	0.0	0.0	0.0	
SUM 1958	0.0	0.0	0.0	0.0	0.0	0.0	0.0	
WIN 1958	0.0	0.0	0.0	0.0	0.0	0.0	0.0	
SPR 1959	0.0	0.0	0.0	0.0	0.0	0.0	0.0	
SUM 1959	0.0	0.0	0.0	0.0	0.0	0.0	0.0	
WIN 1959	0.0	0.0	0.0	0.0	0.0	0.0	0.0	
SPR 1960	0.0	0.0	0.0	0.0	0.0	0.0	0.0	
SUM 1960	0.0	0.0	0.0	0.0	0.0	0.0	0.0	
WIN 1960	0.0	0.0	0.0	0.0	0.0	0.0	0.0	
SPR 1961	0.0	0.0	0.0	0.0	0.0	0.0	0.0	
SUM 1961	0.0	0.0	0.0	0.0	0.0	0.0	0.0	
WIN 1961	0.0	0.0	0.0	0.0	0.0	0.0	0.0	
SPR 1962	0.0	0.0	0.0	0.0	0.0	0.0	0.0	
SUM 1962	0.0	67.3	67.3	0.0	0.0	0.0	0.0	
WIN 1962	0.0	67.3	67.3	0.0	0.0	0.0	0.0	
SPR 1963	0.0	67.3	67.3	0.0	0.0	0.0	0.0	
SUM 1963	0.0	67.3	67.3	0.0	0.0	0.0	0.0	
WIN 1963	0.0	67.3	67.3	0.0	0.0	0.0	0.0	
SPR 1964	0.0	67.3	67.3	0.0	0.0	0.0	0.0	
SUM 1964	0.0	67.3	67.3	0.0	0.0	0.0	0.0	
WIN 1964	0.0	67.3	67.3	0.0	0.0	0.0	0.0	
SPR 1965	0.0	67.3	67.3	0.0	0.0	0.0	0.0	
SUM 1965	0.0	67.3	67.3	0.0	0.0	0.0	0.0	
WIN 1965	0.0	67.3	67.3	0.0	0.0	0.0	0.0	
SPR 1966	0.0	67.3	67.3	0.0	0.0	0.0	0.0	
SUM 1966	0.0	67.3	67.3	0.0	0.0	0.0	0.0	
WIN 1966	0.0	67.3	67.3	0.0	0.0	0.0	0.0	
SPR 1967	0.0	67.3	67.3	0.0	0.0	0.0	0.0	
SUM 1967	0.0	67.3	67.3	0.0	0.0	0.0	0.0	
WIN 1967	0.0	67.3	67.3	0.0	0.0	0.0	0.0	
SPR 1968	0.0	67.3	67.3	0.0	0.0	0.0	0.0	
SUM 1968	0.0	67.3	67.3	0.0	0.0	0.0	0.0	
WIN 1968	0.0	67.3	67.3	0.0	0.0	0.0	0.0	
SPR 1969	0.0	67.3	67.3	0.0	0.0	0.0	0.0	
SUM 1969	0.0	67.3	67.3	0.0	0.0	0.0	0.0	
WIN 1969	0.0	67.3	67.3	0.0	0.0	0.0	0.0	
SPR 1970	0.0	67.3	67.3	0.0	0.0	0.0	0.0	
SUM 1970	0.0	67.3	67.3	0.0	0.0	0.0	0.0	
WIN 1970	0.0	67.3	67.3	0.0	0.0	0.0	0.0	
SPR 1971	0.0	67.3	67.3	0.0	0.0	0.0	0.0	
SUM 1971	0.0	67.3	67.3	0.0	0.0	0.0	0.0	
WIN 1971	0.0	67.3	67.3	0.0	0.0	0.0	0.0	
SPR 1972	0.0	67.3	67.3	0.0	0.0	0.0	0.0	
SUM 1972	0.0	67.3	67.3	0.0	0.0	0.0	0.0	
WIN 1972	0.0	67.3	67.3	0.0	0.0	0.0	0.0	
SPR 1973	0.0	67.3	67.3	0.0	0.0	0.0	0.0	
SUM 1973	0.0	67.3	67.3	0.0	0.0	0.0	0.0	
WIN 1973	0.0	67.3	67.3	0.0	0.0	0.0	0.0	
SPR 1974	0.0	67.3	67.3	0.0	0.0	0.0	0.0	
SUM 1974	0.0	67.3	67.3	0.0	0.0	0.0	0.0	
WIN 1974	0.0	67.3	67.3	0.0	0.0	0.0	0.0	

ENHANCED GROUND-WATER RIGHTS TRANSFER

UNIVERSITY OF IDAHO - IDAHO WATER RESOURCES RESEARCH INSTITUTE

IDAHO DEPARTMENT OF

Cells this color are set up for user entries



ENTER STARTING DATE FOR SIMULATION. THEN PUSH "UPDATE DATES" BUTTON
TRANSFER NO.: _____
YEAR: 1950 **TRANSFER NAME:** _____
SEASON: SPRING

AFA

ENTER CELL LOCATIONS:		FROM1' CELL	FROM2' CELL	FROM3' CELL		
ROW	TO' CELL				35-2713 5/10/1962	202.0
COLUMN		84	80			
		90	107			

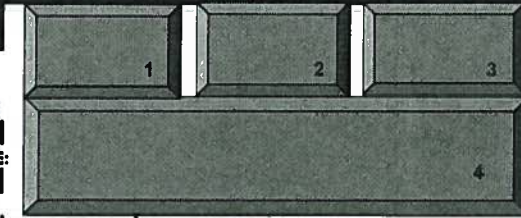
TRIMESTER OF ACTIVITY	TO WELL		FROM1 WELL		FROM2 WELL		FROM3 WELL	
	Projected Use AF/TRIMESTER	With Transfer AF/TRIMESTER	Without Transfer AF/TRIMESTER	With Transfer AF/TRIMESTER	Without Transfer AF/TRIMESTER	With Transfer AF/TRIMESTER	Without Transfer AF/TRIMESTER	
SPR 1975	0.0	67.3	67.3	0.0	0.0	0.0	0.0	
SUM 1975	0.0	67.3	67.3	0.0	0.0	0.0	0.0	
WIN 1975	0.0	67.3	67.3	0.0	0.0	0.0	0.0	
SPR 1976	0.0	67.3	67.3	0.0	0.0	0.0	0.0	
SUM 1976	0.0	67.3	67.3	0.0	0.0	0.0	0.0	
WIN 1976	0.0	67.3	67.3	0.0	0.0	0.0	0.0	
SPR 1977	0.0	67.3	67.3	0.0	0.0	0.0	0.0	
SUM 1977	0.0	67.3	67.3	0.0	0.0	0.0	0.0	
WIN 1977	0.0	67.3	67.3	0.0	0.0	0.0	0.0	
SPR 1978	0.0	67.3	67.3	0.0	0.0	0.0	0.0	
SUM 1978	0.0	67.3	67.3	0.0	0.0	0.0	0.0	
WIN 1978	0.0	67.3	67.3	0.0	0.0	0.0	0.0	
SPR 1979	0.0	67.3	67.3	0.0	0.0	0.0	0.0	
SUM 1979	0.0	67.3	67.3	0.0	0.0	0.0	0.0	
WIN 1979	0.0	67.3	67.3	0.0	0.0	0.0	0.0	
SPR 1980	0.0	67.3	67.3	0.0	0.0	0.0	0.0	
SUM 1980	0.0	67.3	67.3	0.0	0.0	0.0	0.0	
WIN 1980	0.0	67.3	67.3	0.0	0.0	0.0	0.0	
SPR 1981	0.0	67.3	67.3	0.0	0.0	0.0	0.0	
SUM 1981	0.0	67.3	67.3	0.0	0.0	0.0	0.0	
WIN 1981	0.0	67.3	67.3	0.0	0.0	0.0	0.0	
SPR 1982	0.0	67.3	67.3	0.0	0.0	0.0	0.0	
SUM 1982	0.0	67.3	67.3	0.0	0.0	0.0	0.0	
WIN 1982	0.0	67.3	67.3	0.0	0.0	0.0	0.0	
SPR 1983	0.0	67.3	67.3	0.0	0.0	0.0	0.0	
SUM 1983	0.0	67.3	67.3	0.0	0.0	0.0	0.0	
WIN 1983	0.0	67.3	67.3	0.0	0.0	0.0	0.0	
SPR 1984	0.0	67.3	67.3	0.0	0.0	0.0	0.0	
SUM 1984	0.0	67.3	67.3	0.0	0.0	0.0	0.0	
WIN 1984	0.0	67.3	67.3	0.0	0.0	0.0	0.0	
SPR 1985	0.0	67.3	67.3	0.0	0.0	0.0	0.0	
SUM 1985	0.0	67.3	67.3	0.0	0.0	0.0	0.0	
WIN 1985	0.0	67.3	67.3	0.0	0.0	0.0	0.0	
SPR 1986	0.0	67.3	67.3	0.0	0.0	0.0	0.0	
SUM 1986	0.0	67.3	67.3	0.0	0.0	0.0	0.0	
WIN 1986	0.0	67.3	67.3	0.0	0.0	0.0	0.0	
SPR 1987	0.0	67.3	67.3	0.0	0.0	0.0	0.0	
SUM 1987	0.0	67.3	67.3	0.0	0.0	0.0	0.0	
WIN 1987	0.0	67.3	67.3	0.0	0.0	0.0	0.0	
SPR 1988	0.0	67.3	67.3	0.0	0.0	0.0	0.0	
SUM 1988	0.0	67.3	67.3	0.0	0.0	0.0	0.0	
WIN 1988	0.0	67.3	67.3	0.0	0.0	0.0	0.0	
SPR 1989	0.0	67.3	67.3	0.0	0.0	0.0	0.0	
SUM 1989	0.0	67.3	67.3	0.0	0.0	0.0	0.0	
WIN 1989	0.0	67.3	67.3	0.0	0.0	0.0	0.0	
SPR 1990	0.0	67.3	67.3	0.0	0.0	0.0	0.0	
SUM 1990	0.0	67.3	67.3	0.0	0.0	0.0	0.0	
WIN 1990	0.0	67.3	67.3	0.0	0.0	0.0	0.0	
SPR 1991	0.0	67.3	67.3	0.0	0.0	0.0	0.0	
SUM 1991	0.0	67.3	67.3	0.0	0.0	0.0	0.0	
WIN 1991	0.0	67.3	67.3	0.0	0.0	0.0	0.0	
SPR 1992	0.0	67.3	67.3	0.0	0.0	0.0	0.0	
SUM 1992	0.0	67.3	67.3	0.0	0.0	0.0	0.0	
WIN 1992	0.0	67.3	67.3	0.0	0.0	0.0	0.0	
SPR 1993	0.0	67.3	67.3	0.0	0.0	0.0	0.0	
SUM 1993	0.0	67.3	67.3	0.0	0.0	0.0	0.0	
WIN 1993	0.0	67.3	67.3	0.0	0.0	0.0	0.0	
SPR 1994	0.0	67.3	67.3	0.0	0.0	0.0	0.0	
SUM 1994	0.0	67.3	67.3	0.0	0.0	0.0	0.0	
WIN 1994	0.0	67.3	67.3	0.0	0.0	0.0	0.0	
SPR 1995	0.0	67.3	67.3	0.0	0.0	0.0	0.0	
SUM 1995	0.0	67.3	67.3	0.0	0.0	0.0	0.0	
WIN 1995	0.0	67.3	67.3	0.0	0.0	0.0	0.0	
SPR 1996	0.0	67.3	67.3	0.0	0.0	0.0	0.0	
SUM 1996	0.0	67.3	67.3	0.0	0.0	0.0	0.0	
WIN 1996	0.0	67.3	67.3	0.0	0.0	0.0	0.0	
SPR 1997	0.0	67.3	67.3	0.0	0.0	0.0	0.0	
SUM 1997	0.0	67.3	67.3	0.0	0.0	0.0	0.0	
WIN 1997	0.0	67.3	67.3	0.0	0.0	0.0	0.0	
SPR 1998	0.0	67.3	67.3	0.0	0.0	0.0	0.0	
SUM 1998	0.0	67.3	67.3	0.0	0.0	0.0	0.0	
WIN 1998	0.0	67.3	67.3	0.0	0.0	0.0	0.0	
SPR 1999	0.0	67.3	67.3	0.0	0.0	0.0	0.0	
SUM 1999	0.0	67.3	67.3	0.0	0.0	0.0	0.0	
WIN 1999	0.0	67.3	67.3	0.0	0.0	0.0	0.0	

ENHANCED GROUND-WATER RIGHTS TRANSFER

UNIVERSITY OF IDAHO - IDAHO WATER RESOURCES RESEARCH INSTITUTE

IDAHO DEPARTMENT OF WATER RESOURCES

Cells this color are set up for user entries



ENTER STARTING DATE FOR SIMULATION. THEN PUSH "UPDATE DATES" BUTTON

TRANSFER NO:

YEAR: 1950

SEASON: SPRING

TRANSFER NAME:

AFA

ENTER CELL LOCATIONS:

TO CELL	FROM1' CELL	FROM2' CELL	FROM3' CELL
84	80		
90	107		

35-2713 5/10/1962

202.0

TRIMESTER OF ACTIVITY	TO WELL		FROM1 WELL		FROM2 WELL		FROM3 WELL	
	Projected Use AF/TRIMESTER	With Transfer AF/TRIMESTER	Without Transfer AF/TRIMESTER	With Transfer AF/TRIMESTER	Without Transfer AF/TRIMESTER	With Transfer AF/TRIMESTER	Without Transfer AF/TRIMESTER	
SPR 2000	0.0	67.3	67.3	0.0	0.0	0.0	0.0	
SUM 2000	0.0	67.3	67.3	0.0	0.0	0.0	0.0	
WIN 2000	0.0	67.3	67.3	0.0	0.0	0.0	0.0	
SPR 2001	0.0	67.3	67.3	0.0	0.0	0.0	0.0	
SUM 2001	0.0	67.3	67.3	0.0	0.0	0.0	0.0	
WIN 2001	0.0	67.3	67.3	0.0	0.0	0.0	0.0	
SPR 2002	0.0	67.3	67.3	0.0	0.0	0.0	0.0	
SUM 2002	0.0	67.3	67.3	0.0	0.0	0.0	0.0	
WIN 2002	0.0	67.3	67.3	0.0	0.0	0.0	0.0	
SPR 2003	0.0	67.3	67.3	0.0	0.0	0.0	0.0	
SUM 2003	0.0	67.3	67.3	0.0	0.0	0.0	0.0	
WIN 2003	0.0	67.3	67.3	0.0	0.0	0.0	0.0	
SPR 2004	0.0	67.3	67.3	0.0	0.0	0.0	0.0	
SUM 2004	0.0	67.3	67.3	0.0	0.0	0.0	0.0	
WIN 2004	0.0	67.3	67.3	0.0	0.0	0.0	0.0	
SPR 2005	0.0	67.3	67.3	0.0	0.0	0.0	0.0	
SUM 2005	0.0	67.3	67.3	0.0	0.0	0.0	0.0	
WIN 2005	0.0	67.3	67.3	0.0	0.0	0.0	0.0	
SPR 2006	0.0	67.3	67.3	0.0	0.0	0.0	0.0	
SUM 2006	0.0	67.3	67.3	0.0	0.0	0.0	0.0	
WIN 2006	0.0	67.3	67.3	0.0	0.0	0.0	0.0	
SPR 2007	0.0	67.3	67.3	0.0	0.0	0.0	0.0	
SUM 2007	0.0	67.3	67.3	0.0	0.0	0.0	0.0	
WIN 2007	0.0	67.3	67.3	0.0	0.0	0.0	0.0	
SPR 2008	0.0	67.3	67.3	0.0	0.0	0.0	0.0	
SUM 2008	0.0	67.3	67.3	0.0	0.0	0.0	0.0	
WIN 2008	0.0	67.3	67.3	0.0	0.0	0.0	0.0	
SPR 2009	0.0	0.0	67.3	0.0	0.0	0.0	0.0	
SUM 2009	0.0	0.0	67.3	0.0	0.0	0.0	0.0	
WIN 2009	0.0	0.0	67.3	0.0	0.0	0.0	0.0	
SPR 2010	0.0	0.0	67.3	0.0	0.0	0.0	0.0	
SUM 2010	0.0	0.0	67.3	0.0	0.0	0.0	0.0	
WIN 2010	0.0	0.0	67.3	0.0	0.0	0.0	0.0	
SPR 2011	0.0	0.0	67.3	0.0	0.0	0.0	0.0	
SUM 2011	0.0	0.0	67.3	0.0	0.0	0.0	0.0	
WIN 2011	0.0	0.0	67.3	0.0	0.0	0.0	0.0	
SPR 2012	0.0	0.0	67.3	0.0	0.0	0.0	0.0	
SUM 2012	0.0	0.0	67.3	0.0	0.0	0.0	0.0	
WIN 2012	0.0	0.0	67.3	0.0	0.0	0.0	0.0	
SPR 2013	67.3	0.0	67.3	0.0	0.0	0.0	0.0	
SUM 2013	67.3	0.0	67.3	0.0	0.0	0.0	0.0	
WIN 2013	67.3	0.0	67.3	0.0	0.0	0.0	0.0	
SPR 2014	0.0	67.3	67.3	0.0	0.0	0.0	0.0	
SUM 2014	0.0	67.3	67.3	0.0	0.0	0.0	0.0	
WIN 2014	0.0	67.3	67.3	0.0	0.0	0.0	0.0	
SPR 2015	0.0	67.3	67.3	0.0	0.0	0.0	0.0	
SUM 2015	0.0	67.3	67.3	0.0	0.0	0.0	0.0	
WIN 2015	0.0	67.3	67.3	0.0	0.0	0.0	0.0	
SPR 2016	0.0	67.3	67.3	0.0	0.0	0.0	0.0	
SUM 2016	0.0	67.3	67.3	0.0	0.0	0.0	0.0	
WIN 2016	0.0	67.3	67.3	0.0	0.0	0.0	0.0	
SPR 2017	0.0	67.3	67.3	0.0	0.0	0.0	0.0	
SUM 2017	0.0	67.3	67.3	0.0	0.0	0.0	0.0	
WIN 2017	0.0	67.3	67.3	0.0	0.0	0.0	0.0	
SPR 2018	0.0	67.3	67.3	0.0	0.0	0.0	0.0	
SUM 2018	0.0	67.3	67.3	0.0	0.0	0.0	0.0	
WIN 2018	0.0	67.3	67.3	0.0	0.0	0.0	0.0	
SPR 2019	0.0	67.3	67.3	0.0	0.0	0.0	0.0	
SUM 2019	0.0	67.3	67.3	0.0	0.0	0.0	0.0	
WIN 2019	0.0	67.3	67.3	0.0	0.0	0.0	0.0	
SPR 2020	0.0	67.3	67.3	0.0	0.0	0.0	0.0	
SUM 2020	0.0	67.3	67.3	0.0	0.0	0.0	0.0	
WIN 2020	0.0	67.3	67.3	0.0	0.0	0.0	0.0	
SPR 2021	0.0	67.3	67.3	0.0	0.0	0.0	0.0	
SUM 2021	0.0	67.3	67.3	0.0	0.0	0.0	0.0	
WIN 2021	0.0	67.3	67.3	0.0	0.0	0.0	0.0	
SPR 2022	0.0	67.3	67.3	0.0	0.0	0.0	0.0	
SUM 2022	0.0	67.3	67.3	0.0	0.0	0.0	0.0	
WIN 2022	0.0	67.3	67.3	0.0	0.0	0.0	0.0	
SPR 2023	0.0	67.3	67.3	0.0	0.0	0.0	0.0	
SUM 2023	0.0	67.3	67.3	0.0	0.0	0.0	0.0	
WIN 2023	0.0	67.3	67.3	0.0	0.0	0.0	0.0	
SPR 2024	0.0	67.3	67.3	0.0	0.0	0.0	0.0	
SUM 2024	0.0	67.3	67.3	0.0	0.0	0.0	0.0	
WIN 2024	0.0	67.3	67.3	0.0	0.0	0.0	0.0	

ENHANCED GROUND-WATER RIGHTS TRANSFER

UNIVERSITY OF IDAHO - IDAHO WATER RESOURCES RESEARCH INSTITUTE

IDAHO DEPARTMENT OF WATER RESOURCES

Cells this color are set up for user entries

ENTER STARTING DATE FOR SIMULATION. THEN PUSH "UPDATE DATES" BUTTON

TRANSFER NO: _____

YEAR: 1950

SEASON: SPRING

TRANSFER NAME: _____

AFA

ENTER CELL LOCATIONS:

ROW	TO' CELL	'FROM1' CELL	'FROM2' CELL	'FROM3' CELL
84		80		35-2713 5/10/1962
90		107		

202.0

TRIMESTER OF ACTIVITY	TO WELL		FROM1 WELL		FROM2 WELL		FROM3 WELL	
	Projected Use	With Transfer	Without Transfer	With Transfer	Without Transfer	With Transfer	Without Transfer	
AF/TRIMESTER	AF/TRIMESTER	AF/TRIMESTER	AF/TRIMESTER	AF/TRIMESTER	AF/TRIMESTER	AF/TRIMESTER	AF/TRIMESTER	
SPR 2026	0.0	67.3	67.3	0.0	0.0	0.0	0.0	
SUM 2026	0.0	67.3	67.3	0.0	0.0	0.0	0.0	
WIN 2026	0.0	67.3	67.3	0.0	0.0	0.0	0.0	
SPR 2026	0.0	67.3	67.3	0.0	0.0	0.0	0.0	
SUM 2026	0.0	67.3	67.3	0.0	0.0	0.0	0.0	
WIN 2026	0.0	67.3	67.3	0.0	0.0	0.0	0.0	
SPR 2027	0.0	67.3	67.3	0.0	0.0	0.0	0.0	
SUM 2027	0.0	67.3	67.3	0.0	0.0	0.0	0.0	
WIN 2027	0.0	67.3	67.3	0.0	0.0	0.0	0.0	
SPR 2028	0.0	67.3	67.3	0.0	0.0	0.0	0.0	
SUM 2028	0.0	67.3	67.3	0.0	0.0	0.0	0.0	
WIN 2028	0.0	67.3	67.3	0.0	0.0	0.0	0.0	
SPR 2029	0.0	67.3	67.3	0.0	0.0	0.0	0.0	
SUM 2029	0.0	67.3	67.3	0.0	0.0	0.0	0.0	
WIN 2029	0.0	67.3	67.3	0.0	0.0	0.0	0.0	
SPR 2030	0.0	67.3	67.3	0.0	0.0	0.0	0.0	
SUM 2030	0.0	67.3	67.3	0.0	0.0	0.0	0.0	
WIN 2030	0.0	67.3	67.3	0.0	0.0	0.0	0.0	
SPR 2031	0.0	67.3	67.3	0.0	0.0	0.0	0.0	
SUM 2031	0.0	67.3	67.3	0.0	0.0	0.0	0.0	
WIN 2031	0.0	67.3	67.3	0.0	0.0	0.0	0.0	
SPR 2032	0.0	67.3	67.3	0.0	0.0	0.0	0.0	
SUM 2032	0.0	67.3	67.3	0.0	0.0	0.0	0.0	
WIN 2032	0.0	67.3	67.3	0.0	0.0	0.0	0.0	
SPR 2033	0.0	67.3	67.3	0.0	0.0	0.0	0.0	
SUM 2033	0.0	67.3	67.3	0.0	0.0	0.0	0.0	
WIN 2033	0.0	67.3	67.3	0.0	0.0	0.0	0.0	
SPR 2034	0.0	67.3	67.3	0.0	0.0	0.0	0.0	
SUM 2034	0.0	67.3	67.3	0.0	0.0	0.0	0.0	
WIN 2034	0.0	67.3	67.3	0.0	0.0	0.0	0.0	
SPR 2035	0.0	67.3	67.3	0.0	0.0	0.0	0.0	
SUM 2035	0.0	67.3	67.3	0.0	0.0	0.0	0.0	
WIN 2035	0.0	67.3	67.3	0.0	0.0	0.0	0.0	
SPR 2036	0.0	67.3	67.3	0.0	0.0	0.0	0.0	
SUM 2036	0.0	67.3	67.3	0.0	0.0	0.0	0.0	
WIN 2036	0.0	67.3	67.3	0.0	0.0	0.0	0.0	
SPR 2037	0.0	67.3	67.3	0.0	0.0	0.0	0.0	
SUM 2037	0.0	67.3	67.3	0.0	0.0	0.0	0.0	
WIN 2037	0.0	67.3	67.3	0.0	0.0	0.0	0.0	
SPR 2038	0.0	67.3	67.3	0.0	0.0	0.0	0.0	
SUM 2038	0.0	67.3	67.3	0.0	0.0	0.0	0.0	
WIN 2038	0.0	67.3	67.3	0.0	0.0	0.0	0.0	
SPR 2039	0.0	67.3	67.3	0.0	0.0	0.0	0.0	
SUM 2039	0.0	67.3	67.3	0.0	0.0	0.0	0.0	
WIN 2039	0.0	67.3	67.3	0.0	0.0	0.0	0.0	
SPR 2040	0.0	67.3	67.3	0.0	0.0	0.0	0.0	
SUM 2040	0.0	67.3	67.3	0.0	0.0	0.0	0.0	
WIN 2040	0.0	67.3	67.3	0.0	0.0	0.0	0.0	
SPR 2041	0.0	67.3	67.3	0.0	0.0	0.0	0.0	
SUM 2041	0.0	67.3	67.3	0.0	0.0	0.0	0.0	
WIN 2041	0.0	67.3	67.3	0.0	0.0	0.0	0.0	
SPR 2042	0.0	67.3	67.3	0.0	0.0	0.0	0.0	
SUM 2042	0.0	67.3	67.3	0.0	0.0	0.0	0.0	
WIN 2042	0.0	67.3	67.3	0.0	0.0	0.0	0.0	
SPR 2043	0.0	67.3	67.3	0.0	0.0	0.0	0.0	
SUM 2043	0.0	67.3	67.3	0.0	0.0	0.0	0.0	
WIN 2043	0.0	67.3	67.3	0.0	0.0	0.0	0.0	
SPR 2044	0.0	67.3	67.3	0.0	0.0	0.0	0.0	
SUM 2044	0.0	67.3	67.3	0.0	0.0	0.0	0.0	
WIN 2044	0.0	67.3	67.3	0.0	0.0	0.0	0.0	
SPR 2045	0.0	67.3	67.3	0.0	0.0	0.0	0.0	
SUM 2045	0.0	67.3	67.3	0.0	0.0	0.0	0.0	
WIN 2045	0.0	67.3	67.3	0.0	0.0	0.0	0.0	
SPR 2046	0.0	67.3	67.3	0.0	0.0	0.0	0.0	
SUM 2046	0.0	67.3	67.3	0.0	0.0	0.0	0.0	
WIN 2046	0.0	67.3	67.3	0.0	0.0	0.0	0.0	
SPR 2047	0.0	67.3	67.3	0.0	0.0	0.0	0.0	
SUM 2047	0.0	67.3	67.3	0.0	0.0	0.0	0.0	
WIN 2047	0.0	67.3	67.3	0.0	0.0	0.0	0.0	
SPR 2048	0.0	67.3	67.3	0.0	0.0	0.0	0.0	
SUM 2048	0.0	67.3	67.3	0.0	0.0	0.0	0.0	
WIN 2048	0.0	67.3	67.3	0.0	0.0	0.0	0.0	

ENHANCED GROUND-WATER RIGHTS TRANSFER

UNIVERSITY OF IDAHO - IDAHO WATER RESOURCES RESEARCH INSTITUTE

IDAHO DEPARTMENT OF WATER RESOURCES

Cells this color are set up for user entries

ENTER STARTING DATE FOR SIMULATION. THEN PUSH "UPDATE DATES" BUTTON

TRANSFER NO:

YEAR: 1950

SEASON: SPRING

TRANSFER NAME:

AFA

ENTER CELL LOCATIONS:

ROW	TO' CELL	'FROM1' CELL	'FROM2' CELL	'FROM3' CELL		
	84	81			95-2553A	1/8/1959
COLUMN	90	107				166.8

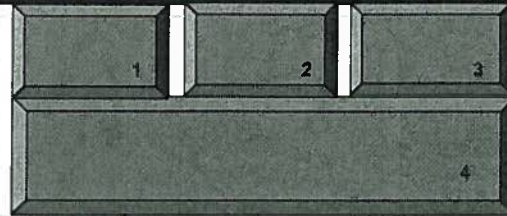
TRIMESTER OF ACTIVITY	TO WELL	FROM1 WELL		FROM2 WELL		FROM3 WELL	
	Projected Use AF/TRIMESTER	With Transfer AF/TRIMESTER	Without Transfer AF/TRIMESTER	With Transfer AF/TRIMESTER	Without Transfer AF/TRIMESTER	With Transfer AF/TRIMESTER	Without Transfer AF/TRIMESTER
SPR 1960	0.0	0.0	0.0	0.0	0.0	0.0	0.0
SUM 1960	0.0	0.0	0.0	0.0	0.0	0.0	0.0
WIN 1960	0.0	0.0	0.0	0.0	0.0	0.0	0.0
SPR 1961	0.0	0.0	0.0	0.0	0.0	0.0	0.0
SUM 1961	0.0	0.0	0.0	0.0	0.0	0.0	0.0
WIN 1961	0.0	0.0	0.0	0.0	0.0	0.0	0.0
SPR 1962	0.0	0.0	0.0	0.0	0.0	0.0	0.0
SUM 1962	0.0	0.0	0.0	0.0	0.0	0.0	0.0
WIN 1962	0.0	0.0	0.0	0.0	0.0	0.0	0.0
SPR 1963	0.0	0.0	0.0	0.0	0.0	0.0	0.0
SUM 1963	0.0	0.0	0.0	0.0	0.0	0.0	0.0
WIN 1963	0.0	0.0	0.0	0.0	0.0	0.0	0.0
SPR 1964	0.0	0.0	0.0	0.0	0.0	0.0	0.0
SUM 1964	0.0	0.0	0.0	0.0	0.0	0.0	0.0
WIN 1964	0.0	0.0	0.0	0.0	0.0	0.0	0.0
SPR 1965	0.0	0.0	0.0	0.0	0.0	0.0	0.0
SUM 1965	0.0	0.0	0.0	0.0	0.0	0.0	0.0
WIN 1965	0.0	0.0	0.0	0.0	0.0	0.0	0.0
SPR 1966	0.0	0.0	0.0	0.0	0.0	0.0	0.0
SUM 1966	0.0	0.0	0.0	0.0	0.0	0.0	0.0
WIN 1966	0.0	0.0	0.0	0.0	0.0	0.0	0.0
SPR 1967	0.0	0.0	0.0	0.0	0.0	0.0	0.0
SUM 1967	0.0	0.0	0.0	0.0	0.0	0.0	0.0
WIN 1967	0.0	0.0	0.0	0.0	0.0	0.0	0.0
SPR 1968	0.0	0.0	0.0	0.0	0.0	0.0	0.0
SUM 1968	0.0	0.0	0.0	0.0	0.0	0.0	0.0
WIN 1968	0.0	0.0	0.0	0.0	0.0	0.0	0.0
SPR 1969	0.0	0.0	0.0	0.0	0.0	0.0	0.0
SUM 1969	0.0	0.0	0.0	0.0	0.0	0.0	0.0
WIN 1969	0.0	0.0	0.0	0.0	0.0	0.0	0.0
SPR 1970	0.0	0.0	0.0	0.0	0.0	0.0	0.0
SUM 1970	0.0	0.0	0.0	0.0	0.0	0.0	0.0
WIN 1970	0.0	0.0	0.0	0.0	0.0	0.0	0.0
SPR 1971	0.0	0.0	0.0	0.0	0.0	0.0	0.0
SUM 1971	0.0	0.0	0.0	0.0	0.0	0.0	0.0
WIN 1971	0.0	0.0	0.0	0.0	0.0	0.0	0.0
SPR 1972	0.0	0.0	0.0	0.0	0.0	0.0	0.0
SUM 1972	0.0	0.0	0.0	0.0	0.0	0.0	0.0
WIN 1972	0.0	0.0	0.0	0.0	0.0	0.0	0.0
SPR 1973	0.0	0.0	0.0	0.0	0.0	0.0	0.0
SUM 1973	0.0	0.0	0.0	0.0	0.0	0.0	0.0
WIN 1973	0.0	0.0	0.0	0.0	0.0	0.0	0.0
SPR 1974	0.0	0.0	0.0	0.0	0.0	0.0	0.0
SUM 1974	0.0	0.0	0.0	0.0	0.0	0.0	0.0
WIN 1974	0.0	0.0	0.0	0.0	0.0	0.0	0.0

ENHANCED GROUND-WATER RIGHTS TRANSFER

UNIVERSITY OF IDAHO - IDAHO WATER RESOURCES RESEARCH INSTITUTE

IDAHO DEPARTMENT OF WATER RESOURCES

Cells this color are set up for user entries



ENTER STARTING DATE FOR SIMULATION. THEN PUSH "UPDATE DATES" BUTTON

YEAR: 1950
SEASON: SPRING

TRANSFER NO.:
TRANSFER NAME:

AFA

ENTER CELL LOCATIONS:		'TO' CELL	'FROM1' CELL	'FROM2' CELL	'FROM3' CELL		
ROW		84	81			35-2553A	1/8/1959
COLUMN		90	107				166.8

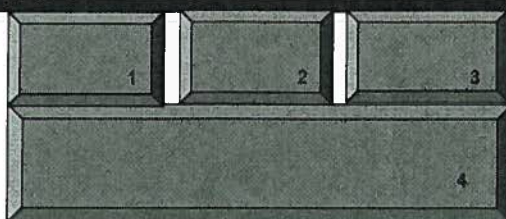
TRIMESTER OF ACTIVITY	TO WELL Projected Use AF/TRIMESTER	FROM1 WELL		FROM2 WELL		FROM3 WELL	
		With Transfer AF/TRIMESTER	Without Transfer AF/TRIMESTER	With Transfer AF/TRIMESTER	Without Transfer AF/TRIMESTER	With Transfer AF/TRIMESTER	Without Transfer AF/TRIMESTER
SPR 1975	0.0	55.6	55.6	0.0	0.0	0.0	0.0
SUM 1975	0.0	55.6	55.6	0.0	0.0	0.0	0.0
WIN 1975	0.0	55.6	55.6	0.0	0.0	0.0	0.0
SPR 1976	0.0	55.6	55.6	0.0	0.0	0.0	0.0
SUM 1976	0.0	55.6	55.6	0.0	0.0	0.0	0.0
WIN 1976	0.0	55.6	55.6	0.0	0.0	0.0	0.0
SPR 1977	0.0	55.6	55.6	0.0	0.0	0.0	0.0
SUM 1977	0.0	55.6	55.6	0.0	0.0	0.0	0.0
WIN 1977	0.0	55.6	55.6	0.0	0.0	0.0	0.0
SPR 1978	0.0	55.6	55.6	0.0	0.0	0.0	0.0
SUM 1978	0.0	55.6	55.6	0.0	0.0	0.0	0.0
WIN 1978	0.0	55.6	55.6	0.0	0.0	0.0	0.0
SPR 1979	0.0	55.6	55.6	0.0	0.0	0.0	0.0
SUM 1979	0.0	55.6	55.6	0.0	0.0	0.0	0.0
WIN 1979	0.0	55.6	55.6	0.0	0.0	0.0	0.0
SPR 1980	0.0	55.6	55.6	0.0	0.0	0.0	0.0
SUM 1980	0.0	55.6	55.6	0.0	0.0	0.0	0.0
WIN 1980	0.0	55.6	55.6	0.0	0.0	0.0	0.0
SPR 1981	0.0	55.6	55.6	0.0	0.0	0.0	0.0
SUM 1981	0.0	55.6	55.6	0.0	0.0	0.0	0.0
WIN 1981	0.0	55.6	55.6	0.0	0.0	0.0	0.0
SPR 1982	0.0	55.6	55.6	0.0	0.0	0.0	0.0
SUM 1982	0.0	55.6	55.6	0.0	0.0	0.0	0.0
WIN 1982	0.0	55.6	55.6	0.0	0.0	0.0	0.0
SPR 1983	0.0	55.6	55.6	0.0	0.0	0.0	0.0
SUM 1983	0.0	55.6	55.6	0.0	0.0	0.0	0.0
WIN 1983	0.0	55.6	55.6	0.0	0.0	0.0	0.0
SPR 1984	0.0	55.6	55.6	0.0	0.0	0.0	0.0
SUM 1984	0.0	55.6	55.6	0.0	0.0	0.0	0.0
WIN 1984	0.0	55.6	55.6	0.0	0.0	0.0	0.0
SPR 1985	0.0	55.6	55.6	0.0	0.0	0.0	0.0
SUM 1985	0.0	55.6	55.6	0.0	0.0	0.0	0.0
WIN 1985	0.0	55.6	55.6	0.0	0.0	0.0	0.0
SPR 1986	0.0	55.6	55.6	0.0	0.0	0.0	0.0
SUM 1986	0.0	55.6	55.6	0.0	0.0	0.0	0.0
WIN 1986	0.0	55.6	55.6	0.0	0.0	0.0	0.0
SPR 1987	0.0	55.6	55.6	0.0	0.0	0.0	0.0
SUM 1987	0.0	55.6	55.6	0.0	0.0	0.0	0.0
WIN 1987	0.0	55.6	55.6	0.0	0.0	0.0	0.0
SPR 1988	0.0	55.6	55.6	0.0	0.0	0.0	0.0
SUM 1988	0.0	55.6	55.6	0.0	0.0	0.0	0.0
WIN 1988	0.0	55.6	55.6	0.0	0.0	0.0	0.0
SPR 1989	0.0	55.6	55.6	0.0	0.0	0.0	0.0
SUM 1989	0.0	55.6	55.6	0.0	0.0	0.0	0.0
WIN 1989	0.0	55.6	55.6	0.0	0.0	0.0	0.0
SPR 1990	0.0	55.6	55.6	0.0	0.0	0.0	0.0
SUM 1990	0.0	55.6	55.6	0.0	0.0	0.0	0.0
WIN 1990	0.0	55.6	55.6	0.0	0.0	0.0	0.0
SPR 1991	0.0	55.6	55.6	0.0	0.0	0.0	0.0
SUM 1991	0.0	55.6	55.6	0.0	0.0	0.0	0.0
WIN 1991	0.0	55.6	55.6	0.0	0.0	0.0	0.0
SPR 1992	0.0	55.6	55.6	0.0	0.0	0.0	0.0
SUM 1992	0.0	55.6	55.6	0.0	0.0	0.0	0.0
WIN 1992	0.0	55.6	55.6	0.0	0.0	0.0	0.0
SPR 1993	0.0	55.6	55.6	0.0	0.0	0.0	0.0
SUM 1993	0.0	55.6	55.6	0.0	0.0	0.0	0.0
WIN 1993	0.0	55.6	55.6	0.0	0.0	0.0	0.0
SPR 1994	0.0	55.6	55.6	0.0	0.0	0.0	0.0
SUM 1994	0.0	55.6	55.6	0.0	0.0	0.0	0.0
WIN 1994	0.0	55.6	55.6	0.0	0.0	0.0	0.0
SPR 1995	0.0	55.6	55.6	0.0	0.0	0.0	0.0
SUM 1995	0.0	55.6	55.6	0.0	0.0	0.0	0.0
WIN 1995	0.0	55.6	55.6	0.0	0.0	0.0	0.0
SPR 1996	0.0	55.6	55.6	0.0	0.0	0.0	0.0
SUM 1996	0.0	55.6	55.6	0.0	0.0	0.0	0.0
WIN 1996	0.0	55.6	55.6	0.0	0.0	0.0	0.0
SPR 1997	0.0	55.6	55.6	0.0	0.0	0.0	0.0
SUM 1997	0.0	55.6	55.6	0.0	0.0	0.0	0.0
WIN 1997	0.0	55.6	55.6	0.0	0.0	0.0	0.0
SPR 1998	0.0	55.6	55.6	0.0	0.0	0.0	0.0
SUM 1998	0.0	55.6	55.6	0.0	0.0	0.0	0.0
WIN 1998	0.0	55.6	55.6	0.0	0.0	0.0	0.0
SPR 1999	0.0	55.6	55.6	0.0	0.0	0.0	0.0
SUM 1999	0.0	55.6	55.6	0.0	0.0	0.0	0.0
WIN 1999	0.0	55.6	55.6	0.0	0.0	0.0	0.0

ENHANCED GROUND-WATER RIGHTS TRANSFER

UNIVERSITY OF IDAHO - IDAHO WATER RESOURCES RESEARCH INSTITUTE

IDAHO DEPARTMENT OF WATER RESOURCES

Cells this color are set up for user entries



ENTER STARTING DATE FOR SIMULATION. THEN PUSH "UPDATE DATES" BUTTON

TRANSFER NO:

YEAR: 1950

SEASON: SPRING

TRANSFER NAME:

AFA

ENTER CELL LOCATIONS:

TO' CELL	FROM1' CELL	FROM2' CELL	FROM3' CELL	35-2553A 1/8/1959	166.8
84	81				
90	107				

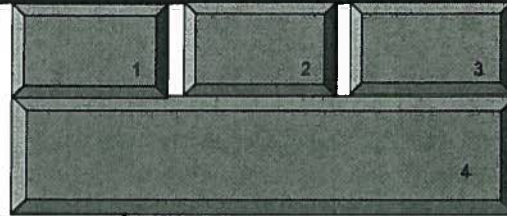
TRIMESTER OF ACTIVITY	TO WELL Projected Use AF/TRIMESTER	FROM1 WELL		FROM2 WELL		FROM3 WELL	
		With Transfer AF/TRIMESTER	Without Transfer AF/TRIMESTER	With Transfer AF/TRIMESTER	Without Transfer AF/TRIMESTER	With Transfer AF/TRIMESTER	Without Transfer AF/TRIMESTER
SPR 2000	0.0	55.6	55.6	0.0	0.0	0.0	0.0
SUM 2000	0.0	55.6	55.6	0.0	0.0	0.0	0.0
WIN 2000	0.0	55.6	55.6	0.0	0.0	0.0	0.0
SPR 2001	0.0	55.6	55.6	0.0	0.0	0.0	0.0
SUM 2001	0.0	55.6	55.6	0.0	0.0	0.0	0.0
WIN 2001	0.0	55.6	55.6	0.0	0.0	0.0	0.0
SPR 2002	0.0	55.6	55.6	0.0	0.0	0.0	0.0
SUM 2002	0.0	55.6	55.6	0.0	0.0	0.0	0.0
WIN 2002	0.0	55.6	55.6	0.0	0.0	0.0	0.0
SPR 2003	0.0	55.6	55.6	0.0	0.0	0.0	0.0
SUM 2003	0.0	55.6	55.6	0.0	0.0	0.0	0.0
WIN 2003	0.0	55.6	55.6	0.0	0.0	0.0	0.0
SPR 2004	0.0	55.6	55.6	0.0	0.0	0.0	0.0
SUM 2004	0.0	55.6	55.6	0.0	0.0	0.0	0.0
WIN 2004	0.0	55.6	55.6	0.0	0.0	0.0	0.0
SPR 2005	0.0	55.6	55.6	0.0	0.0	0.0	0.0
SUM 2005	0.0	55.6	55.6	0.0	0.0	0.0	0.0
WIN 2005	0.0	55.6	55.6	0.0	0.0	0.0	0.0
SPR 2006	0.0	55.6	55.6	0.0	0.0	0.0	0.0
SUM 2006	0.0	55.6	55.6	0.0	0.0	0.0	0.0
WIN 2006	0.0	55.6	55.6	0.0	0.0	0.0	0.0
SPR 2007	0.0	55.6	55.6	0.0	0.0	0.0	0.0
SUM 2007	0.0	55.6	55.6	0.0	0.0	0.0	0.0
WIN 2007	0.0	55.6	55.6	0.0	0.0	0.0	0.0
SPR 2008	0.0	55.6	55.6	0.0	0.0	0.0	0.0
SUM 2008	0.0	55.6	55.6	0.0	0.0	0.0	0.0
WIN 2008	0.0	55.6	55.6	0.0	0.0	0.0	0.0
SPR 2009	0.0	0.0	55.6	0.0	0.0	0.0	0.0
SUM 2009	0.0	0.0	55.6	0.0	0.0	0.0	0.0
WIN 2009	0.0	0.0	55.6	0.0	0.0	0.0	0.0
SPR 2010	0.0	0.0	55.6	0.0	0.0	0.0	0.0
SUM 2010	0.0	0.0	55.6	0.0	0.0	0.0	0.0
WIN 2010	0.0	0.0	55.6	0.0	0.0	0.0	0.0
SPR 2011	0.0	0.0	55.6	0.0	0.0	0.0	0.0
SUM 2011	0.0	0.0	55.6	0.0	0.0	0.0	0.0
WIN 2011	0.0	0.0	55.6	0.0	0.0	0.0	0.0
SPR 2012	0.0	0.0	55.6	0.0	0.0	0.0	0.0
SUM 2012	0.0	0.0	55.6	0.0	0.0	0.0	0.0
WIN 2012	0.0	0.0	55.6	0.0	0.0	0.0	0.0
SPR 2013	55.6	0.0	55.6	0.0	0.0	0.0	0.0
SUM 2013	55.6	0.0	55.6	0.0	0.0	0.0	0.0
WIN 2013	55.6	0.0	55.6	0.0	0.0	0.0	0.0
SPR 2014	0.0	55.6	55.6	0.0	0.0	0.0	0.0
SUM 2014	0.0	55.6	55.6	0.0	0.0	0.0	0.0
WIN 2014	0.0	55.6	55.6	0.0	0.0	0.0	0.0
SPR 2015	0.0	55.6	55.6	0.0	0.0	0.0	0.0
SUM 2015	0.0	55.6	55.6	0.0	0.0	0.0	0.0
WIN 2015	0.0	55.6	55.6	0.0	0.0	0.0	0.0
SPR 2016	0.0	55.6	55.6	0.0	0.0	0.0	0.0
SUM 2016	0.0	55.6	55.6	0.0	0.0	0.0	0.0
WIN 2016	0.0	55.6	55.6	0.0	0.0	0.0	0.0
SPR 2017	0.0	55.6	55.6	0.0	0.0	0.0	0.0
SUM 2017	0.0	55.6	55.6	0.0	0.0	0.0	0.0
WIN 2017	0.0	55.6	55.6	0.0	0.0	0.0	0.0
SPR 2018	0.0	55.6	55.6	0.0	0.0	0.0	0.0
SUM 2018	0.0	55.6	55.6	0.0	0.0	0.0	0.0
WIN 2018	0.0	55.6	55.6	0.0	0.0	0.0	0.0
SPR 2019	0.0	55.6	55.6	0.0	0.0	0.0	0.0
SUM 2019	0.0	55.6	55.6	0.0	0.0	0.0	0.0
WIN 2019	0.0	55.6	55.6	0.0	0.0	0.0	0.0
SPR 2020	0.0	55.6	55.6	0.0	0.0	0.0	0.0
SUM 2020	0.0	55.6	55.6	0.0	0.0	0.0	0.0
WIN 2020	0.0	55.6	55.6	0.0	0.0	0.0	0.0
SPR 2021	0.0	55.6	55.6	0.0	0.0	0.0	0.0
SUM 2021	0.0	55.6	55.6	0.0	0.0	0.0	0.0
WIN 2021	0.0	55.6	55.6	0.0	0.0	0.0	0.0
SPR 2022	0.0	55.6	55.6	0.0	0.0	0.0	0.0
SUM 2022	0.0	55.6	55.6	0.0	0.0	0.0	0.0
WIN 2022	0.0	55.6	55.6	0.0	0.0	0.0	0.0
SPR 2023	0.0	55.6	55.6	0.0	0.0	0.0	0.0
SUM 2023	0.0	55.6	55.6	0.0	0.0	0.0	0.0
WIN 2023	0.0	55.6	55.6	0.0	0.0	0.0	0.0
SPR 2024	0.0	55.6	55.6	0.0	0.0	0.0	0.0
SUM 2024	0.0	55.6	55.6	0.0	0.0	0.0	0.0
WIN 2024	0.0	55.6	55.6	0.0	0.0	0.0	0.0

ENHANCED GROUND-WATER RIGHTS TRANSFER

UNIVERSITY OF IDAHO - IDAHO WATER RESOURCES RESEARCH INSTITUTE

IDAHO DEPARTMENT OF WATER RESOURCES

Cells this color are set up for user entries



ENTER STARTING DATE FOR SIMULATION. THEN PUSH "UPDATE DATES" BUTTON

TRANSFER NO: _____

YEAR: 1950

SEASON: SPRING

TRANSFER NAME: _____

AFA

ENTER CELL LOCATIONS:		FROM1' CELL	FROM2' CELL	FROM3' CELL		
ROW	84	81			35-2553A	1/8/1959
COLUMN	90	107				166.8

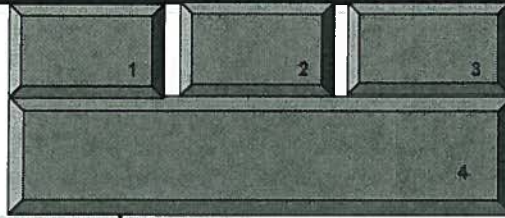
TRIMESTER OF ACTIVITY	TO WELL Protected Use AF/TRIMESTER	FROM1 WELL		FROM2 WELL		FROM3 WELL	
		With Transfer AF/TRIMESTER	Without Transfer AF/TRIMESTER	With Transfer AF/TRIMESTER	Without Transfer AF/TRIMESTER	With Transfer AF/TRIMESTER	Without Transfer AF/TRIMESTER
SPR 2025	0.0	55.6	55.6	0.0	0.0	0.0	0.0
SUM 2025	0.0	55.6	55.6	0.0	0.0	0.0	0.0
WIN 2025	0.0	55.6	55.6	0.0	0.0	0.0	0.0
SPR 2026	0.0	55.6	55.6	0.0	0.0	0.0	0.0
SUM 2026	0.0	55.6	55.6	0.0	0.0	0.0	0.0
WIN 2026	0.0	55.6	55.6	0.0	0.0	0.0	0.0
SPR 2027	0.0	55.6	55.6	0.0	0.0	0.0	0.0
SUM 2027	0.0	55.6	55.6	0.0	0.0	0.0	0.0
WIN 2027	0.0	55.6	55.6	0.0	0.0	0.0	0.0
SPR 2028	0.0	55.6	55.6	0.0	0.0	0.0	0.0
SUM 2028	0.0	55.6	55.6	0.0	0.0	0.0	0.0
WIN 2028	0.0	55.6	55.6	0.0	0.0	0.0	0.0
SPR 2029	0.0	55.6	55.6	0.0	0.0	0.0	0.0
SUM 2029	0.0	55.6	55.6	0.0	0.0	0.0	0.0
WIN 2029	0.0	55.6	55.6	0.0	0.0	0.0	0.0
SPR 2030	0.0	55.6	55.6	0.0	0.0	0.0	0.0
SUM 2030	0.0	55.6	55.6	0.0	0.0	0.0	0.0
WIN 2030	0.0	55.6	55.6	0.0	0.0	0.0	0.0
SPR 2031	0.0	55.6	55.6	0.0	0.0	0.0	0.0
SUM 2031	0.0	55.6	55.6	0.0	0.0	0.0	0.0
WIN 2031	0.0	55.6	55.6	0.0	0.0	0.0	0.0
SPR 2032	0.0	55.6	55.6	0.0	0.0	0.0	0.0
SUM 2032	0.0	55.6	55.6	0.0	0.0	0.0	0.0
WIN 2032	0.0	55.6	55.6	0.0	0.0	0.0	0.0
SPR 2033	0.0	55.6	55.6	0.0	0.0	0.0	0.0
SUM 2033	0.0	55.6	55.6	0.0	0.0	0.0	0.0
WIN 2033	0.0	55.6	55.6	0.0	0.0	0.0	0.0
SPR 2034	0.0	55.6	55.6	0.0	0.0	0.0	0.0
SUM 2034	0.0	55.6	55.6	0.0	0.0	0.0	0.0
WIN 2034	0.0	55.6	55.6	0.0	0.0	0.0	0.0
SPR 2035	0.0	55.6	55.6	0.0	0.0	0.0	0.0
SUM 2035	0.0	55.6	55.6	0.0	0.0	0.0	0.0
WIN 2035	0.0	55.6	55.6	0.0	0.0	0.0	0.0
SPR 2036	0.0	55.6	55.6	0.0	0.0	0.0	0.0
SUM 2036	0.0	55.6	55.6	0.0	0.0	0.0	0.0
WIN 2036	0.0	55.6	55.6	0.0	0.0	0.0	0.0
SPR 2037	0.0	55.6	55.6	0.0	0.0	0.0	0.0
SUM 2037	0.0	55.6	55.6	0.0	0.0	0.0	0.0
WIN 2037	0.0	55.6	55.6	0.0	0.0	0.0	0.0
SPR 2038	0.0	55.6	55.6	0.0	0.0	0.0	0.0
SUM 2038	0.0	55.6	55.6	0.0	0.0	0.0	0.0
WIN 2038	0.0	55.6	55.6	0.0	0.0	0.0	0.0
SPR 2039	0.0	55.6	55.6	0.0	0.0	0.0	0.0
SUM 2039	0.0	55.6	55.6	0.0	0.0	0.0	0.0
WIN 2039	0.0	55.6	55.6	0.0	0.0	0.0	0.0
SPR 2040	0.0	55.6	55.6	0.0	0.0	0.0	0.0
SUM 2040	0.0	55.6	55.6	0.0	0.0	0.0	0.0
WIN 2040	0.0	55.6	55.6	0.0	0.0	0.0	0.0
SPR 2041	0.0	55.6	55.6	0.0	0.0	0.0	0.0
SUM 2041	0.0	55.6	55.6	0.0	0.0	0.0	0.0
WIN 2041	0.0	55.6	55.6	0.0	0.0	0.0	0.0
SPR 2042	0.0	55.6	55.6	0.0	0.0	0.0	0.0
SUM 2042	0.0	55.6	55.6	0.0	0.0	0.0	0.0
WIN 2042	0.0	55.6	55.6	0.0	0.0	0.0	0.0
SPR 2043	0.0	55.6	55.6	0.0	0.0	0.0	0.0
SUM 2043	0.0	55.6	55.6	0.0	0.0	0.0	0.0
WIN 2043	0.0	55.6	55.6	0.0	0.0	0.0	0.0
SPR 2044	0.0	55.6	55.6	0.0	0.0	0.0	0.0
SUM 2044	0.0	55.6	55.6	0.0	0.0	0.0	0.0
WIN 2044	0.0	55.6	55.6	0.0	0.0	0.0	0.0
SPR 2045	0.0	55.6	55.6	0.0	0.0	0.0	0.0
SUM 2045	0.0	55.6	55.6	0.0	0.0	0.0	0.0
WIN 2045	0.0	55.6	55.6	0.0	0.0	0.0	0.0
SPR 2046	0.0	55.6	55.6	0.0	0.0	0.0	0.0
SUM 2046	0.0	55.6	55.6	0.0	0.0	0.0	0.0
WIN 2046	0.0	55.6	55.6	0.0	0.0	0.0	0.0
SPR 2047	0.0	55.6	55.6	0.0	0.0	0.0	0.0
SUM 2047	0.0	55.6	55.6	0.0	0.0	0.0	0.0
WIN 2047	0.0	55.6	55.6	0.0	0.0	0.0	0.0
SPR 2048	0.0	55.6	55.6	0.0	0.0	0.0	0.0
SUM 2048	0.0	55.6	55.6	0.0	0.0	0.0	0.0
WIN 2048	0.0	55.6	55.6	0.0	0.0	0.0	0.0

ENHANCED GROUND-WATER RIGHTS TRANSFER

UNIVERSITY OF IDAHO - IDAHO WATER RESOURCES RESEARCH INSTITUTE

IDAHO DEPARTMENT OF WATER RESOURCES

Cells this color are set up for user entries



ENTER STARTING DATE FOR SIMULATION. THEN PUSH "UPDATE DATES" BUTTON

TRANSFER NO:

YEAR: 1950
SEASON: SPRING

TRANSFER NAME:

AFA

ENTER CELL LOCATIONS:

ROW	TO' CELL	FROM1' CELL	FROM2' CELL	FROM3' CELL
COLUMN	84	96		
	90	95		

35-2467 5/10/1962
35-2668 11/18/1966

25.5
48.8

TRIMESTER OF ACTIVITY	TO WELL Protected Use		FROM1 WELL		FROM2 WELL		FROM3 WELL	
	AF/TRIMESTER	With Transfer	Without Transfer	With Transfer	Without Transfer	With Transfer	Without Transfer	
SPR 1950	0.0	0.0	0.0	0.0	0.0	0.0	0.0	
SUM 1950	0.0	0.0	0.0	0.0	0.0	0.0	0.0	
WIN 1950	0.0	0.0	0.0	0.0	0.0	0.0	0.0	
SPR 1951	0.0	0.0	0.0	0.0	0.0	0.0	0.0	
SUM 1951	0.0	0.0	0.0	0.0	0.0	0.0	0.0	
WIN 1951	0.0	0.0	0.0	0.0	0.0	0.0	0.0	
SPR 1952	0.0	0.0	0.0	0.0	0.0	0.0	0.0	
SUM 1952	0.0	0.0	0.0	0.0	0.0	0.0	0.0	
WIN 1952	0.0	0.0	0.0	0.0	0.0	0.0	0.0	
SPR 1953	0.0	0.0	0.0	0.0	0.0	0.0	0.0	
SUM 1953	0.0	0.0	0.0	0.0	0.0	0.0	0.0	
WIN 1953	0.0	0.0	0.0	0.0	0.0	0.0	0.0	
SPR 1954	0.0	0.0	0.0	0.0	0.0	0.0	0.0	
SUM 1954	0.0	0.0	0.0	0.0	0.0	0.0	0.0	
WIN 1954	0.0	0.0	0.0	0.0	0.0	0.0	0.0	
SPR 1955	0.0	0.0	0.0	0.0	0.0	0.0	0.0	
SUM 1955	0.0	0.0	0.0	0.0	0.0	0.0	0.0	
WIN 1955	0.0	0.0	0.0	0.0	0.0	0.0	0.0	
SPR 1956	0.0	0.0	0.0	0.0	0.0	0.0	0.0	
SUM 1956	0.0	0.0	0.0	0.0	0.0	0.0	0.0	
WIN 1956	0.0	0.0	0.0	0.0	0.0	0.0	0.0	
SPR 1957	0.0	0.0	0.0	0.0	0.0	0.0	0.0	
SUM 1957	0.0	0.0	0.0	0.0	0.0	0.0	0.0	
WIN 1957	0.0	0.0	0.0	0.0	0.0	0.0	0.0	
SPR 1958	0.0	0.0	0.0	0.0	0.0	0.0	0.0	
SUM 1958	0.0	0.0	0.0	0.0	0.0	0.0	0.0	
WIN 1958	0.0	0.0	0.0	0.0	0.0	0.0	0.0	
SPR 1959	0.0	0.0	0.0	0.0	0.0	0.0	0.0	
SUM 1959	0.0	0.0	0.0	0.0	0.0	0.0	0.0	
WIN 1959	0.0	0.0	0.0	0.0	0.0	0.0	0.0	
SPR 1960	0.0	0.0	0.0	0.0	0.0	0.0	0.0	
SUM 1960	0.0	0.0	0.0	0.0	0.0	0.0	0.0	
WIN 1960	0.0	0.0	0.0	0.0	0.0	0.0	0.0	
SPR 1961	0.0	0.0	0.0	0.0	0.0	0.0	0.0	
SUM 1961	0.0	0.0	0.0	0.0	0.0	0.0	0.0	
WIN 1961	0.0	0.0	0.0	0.0	0.0	0.0	0.0	
SPR 1962	0.0	0.0	0.0	0.0	0.0	0.0	0.0	
SUM 1962	0.0	8.5	8.5	0.0	0.0	0.0	0.0	
WIN 1962	0.0	8.5	8.5	0.0	0.0	0.0	0.0	
SPR 1963	0.0	8.5	8.5	0.0	0.0	0.0	0.0	
SUM 1963	0.0	8.5	8.5	0.0	0.0	0.0	0.0	
WIN 1963	0.0	8.5	8.5	0.0	0.0	0.0	0.0	
SPR 1964	0.0	8.5	8.5	0.0	0.0	0.0	0.0	
SUM 1964	0.0	8.5	8.5	0.0	0.0	0.0	0.0	
WIN 1964	0.0	8.5	8.5	0.0	0.0	0.0	0.0	
SPR 1965	0.0	8.5	8.5	0.0	0.0	0.0	0.0	
SUM 1965	0.0	8.5	8.5	0.0	0.0	0.0	0.0	
WIN 1965	0.0	8.5	8.5	0.0	0.0	0.0	0.0	
SPR 1966	0.0	8.5	8.5	0.0	0.0	0.0	0.0	
SUM 1966	0.0	8.5	8.5	0.0	0.0	0.0	0.0	
WIN 1966	0.0	24.8	24.8	0.0	0.0	0.0	0.0	
SPR 1967	0.0	24.8	24.8	0.0	0.0	0.0	0.0	
SUM 1967	0.0	24.8	24.8	0.0	0.0	0.0	0.0	
WIN 1967	0.0	24.8	24.8	0.0	0.0	0.0	0.0	
SPR 1968	0.0	24.8	24.8	0.0	0.0	0.0	0.0	
SUM 1968	0.0	24.8	24.8	0.0	0.0	0.0	0.0	
WIN 1968	0.0	24.8	24.8	0.0	0.0	0.0	0.0	
SPR 1969	0.0	24.8	24.8	0.0	0.0	0.0	0.0	
SUM 1969	0.0	24.8	24.8	0.0	0.0	0.0	0.0	
WIN 1969	0.0	24.8	24.8	0.0	0.0	0.0	0.0	
SPR 1970	0.0	24.8	24.8	0.0	0.0	0.0	0.0	
SUM 1970	0.0	24.8	24.8	0.0	0.0	0.0	0.0	
WIN 1970	0.0	24.8	24.8	0.0	0.0	0.0	0.0	
SPR 1971	0.0	24.8	24.8	0.0	0.0	0.0	0.0	
SUM 1971	0.0	24.8	24.8	0.0	0.0	0.0	0.0	
WIN 1971	0.0	24.8	24.8	0.0	0.0	0.0	0.0	
SPR 1972	0.0	24.8	24.8	0.0	0.0	0.0	0.0	
SUM 1972	0.0	24.8	24.8	0.0	0.0	0.0	0.0	
WIN 1972	0.0	24.8	24.8	0.0	0.0	0.0	0.0	
SPR 1973	0.0	24.8	24.8	0.0	0.0	0.0	0.0	
SUM 1973	0.0	24.8	24.8	0.0	0.0	0.0	0.0	
WIN 1973	0.0	24.8	24.8	0.0	0.0	0.0	0.0	
SPR 1974	0.0	24.8	24.8	0.0	0.0	0.0	0.0	
SUM 1974	0.0	24.8	24.8	0.0	0.0	0.0	0.0	
WIN 1974	0.0	24.8	24.8	0.0	0.0	0.0	0.0	

ENHANCED GROUND-WATER RIGHTS TRANSFER

UNIVERSITY OF IDAHO - IDAHO WATER RESOURCES RESEARCH INSTITUTE

IDAHO DEPARTMENT OF AGRICULTURE

Cells this color are set up for user entries

ENTER STARTING DATE FOR SIMULATION. THEN PUSH "UPDATE DATES" BUTTON

TRANSFER NO:

YEAR: 1950

SEASON: SPRING

TRANSFER NAME:

AFA

ENTER CELL LOCATIONS:		'FROM1' CELL	'FROM2' CELL	'FROM3' CELL		
ROW	84	96			35-2467 5/10/1962	25.5
COLUMN	90	95			35-2668 11/18/1966	48.8

TRIMESTER OF ACTIVITY	TO WELL Protected Use		FROM1 WELL		FROM2 WELL		FROM3 WELL	
	AF/TRIMESTER	With Transfer	Without Transfer	With Transfer	Without Transfer	With Transfer	Without Transfer	
SPR 1975	0.0	24.8	24.8	0.0	0.0	0.0	0.0	
SUM 1975	0.0	24.8	24.8	0.0	0.0	0.0	0.0	
WIN 1975	0.0	24.8	24.8	0.0	0.0	0.0	0.0	
SPR 1976	0.0	24.8	24.8	0.0	0.0	0.0	0.0	
SUM 1976	0.0	24.8	24.8	0.0	0.0	0.0	0.0	
WIN 1976	0.0	24.8	24.8	0.0	0.0	0.0	0.0	
SPR 1977	0.0	24.8	24.8	0.0	0.0	0.0	0.0	
SUM 1977	0.0	24.8	24.8	0.0	0.0	0.0	0.0	
WIN 1977	0.0	24.8	24.8	0.0	0.0	0.0	0.0	
SPR 1978	0.0	24.8	24.8	0.0	0.0	0.0	0.0	
SUM 1978	0.0	24.8	24.8	0.0	0.0	0.0	0.0	
WIN 1978	0.0	24.8	24.8	0.0	0.0	0.0	0.0	
SPR 1979	0.0	24.8	24.8	0.0	0.0	0.0	0.0	
SUM 1979	0.0	24.8	24.8	0.0	0.0	0.0	0.0	
WIN 1979	0.0	24.8	24.8	0.0	0.0	0.0	0.0	
SPR 1980	0.0	24.8	24.8	0.0	0.0	0.0	0.0	
SUM 1980	0.0	24.8	24.8	0.0	0.0	0.0	0.0	
WIN 1980	0.0	24.8	24.8	0.0	0.0	0.0	0.0	
SPR 1981	0.0	24.8	24.8	0.0	0.0	0.0	0.0	
SUM 1981	0.0	24.8	24.8	0.0	0.0	0.0	0.0	
WIN 1981	0.0	24.8	24.8	0.0	0.0	0.0	0.0	
SPR 1982	0.0	24.8	24.8	0.0	0.0	0.0	0.0	
SUM 1982	0.0	24.8	24.8	0.0	0.0	0.0	0.0	
WIN 1982	0.0	24.8	24.8	0.0	0.0	0.0	0.0	
SPR 1983	0.0	24.8	24.8	0.0	0.0	0.0	0.0	
SUM 1983	0.0	24.8	24.8	0.0	0.0	0.0	0.0	
WIN 1983	0.0	24.8	24.8	0.0	0.0	0.0	0.0	
SPR 1984	0.0	24.8	24.8	0.0	0.0	0.0	0.0	
SUM 1984	0.0	24.8	24.8	0.0	0.0	0.0	0.0	
WIN 1984	0.0	24.8	24.8	0.0	0.0	0.0	0.0	
SPR 1985	0.0	24.8	24.8	0.0	0.0	0.0	0.0	
SUM 1985	0.0	24.8	24.8	0.0	0.0	0.0	0.0	
WIN 1985	0.0	24.8	24.8	0.0	0.0	0.0	0.0	
SPR 1986	0.0	24.8	24.8	0.0	0.0	0.0	0.0	
SUM 1986	0.0	24.8	24.8	0.0	0.0	0.0	0.0	
WIN 1986	0.0	24.8	24.8	0.0	0.0	0.0	0.0	
SPR 1987	0.0	24.8	24.8	0.0	0.0	0.0	0.0	
SUM 1987	0.0	24.8	24.8	0.0	0.0	0.0	0.0	
WIN 1987	0.0	24.8	24.8	0.0	0.0	0.0	0.0	
SPR 1988	0.0	24.8	24.8	0.0	0.0	0.0	0.0	
SUM 1988	0.0	24.8	24.8	0.0	0.0	0.0	0.0	
WIN 1988	0.0	24.8	24.8	0.0	0.0	0.0	0.0	
SPR 1989	0.0	24.8	24.8	0.0	0.0	0.0	0.0	
SUM 1989	0.0	24.8	24.8	0.0	0.0	0.0	0.0	
WIN 1989	0.0	24.8	24.8	0.0	0.0	0.0	0.0	
SPR 1990	0.0	24.8	24.8	0.0	0.0	0.0	0.0	
SUM 1990	0.0	24.8	24.8	0.0	0.0	0.0	0.0	
WIN 1990	0.0	24.8	24.8	0.0	0.0	0.0	0.0	
SPR 1991	0.0	24.8	24.8	0.0	0.0	0.0	0.0	
SUM 1991	0.0	24.8	24.8	0.0	0.0	0.0	0.0	
WIN 1991	0.0	24.8	24.8	0.0	0.0	0.0	0.0	
SPR 1992	0.0	24.8	24.8	0.0	0.0	0.0	0.0	
SUM 1992	0.0	24.8	24.8	0.0	0.0	0.0	0.0	
WIN 1992	0.0	24.8	24.8	0.0	0.0	0.0	0.0	
SPR 1993	0.0	24.8	24.8	0.0	0.0	0.0	0.0	
SUM 1993	0.0	24.8	24.8	0.0	0.0	0.0	0.0	
WIN 1993	0.0	24.8	24.8	0.0	0.0	0.0	0.0	
SPR 1994	0.0	24.8	24.8	0.0	0.0	0.0	0.0	
SUM 1994	0.0	24.8	24.8	0.0	0.0	0.0	0.0	
WIN 1994	0.0	24.8	24.8	0.0	0.0	0.0	0.0	
SPR 1995	0.0	24.8	24.8	0.0	0.0	0.0	0.0	
SUM 1995	0.0	24.8	24.8	0.0	0.0	0.0	0.0	
WIN 1995	0.0	24.8	24.8	0.0	0.0	0.0	0.0	
SPR 1996	0.0	24.8	24.8	0.0	0.0	0.0	0.0	
SUM 1996	0.0	24.8	24.8	0.0	0.0	0.0	0.0	
WIN 1996	0.0	24.8	24.8	0.0	0.0	0.0	0.0	
SPR 1997	0.0	24.8	24.8	0.0	0.0	0.0	0.0	
SUM 1997	0.0	24.8	24.8	0.0	0.0	0.0	0.0	
WIN 1997	0.0	24.8	24.8	0.0	0.0	0.0	0.0	
SPR 1998	0.0	24.8	24.8	0.0	0.0	0.0	0.0	
SUM 1998	0.0	24.8	24.8	0.0	0.0	0.0	0.0	
WIN 1998	0.0	24.8	24.8	0.0	0.0	0.0	0.0	
SPR 1999	0.0	24.8	24.8	0.0	0.0	0.0	0.0	
SUM 1999	0.0	24.8	24.8	0.0	0.0	0.0	0.0	
WIN 1999	0.0	24.8	24.8	0.0	0.0	0.0	0.0	

ENHANCED GROUND-WATER RIGHTS TRANSFER

UNIVERSITY OF IDAHO - IDAHO WATER RESOURCES RESEARCH INSTITUTE

IDAHO DEPARTMENT OF WATER RESOURCES

Cells this color are set up for user entries

1	2	3
4		

ENTER STARTING DATE FOR SIMULATION. THEN PUSH "UPDATE DATES" BUTTON

TRANSFER NO: _____
 YEAR: 1950
 SEASON: SPRING

TRANSFER NAME: _____

AFA

ENTER CELL LOCATIONS:

ROW	TO' CELL	'FROM1' CELL	'FROM2' CELL	'FROM3' CELL		
	84	96			35-2467 5/10/1962	25.5
COLUMN	90	95			35-2668 11/18/1966	48.8

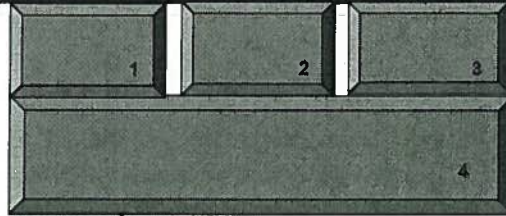
TRIMESTER OF ACTIVITY	TO WELL	FROM1 WELL		FROM2 WELL		FROM3 WELL	
	Projected Use AF/TRIMESTER	With Transfer AF/TRIMESTER	Without Transfer AF/TRIMESTER	With Transfer AF/TRIMESTER	Without Transfer AF/TRIMESTER	With Transfer AF/TRIMESTER	Without Transfer AF/TRIMESTER
SPR 2000	0.0	24.8	24.8	0.0	0.0	0.0	0.0
SUM 2000	0.0	24.8	24.8	0.0	0.0	0.0	0.0
WIN 2000	0.0	24.8	24.8	0.0	0.0	0.0	0.0
SPR 2001	0.0	24.8	24.8	0.0	0.0	0.0	0.0
SUM 2001	0.0	24.8	24.8	0.0	0.0	0.0	0.0
WIN 2001	0.0	24.8	24.8	0.0	0.0	0.0	0.0
SPR 2002	0.0	24.8	24.8	0.0	0.0	0.0	0.0
SUM 2002	0.0	24.8	24.8	0.0	0.0	0.0	0.0
WIN 2002	0.0	24.8	24.8	0.0	0.0	0.0	0.0
SPR 2003	0.0	24.8	24.8	0.0	0.0	0.0	0.0
SUM 2003	0.0	24.8	24.8	0.0	0.0	0.0	0.0
WIN 2003	0.0	24.8	24.8	0.0	0.0	0.0	0.0
SPR 2004	0.0	24.8	24.8	0.0	0.0	0.0	0.0
SUM 2004	0.0	24.8	24.8	0.0	0.0	0.0	0.0
WIN 2004	0.0	24.8	24.8	0.0	0.0	0.0	0.0
SPR 2005	0.0	24.8	24.8	0.0	0.0	0.0	0.0
SUM 2005	0.0	24.8	24.8	0.0	0.0	0.0	0.0
WIN 2005	0.0	24.8	24.8	0.0	0.0	0.0	0.0
SPR 2006	0.0	24.8	24.8	0.0	0.0	0.0	0.0
SUM 2006	0.0	24.8	24.8	0.0	0.0	0.0	0.0
WIN 2006	0.0	24.8	24.8	0.0	0.0	0.0	0.0
SPR 2007	0.0	24.8	24.8	0.0	0.0	0.0	0.0
SUM 2007	0.0	24.8	24.8	0.0	0.0	0.0	0.0
WIN 2007	0.0	24.8	24.8	0.0	0.0	0.0	0.0
SPR 2008	0.0	24.8	24.8	0.0	0.0	0.0	0.0
SUM 2008	0.0	24.8	24.8	0.0	0.0	0.0	0.0
WIN 2008	0.0	24.8	24.8	0.0	0.0	0.0	0.0
SPR 2009	0.0	24.8	24.8	0.0	0.0	0.0	0.0
SUM 2009	0.0	24.8	24.8	0.0	0.0	0.0	0.0
WIN 2009	0.0	24.8	24.8	0.0	0.0	0.0	0.0
SPR 2010	0.0	24.8	24.8	0.0	0.0	0.0	0.0
SUM 2010	0.0	24.8	24.8	0.0	0.0	0.0	0.0
WIN 2010	0.0	24.8	24.8	0.0	0.0	0.0	0.0
SPR 2011	0.0	0.0	24.8	0.0	0.0	0.0	0.0
SUM 2011	0.0	0.0	24.8	0.0	0.0	0.0	0.0
WIN 2011	0.0	0.0	24.8	0.0	0.0	0.0	0.0
SPR 2012	0.0	0.0	24.8	0.0	0.0	0.0	0.0
SUM 2012	0.0	0.0	24.8	0.0	0.0	0.0	0.0
WIN 2012	0.0	0.0	24.8	0.0	0.0	0.0	0.0
SPR 2013	24.8	0.0	24.8	0.0	0.0	0.0	0.0
SUM 2013	24.8	0.0	24.8	0.0	0.0	0.0	0.0
WIN 2013	24.8	0.0	24.8	0.0	0.0	0.0	0.0
SPR 2014	0.0	0.0	24.8	0.0	0.0	0.0	0.0
SUM 2014	0.0	0.0	24.8	0.0	0.0	0.0	0.0
WIN 2014	0.0	0.0	24.8	0.0	0.0	0.0	0.0
SPR 2015	0.0	0.0	24.8	0.0	0.0	0.0	0.0
SUM 2015	0.0	0.0	24.8	0.0	0.0	0.0	0.0
WIN 2015	0.0	0.0	24.8	0.0	0.0	0.0	0.0
SPR 2016	0.0	24.8	24.8	0.0	0.0	0.0	0.0
SUM 2016	0.0	24.8	24.8	0.0	0.0	0.0	0.0
WIN 2016	0.0	24.8	24.8	0.0	0.0	0.0	0.0
SPR 2017	0.0	24.8	24.8	0.0	0.0	0.0	0.0
SUM 2017	0.0	24.8	24.8	0.0	0.0	0.0	0.0
WIN 2017	0.0	24.8	24.8	0.0	0.0	0.0	0.0
SPR 2018	0.0	24.8	24.8	0.0	0.0	0.0	0.0
SUM 2018	0.0	24.8	24.8	0.0	0.0	0.0	0.0
WIN 2018	0.0	24.8	24.8	0.0	0.0	0.0	0.0
SPR 2019	0.0	24.8	24.8	0.0	0.0	0.0	0.0
SUM 2019	0.0	24.8	24.8	0.0	0.0	0.0	0.0
WIN 2019	0.0	24.8	24.8	0.0	0.0	0.0	0.0
SPR 2020	0.0	24.8	24.8	0.0	0.0	0.0	0.0
SUM 2020	0.0	24.8	24.8	0.0	0.0	0.0	0.0
WIN 2020	0.0	24.8	24.8	0.0	0.0	0.0	0.0
SPR 2021	0.0	24.8	24.8	0.0	0.0	0.0	0.0
SUM 2021	0.0	24.8	24.8	0.0	0.0	0.0	0.0
WIN 2021	0.0	24.8	24.8	0.0	0.0	0.0	0.0
SPR 2022	0.0	24.8	24.8	0.0	0.0	0.0	0.0
SUM 2022	0.0	24.8	24.8	0.0	0.0	0.0	0.0
WIN 2022	0.0	24.8	24.8	0.0	0.0	0.0	0.0
SPR 2023	0.0	24.8	24.8	0.0	0.0	0.0	0.0
SUM 2023	0.0	24.8	24.8	0.0	0.0	0.0	0.0
WIN 2023	0.0	24.8	24.8	0.0	0.0	0.0	0.0
SPR 2024	0.0	24.8	24.8	0.0	0.0	0.0	0.0
SUM 2024	0.0	24.8	24.8	0.0	0.0	0.0	0.0
WIN 2024	0.0	24.8	24.8	0.0	0.0	0.0	0.0

ENHANCED GROUND-WATER RIGHTS TRANSFER

UNIVERSITY OF IDAHO - IDAHO WATER RESOURCES RESEARCH INSTITUTE

IDAHO DEPARTMENT OF WATER RESOURCES

Cells this color are set up for user entries



ENTER STARTING DATE FOR SIMULATION. THEN PUSH "UPDATE DATES" BUTTON

YEAR: 1950

SEASON: SPRING

TRANSFER NO:

TRANSFER NAME:

AFA

ENTER CELL LOCATIONS:

ROW	TO' CELL	'FROM1' CELL	'FROM2' CELL	'FROM3' CELL
84	90	96		35-2467 5/10/1962
90		95		35-2668 11/18/1966

25.5
48.8

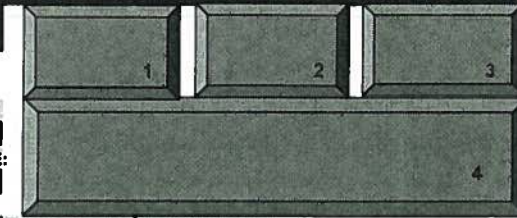
TRIMESTER OF ACTIVITY	TO WELL		FROM1 WELL		FROM2 WELL		FROM3 WELL	
	Projected Use AF/TRIMESTER	With Transfer AF/TRIMESTER	Without Transfer AF/TRIMESTER	With Transfer AF/TRIMESTER	Without Transfer AF/TRIMESTER	With Transfer AF/TRIMESTER	Without Transfer AF/TRIMESTER	
SPR 2025	0.0	24.8	24.8	0.0	0.0	0.0	0.0	
SUM 2025	0.0	24.8	24.8	0.0	0.0	0.0	0.0	
WIN 2025	0.0	24.8	24.8	0.0	0.0	0.0	0.0	
SPR 2026	0.0	24.8	24.8	0.0	0.0	0.0	0.0	
SUM 2026	0.0	24.8	24.8	0.0	0.0	0.0	0.0	
WIN 2026	0.0	24.8	24.8	0.0	0.0	0.0	0.0	
SPR 2027	0.0	24.8	24.8	0.0	0.0	0.0	0.0	
SUM 2027	0.0	24.8	24.8	0.0	0.0	0.0	0.0	
WIN 2027	0.0	24.8	24.8	0.0	0.0	0.0	0.0	
SPR 2028	0.0	24.8	24.8	0.0	0.0	0.0	0.0	
SUM 2028	0.0	24.8	24.8	0.0	0.0	0.0	0.0	
WIN 2028	0.0	24.8	24.8	0.0	0.0	0.0	0.0	
SPR 2029	0.0	24.8	24.8	0.0	0.0	0.0	0.0	
SUM 2029	0.0	24.8	24.8	0.0	0.0	0.0	0.0	
WIN 2029	0.0	24.8	24.8	0.0	0.0	0.0	0.0	
SPR 2030	0.0	24.8	24.8	0.0	0.0	0.0	0.0	
SUM 2030	0.0	24.8	24.8	0.0	0.0	0.0	0.0	
WIN 2030	0.0	24.8	24.8	0.0	0.0	0.0	0.0	
SPR 2031	0.0	24.8	24.8	0.0	0.0	0.0	0.0	
SUM 2031	0.0	24.8	24.8	0.0	0.0	0.0	0.0	
WIN 2031	0.0	24.8	24.8	0.0	0.0	0.0	0.0	
SPR 2032	0.0	24.8	24.8	0.0	0.0	0.0	0.0	
SUM 2032	0.0	24.8	24.8	0.0	0.0	0.0	0.0	
WIN 2032	0.0	24.8	24.8	0.0	0.0	0.0	0.0	
SPR 2033	0.0	24.8	24.8	0.0	0.0	0.0	0.0	
SUM 2033	0.0	24.8	24.8	0.0	0.0	0.0	0.0	
WIN 2033	0.0	24.8	24.8	0.0	0.0	0.0	0.0	
SPR 2034	0.0	24.8	24.8	0.0	0.0	0.0	0.0	
SUM 2034	0.0	24.8	24.8	0.0	0.0	0.0	0.0	
WIN 2034	0.0	24.8	24.8	0.0	0.0	0.0	0.0	
SPR 2035	0.0	24.8	24.8	0.0	0.0	0.0	0.0	
SUM 2035	0.0	24.8	24.8	0.0	0.0	0.0	0.0	
WIN 2035	0.0	24.8	24.8	0.0	0.0	0.0	0.0	
SPR 2036	0.0	24.8	24.8	0.0	0.0	0.0	0.0	
SUM 2036	0.0	24.8	24.8	0.0	0.0	0.0	0.0	
WIN 2036	0.0	24.8	24.8	0.0	0.0	0.0	0.0	
SPR 2037	0.0	24.8	24.8	0.0	0.0	0.0	0.0	
SUM 2037	0.0	24.8	24.8	0.0	0.0	0.0	0.0	
WIN 2037	0.0	24.8	24.8	0.0	0.0	0.0	0.0	
SPR 2038	0.0	24.8	24.8	0.0	0.0	0.0	0.0	
SUM 2038	0.0	24.8	24.8	0.0	0.0	0.0	0.0	
WIN 2038	0.0	24.8	24.8	0.0	0.0	0.0	0.0	
SPR 2039	0.0	24.8	24.8	0.0	0.0	0.0	0.0	
SUM 2039	0.0	24.8	24.8	0.0	0.0	0.0	0.0	
WIN 2039	0.0	24.8	24.8	0.0	0.0	0.0	0.0	
SPR 2040	0.0	24.8	24.8	0.0	0.0	0.0	0.0	
SUM 2040	0.0	24.8	24.8	0.0	0.0	0.0	0.0	
WIN 2040	0.0	24.8	24.8	0.0	0.0	0.0	0.0	
SPR 2041	0.0	24.8	24.8	0.0	0.0	0.0	0.0	
SUM 2041	0.0	24.8	24.8	0.0	0.0	0.0	0.0	
WIN 2041	0.0	24.8	24.8	0.0	0.0	0.0	0.0	
SPR 2042	0.0	24.8	24.8	0.0	0.0	0.0	0.0	
SUM 2042	0.0	24.8	24.8	0.0	0.0	0.0	0.0	
WIN 2042	0.0	24.8	24.8	0.0	0.0	0.0	0.0	
SPR 2043	0.0	24.8	24.8	0.0	0.0	0.0	0.0	
SUM 2043	0.0	24.8	24.8	0.0	0.0	0.0	0.0	
WIN 2043	0.0	24.8	24.8	0.0	0.0	0.0	0.0	
SPR 2044	0.0	24.8	24.8	0.0	0.0	0.0	0.0	
SUM 2044	0.0	24.8	24.8	0.0	0.0	0.0	0.0	
WIN 2044	0.0	24.8	24.8	0.0	0.0	0.0	0.0	
SPR 2045	0.0	24.8	24.8	0.0	0.0	0.0	0.0	
SUM 2045	0.0	24.8	24.8	0.0	0.0	0.0	0.0	
WIN 2045	0.0	24.8	24.8	0.0	0.0	0.0	0.0	
SPR 2046	0.0	24.8	24.8	0.0	0.0	0.0	0.0	
SUM 2046	0.0	24.8	24.8	0.0	0.0	0.0	0.0	
WIN 2046	0.0	24.8	24.8	0.0	0.0	0.0	0.0	
SPR 2047	0.0	24.8	24.8	0.0	0.0	0.0	0.0	
SUM 2047	0.0	24.8	24.8	0.0	0.0	0.0	0.0	
WIN 2047	0.0	24.8	24.8	0.0	0.0	0.0	0.0	
SPR 2048	0.0	24.8	24.8	0.0	0.0	0.0	0.0	
SUM 2048	0.0	24.8	24.8	0.0	0.0	0.0	0.0	
WIN 2048	0.0	24.8	24.8	0.0	0.0	0.0	0.0	

ENHANCED GROUND-WATER RIGHTS TRANSFER

UNIVERSITY OF IDAHO - IDAHO WATER RESOURCES RESEARCH INSTITUTE

IDAHO DEPARTMENT OF WATER RESOURCES

Cells this color are set up for user entries



ENTER STARTING DATE FOR SIMULATION. THEN PUSH "UPDATE DATES" BUTTON

YEAR: 1960

SEASON: SPRING

TRANSFER NO.:

TRANSFER NAME:

AFA

ENTER CELL LOCATIONS:				43-13595 5/4/1978	78.1
TO' CELL	'FROM1' CELL	'FROM2' CELL	'FROM3' CELL	43-13597 5/23/1962	37.5
84	92				
90	71				

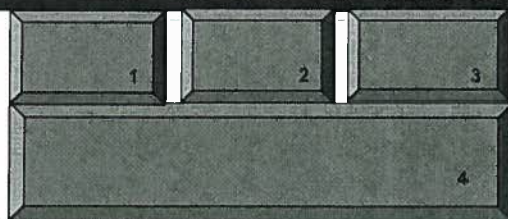
TRIMESTER OF ACTIVITY	TO WELL Projected Use AF/TRIMESTER	FROM1 WELL		FROM2 WELL		FROM3 WELL	
		With Transfer AF/TRIMESTER	Without Transfer AF/TRIMESTER	With Transfer AF/TRIMESTER	Without Transfer AF/TRIMESTER	With Transfer AF/TRIMESTER	Without Transfer AF/TRIMESTER
SPR 1950	0.0	0.0	0.0	0.0	0.0	0.0	0.0
SUM 1950	0.0	0.0	0.0	0.0	0.0	0.0	0.0
WIN 1950	0.0	0.0	0.0	0.0	0.0	0.0	0.0
SPR 1951	0.0	0.0	0.0	0.0	0.0	0.0	0.0
SUM 1951	0.0	0.0	0.0	0.0	0.0	0.0	0.0
WIN 1951	0.0	0.0	0.0	0.0	0.0	0.0	0.0
SPR 1952	0.0	0.0	0.0	0.0	0.0	0.0	0.0
SUM 1952	0.0	0.0	0.0	0.0	0.0	0.0	0.0
WIN 1952	0.0	0.0	0.0	0.0	0.0	0.0	0.0
SPR 1953	0.0	0.0	0.0	0.0	0.0	0.0	0.0
SUM 1953	0.0	0.0	0.0	0.0	0.0	0.0	0.0
WIN 1953	0.0	0.0	0.0	0.0	0.0	0.0	0.0
SPR 1954	0.0	0.0	0.0	0.0	0.0	0.0	0.0
SUM 1954	0.0	0.0	0.0	0.0	0.0	0.0	0.0
WIN 1954	0.0	0.0	0.0	0.0	0.0	0.0	0.0
SPR 1955	0.0	0.0	0.0	0.0	0.0	0.0	0.0
SUM 1955	0.0	0.0	0.0	0.0	0.0	0.0	0.0
WIN 1955	0.0	0.0	0.0	0.0	0.0	0.0	0.0
SPR 1956	0.0	0.0	0.0	0.0	0.0	0.0	0.0
SUM 1956	0.0	0.0	0.0	0.0	0.0	0.0	0.0
WIN 1956	0.0	0.0	0.0	0.0	0.0	0.0	0.0
SPR 1957	0.0	0.0	0.0	0.0	0.0	0.0	0.0
SUM 1957	0.0	0.0	0.0	0.0	0.0	0.0	0.0
WIN 1957	0.0	0.0	0.0	0.0	0.0	0.0	0.0
SPR 1958	0.0	0.0	0.0	0.0	0.0	0.0	0.0
SUM 1958	0.0	0.0	0.0	0.0	0.0	0.0	0.0
WIN 1958	0.0	0.0	0.0	0.0	0.0	0.0	0.0
SPR 1959	0.0	0.0	0.0	0.0	0.0	0.0	0.0
SUM 1959	0.0	0.0	0.0	0.0	0.0	0.0	0.0
WIN 1959	0.0	0.0	0.0	0.0	0.0	0.0	0.0
SPR 1960	0.0	0.0	0.0	0.0	0.0	0.0	0.0
SUM 1960	0.0	0.0	0.0	0.0	0.0	0.0	0.0
WIN 1960	0.0	0.0	0.0	0.0	0.0	0.0	0.0
SPR 1961	0.0	0.0	0.0	0.0	0.0	0.0	0.0
SUM 1961	0.0	0.0	0.0	0.0	0.0	0.0	0.0
WIN 1961	0.0	0.0	0.0	0.0	0.0	0.0	0.0
SPR 1962	0.0	0.0	0.0	0.0	0.0	0.0	0.0
SUM 1962	0.0	12.5	12.5	0.0	0.0	0.0	0.0
WIN 1962	0.0	12.5	12.5	0.0	0.0	0.0	0.0
SPR 1963	0.0	12.5	12.5	0.0	0.0	0.0	0.0
SUM 1963	0.0	12.5	12.5	0.0	0.0	0.0	0.0
WIN 1963	0.0	12.5	12.5	0.0	0.0	0.0	0.0
SPR 1964	0.0	12.5	12.5	0.0	0.0	0.0	0.0
SUM 1964	0.0	12.5	12.5	0.0	0.0	0.0	0.0
WIN 1964	0.0	12.5	12.5	0.0	0.0	0.0	0.0
SPR 1965	0.0	12.5	12.5	0.0	0.0	0.0	0.0
SUM 1965	0.0	12.5	12.5	0.0	0.0	0.0	0.0
WIN 1965	0.0	12.5	12.5	0.0	0.0	0.0	0.0
SPR 1966	0.0	12.5	12.5	0.0	0.0	0.0	0.0
SUM 1966	0.0	12.5	12.5	0.0	0.0	0.0	0.0
WIN 1966	0.0	12.5	12.5	0.0	0.0	0.0	0.0
SPR 1967	0.0	12.5	12.5	0.0	0.0	0.0	0.0
SUM 1967	0.0	12.5	12.5	0.0	0.0	0.0	0.0
WIN 1967	0.0	12.5	12.5	0.0	0.0	0.0	0.0
SPR 1968	0.0	12.5	12.5	0.0	0.0	0.0	0.0
SUM 1968	0.0	12.5	12.5	0.0	0.0	0.0	0.0
WIN 1968	0.0	12.5	12.5	0.0	0.0	0.0	0.0
SPR 1969	0.0	12.5	12.5	0.0	0.0	0.0	0.0
SUM 1969	0.0	12.5	12.5	0.0	0.0	0.0	0.0
WIN 1969	0.0	12.5	12.5	0.0	0.0	0.0	0.0
SPR 1970	0.0	12.5	12.5	0.0	0.0	0.0	0.0
SUM 1970	0.0	12.5	12.5	0.0	0.0	0.0	0.0
WIN 1970	0.0	12.5	12.5	0.0	0.0	0.0	0.0
SPR 1971	0.0	12.5	12.5	0.0	0.0	0.0	0.0
SUM 1971	0.0	12.5	12.5	0.0	0.0	0.0	0.0
WIN 1971	0.0	12.5	12.5	0.0	0.0	0.0	0.0
SPR 1972	0.0	12.5	12.5	0.0	0.0	0.0	0.0
SUM 1972	0.0	12.5	12.5	0.0	0.0	0.0	0.0
WIN 1972	0.0	12.5	12.5	0.0	0.0	0.0	0.0
SPR 1973	0.0	12.5	12.5	0.0	0.0	0.0	0.0
SUM 1973	0.0	12.5	12.5	0.0	0.0	0.0	0.0
WIN 1973	0.0	12.5	12.5	0.0	0.0	0.0	0.0
SPR 1974	0.0	12.5	12.5	0.0	0.0	0.0	0.0
SUM 1974	0.0	12.5	12.5	0.0	0.0	0.0	0.0
WIN 1974	0.0	12.5	12.5	0.0	0.0	0.0	0.0

ENHANCED GROUND-WATER RIGHTS TRANSFER

UNIVERSITY OF IDAHO - IDAHO WATER RESOURCES RESEARCH INSTITUTE

IDAHO DEPARTMENT OF WATER RESOURCES

Cells this color are set up for user entries



ENTER STARTING DATE FOR SIMULATION. THEN PUSH "UPDATE DATES" BUTTON

TRANSFER NO:

YEAR: 1950

SEASON: SPRING

TRANSFER NAME:

AFA

ENTER CELL LOCATIONS:		'FROM1' CELL	'FROM2' CELL	'FROM3' CELL		
ROW	84	92			43-13595 5/4/1978	78.1
COLUMN	90	71			43-13597 5/23/1962	37.5

TRIMESTER OF ACTIVITY	TO WELL Projected Use AF/TRIMESTER	FROM1 WELL		FROM2 WELL		FROM3 WELL	
		With Transfer AF/TRIMESTER	Without Transfer AF/TRIMESTER	With Transfer AF/TRIMESTER	Without Transfer AF/TRIMESTER	With Transfer AF/TRIMESTER	Without Transfer AF/TRIMESTER
SPR 1975	0.0	12.5	12.5	0.0	0.0	0.0	0.0
SUM 1975	0.0	12.5	12.5	0.0	0.0	0.0	0.0
WIN 1975	0.0	12.5	12.5	0.0	0.0	0.0	0.0
SPR 1976	0.0	12.5	12.5	0.0	0.0	0.0	0.0
SUM 1976	0.0	12.5	12.5	0.0	0.0	0.0	0.0
WIN 1976	0.0	12.5	12.5	0.0	0.0	0.0	0.0
SPR 1977	0.0	12.5	12.5	0.0	0.0	0.0	0.0
SUM 1977	0.0	12.5	12.5	0.0	0.0	0.0	0.0
WIN 1977	0.0	12.5	12.5	0.0	0.0	0.0	0.0
SPR 1978	0.0	12.5	12.5	0.0	0.0	0.0	0.0
SUM 1978	0.0	38.5	38.5	0.0	0.0	0.0	0.0
WIN 1978	0.0	38.5	38.5	0.0	0.0	0.0	0.0
SPR 1979	0.0	38.5	38.5	0.0	0.0	0.0	0.0
SUM 1979	0.0	38.5	38.5	0.0	0.0	0.0	0.0
WIN 1979	0.0	38.5	38.5	0.0	0.0	0.0	0.0
SPR 1980	0.0	38.5	38.5	0.0	0.0	0.0	0.0
SUM 1980	0.0	38.5	38.5	0.0	0.0	0.0	0.0
WIN 1980	0.0	38.5	38.5	0.0	0.0	0.0	0.0
SPR 1981	0.0	38.5	38.5	0.0	0.0	0.0	0.0
SUM 1981	0.0	38.5	38.5	0.0	0.0	0.0	0.0
WIN 1981	0.0	38.5	38.5	0.0	0.0	0.0	0.0
SPR 1982	0.0	38.5	38.5	0.0	0.0	0.0	0.0
SUM 1982	0.0	38.5	38.5	0.0	0.0	0.0	0.0
WIN 1982	0.0	38.5	38.5	0.0	0.0	0.0	0.0
SPR 1983	0.0	38.5	38.5	0.0	0.0	0.0	0.0
SUM 1983	0.0	38.5	38.5	0.0	0.0	0.0	0.0
WIN 1983	0.0	38.5	38.5	0.0	0.0	0.0	0.0
SPR 1984	0.0	38.5	38.5	0.0	0.0	0.0	0.0
SUM 1984	0.0	38.5	38.5	0.0	0.0	0.0	0.0
WIN 1984	0.0	38.5	38.5	0.0	0.0	0.0	0.0
SPR 1985	0.0	38.5	38.5	0.0	0.0	0.0	0.0
SUM 1985	0.0	38.5	38.5	0.0	0.0	0.0	0.0
WIN 1985	0.0	38.5	38.5	0.0	0.0	0.0	0.0
SPR 1986	0.0	38.5	38.5	0.0	0.0	0.0	0.0
SUM 1986	0.0	38.5	38.5	0.0	0.0	0.0	0.0
WIN 1986	0.0	38.5	38.5	0.0	0.0	0.0	0.0
SPR 1987	0.0	38.5	38.5	0.0	0.0	0.0	0.0
SUM 1987	0.0	38.5	38.5	0.0	0.0	0.0	0.0
WIN 1987	0.0	38.5	38.5	0.0	0.0	0.0	0.0
SPR 1988	0.0	38.5	38.5	0.0	0.0	0.0	0.0
SUM 1988	0.0	38.5	38.5	0.0	0.0	0.0	0.0
WIN 1988	0.0	38.5	38.5	0.0	0.0	0.0	0.0
SPR 1989	0.0	38.5	38.5	0.0	0.0	0.0	0.0
SUM 1989	0.0	38.5	38.5	0.0	0.0	0.0	0.0
WIN 1989	0.0	38.5	38.5	0.0	0.0	0.0	0.0
SPR 1990	0.0	38.5	38.5	0.0	0.0	0.0	0.0
SUM 1990	0.0	38.5	38.5	0.0	0.0	0.0	0.0
WIN 1990	0.0	38.5	38.5	0.0	0.0	0.0	0.0
SPR 1991	0.0	38.5	38.5	0.0	0.0	0.0	0.0
SUM 1991	0.0	38.5	38.5	0.0	0.0	0.0	0.0
WIN 1991	0.0	38.5	38.5	0.0	0.0	0.0	0.0
SPR 1992	0.0	38.5	38.5	0.0	0.0	0.0	0.0
SUM 1992	0.0	38.5	38.5	0.0	0.0	0.0	0.0
WIN 1992	0.0	38.5	38.5	0.0	0.0	0.0	0.0
SPR 1993	0.0	38.5	38.5	0.0	0.0	0.0	0.0
SUM 1993	0.0	38.5	38.5	0.0	0.0	0.0	0.0
WIN 1993	0.0	38.5	38.5	0.0	0.0	0.0	0.0
SPR 1994	0.0	38.5	38.5	0.0	0.0	0.0	0.0
SUM 1994	0.0	38.5	38.5	0.0	0.0	0.0	0.0
WIN 1994	0.0	38.5	38.5	0.0	0.0	0.0	0.0
SPR 1995	0.0	38.5	38.5	0.0	0.0	0.0	0.0
SUM 1995	0.0	38.5	38.5	0.0	0.0	0.0	0.0
WIN 1995	0.0	38.5	38.5	0.0	0.0	0.0	0.0
SPR 1996	0.0	0.0	38.5	0.0	0.0	0.0	0.0
SUM 1996	0.0	0.0	38.5	0.0	0.0	0.0	0.0
WIN 1996	0.0	0.0	38.5	0.0	0.0	0.0	0.0
SPR 1997	0.0	0.0	38.5	0.0	0.0	0.0	0.0
SUM 1997	0.0	0.0	38.5	0.0	0.0	0.0	0.0
WIN 1997	0.0	0.0	38.5	0.0	0.0	0.0	0.0
SPR 1998	0.0	0.0	38.5	0.0	0.0	0.0	0.0
SUM 1998	0.0	0.0	38.5	0.0	0.0	0.0	0.0
WIN 1998	0.0	0.0	38.5	0.0	0.0	0.0	0.0
SPR 1999	0.0	0.0	38.5	0.0	0.0	0.0	0.0
SUM 1999	0.0	0.0	38.5	0.0	0.0	0.0	0.0
WIN 1999	0.0	0.0	38.5	0.0	0.0	0.0	0.0

ENHANCED GROUND-WATER RIGHTS TRANSFER

UNIVERSITY OF IDAHO - IDAHO WATER RESOURCES RESEARCH INSTITUTE

IDAHO DEPARTMENT OF AGRICULTURE

Cells this color are set up for user entries

ENTER STARTING DATE FOR SIMULATION. THEN PUSH "UPDATE DATES" BUTTON

TRANSFER NO:

YEAR: 1950

SEASON: SPRING

TRANSFER NAME:

AFA

ENTER CELL LOCATIONS:		'TO' CELL	'FROM1' CELL	'FROM2' CELL	'FROM3' CELL	
ROW		84	92			43-13595 5/4/1978
COLUMN		90	71			43-13597 5/23/1962

78.1
37.5

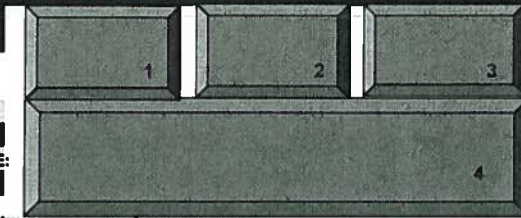
TRIMESTER OF ACTIVITY	TO WELL Projected Use AF/TRIMESTER	FROM1 WELL		FROM2 WELL		FROM3 WELL	
		With Transfer AF/TRIMESTER	Without Transfer AF/TRIMESTER	With Transfer AF/TRIMESTER	Without Transfer AF/TRIMESTER	With Transfer AF/TRIMESTER	Without Transfer AF/TRIMESTER
SPR 2000	0.0	0.0	38.5	0.0	0.0	0.0	0.0
SUM 2000	0.0	0.0	38.5	0.0	0.0	0.0	0.0
WIN 2000	0.0	0.0	38.5	0.0	0.0	0.0	0.0
SPR 2001	0.0	0.0	38.5	0.0	0.0	0.0	0.0
SUM 2001	0.0	0.0	38.5	0.0	0.0	0.0	0.0
WIN 2001	0.0	0.0	38.5	0.0	0.0	0.0	0.0
SPR 2002	0.0	0.0	38.5	0.0	0.0	0.0	0.0
SUM 2002	0.0	0.0	38.5	0.0	0.0	0.0	0.0
WIN 2002	0.0	0.0	38.5	0.0	0.0	0.0	0.0
SPR 2003	0.0	0.0	38.5	0.0	0.0	0.0	0.0
SUM 2003	0.0	0.0	38.5	0.0	0.0	0.0	0.0
WIN 2003	0.0	0.0	38.5	0.0	0.0	0.0	0.0
SPR 2004	0.0	0.0	38.5	0.0	0.0	0.0	0.0
SUM 2004	0.0	0.0	38.5	0.0	0.0	0.0	0.0
WIN 2004	0.0	0.0	38.5	0.0	0.0	0.0	0.0
SPR 2005	0.0	0.0	38.5	0.0	0.0	0.0	0.0
SUM 2005	0.0	0.0	38.5	0.0	0.0	0.0	0.0
WIN 2005	0.0	0.0	38.5	0.0	0.0	0.0	0.0
SPR 2006	0.0	0.0	38.5	0.0	0.0	0.0	0.0
SUM 2006	0.0	0.0	38.5	0.0	0.0	0.0	0.0
WIN 2006	0.0	0.0	38.5	0.0	0.0	0.0	0.0
SPR 2007	0.0	0.0	38.5	0.0	0.0	0.0	0.0
SUM 2007	0.0	0.0	38.5	0.0	0.0	0.0	0.0
WIN 2007	0.0	0.0	38.5	0.0	0.0	0.0	0.0
SPR 2008	0.0	0.0	38.5	0.0	0.0	0.0	0.0
SUM 2008	0.0	0.0	38.5	0.0	0.0	0.0	0.0
WIN 2008	0.0	0.0	38.5	0.0	0.0	0.0	0.0
SPR 2009	0.0	0.0	38.5	0.0	0.0	0.0	0.0
SUM 2009	0.0	0.0	38.5	0.0	0.0	0.0	0.0
WIN 2009	0.0	0.0	38.5	0.0	0.0	0.0	0.0
SPR 2010	0.0	0.0	38.5	0.0	0.0	0.0	0.0
SUM 2010	0.0	0.0	38.5	0.0	0.0	0.0	0.0
WIN 2010	0.0	0.0	38.5	0.0	0.0	0.0	0.0
SPR 2011	0.0	0.0	38.5	0.0	0.0	0.0	0.0
SUM 2011	0.0	0.0	38.5	0.0	0.0	0.0	0.0
WIN 2011	0.0	0.0	38.5	0.0	0.0	0.0	0.0
SPR 2012	0.0	0.0	38.5	0.0	0.0	0.0	0.0
SUM 2012	0.0	0.0	38.5	0.0	0.0	0.0	0.0
WIN 2012	0.0	0.0	38.5	0.0	0.0	0.0	0.0
SPR 2013	38.5	0.0	38.5	0.0	0.0	0.0	0.0
SUM 2013	38.5	0.0	38.5	0.0	0.0	0.0	0.0
WIN 2013	38.5	0.0	38.5	0.0	0.0	0.0	0.0
SPR 2014	0.0	0.0	38.5	0.0	0.0	0.0	0.0
SUM 2014	0.0	0.0	38.5	0.0	0.0	0.0	0.0
WIN 2014	0.0	0.0	38.5	0.0	0.0	0.0	0.0
SPR 2015	0.0	0.0	38.5	0.0	0.0	0.0	0.0
SUM 2015	0.0	0.0	38.5	0.0	0.0	0.0	0.0
WIN 2015	0.0	0.0	38.5	0.0	0.0	0.0	0.0
SPR 2016	0.0	0.0	38.5	0.0	0.0	0.0	0.0
SUM 2016	0.0	0.0	38.5	0.0	0.0	0.0	0.0
WIN 2016	0.0	0.0	38.5	0.0	0.0	0.0	0.0
SPR 2017	0.0	0.0	38.5	0.0	0.0	0.0	0.0
SUM 2017	0.0	0.0	38.5	0.0	0.0	0.0	0.0
WIN 2017	0.0	0.0	38.5	0.0	0.0	0.0	0.0
SPR 2018	0.0	0.0	38.5	0.0	0.0	0.0	0.0
SUM 2018	0.0	0.0	38.5	0.0	0.0	0.0	0.0
WIN 2018	0.0	0.0	38.5	0.0	0.0	0.0	0.0
SPR 2019	0.0	0.0	38.5	0.0	0.0	0.0	0.0
SUM 2019	0.0	0.0	38.5	0.0	0.0	0.0	0.0
WIN 2019	0.0	0.0	38.5	0.0	0.0	0.0	0.0
SPR 2020	0.0	0.0	38.5	0.0	0.0	0.0	0.0
SUM 2020	0.0	0.0	38.5	0.0	0.0	0.0	0.0
WIN 2020	0.0	0.0	38.5	0.0	0.0	0.0	0.0
SPR 2021	0.0	0.0	38.5	0.0	0.0	0.0	0.0
SUM 2021	0.0	0.0	38.5	0.0	0.0	0.0	0.0
WIN 2021	0.0	0.0	38.5	0.0	0.0	0.0	0.0
SPR 2022	0.0	0.0	38.5	0.0	0.0	0.0	0.0
SUM 2022	0.0	0.0	38.5	0.0	0.0	0.0	0.0
WIN 2022	0.0	0.0	38.5	0.0	0.0	0.0	0.0
SPR 2023	0.0	0.0	38.5	0.0	0.0	0.0	0.0
SUM 2023	0.0	0.0	38.5	0.0	0.0	0.0	0.0
WIN 2023	0.0	0.0	38.5	0.0	0.0	0.0	0.0
SPR 2024	0.0	0.0	38.5	0.0	0.0	0.0	0.0
SUM 2024	0.0	0.0	38.5	0.0	0.0	0.0	0.0
WIN 2024	0.0	0.0	38.5	0.0	0.0	0.0	0.0

ENHANCED GROUND-WATER RIGHTS TRANSFER

UNIVERSITY OF IDAHO - IDAHO WATER RESOURCES RESEARCH INSTITUTE

IDAHO DEPARTMENT OF WATER RESOURCES

Cells this color are set up for user entries



ENTER STARTING DATE FOR SIMULATION. THEN PUSH "UPDATE DATES" BUTTON

TRANSFER NO:

YEAR: 1950

SEASON: SPRING

TRANSFER NAME:

AFA

ENTER CELL LOCATIONS:

ROW	TO' CELL	FROM1' CELL	FROM2' CELL	FROM3' CELL	
	84	92			43-13595 5/4/1978
COLUMN	90	71			43-13597 5/23/1962

78.1
37.5


TRIMESTER OF ACTIVITY	TO WELL		FROM1 WELL		FROM2 WELL		FROM3 WELL	
	Projected Use AF/TRIMESTER	With Transfer AF/TRIMESTER	Without Transfer AF/TRIMESTER	With Transfer AF/TRIMESTER	Without Transfer AF/TRIMESTER	With Transfer AF/TRIMESTER	Without Transfer AF/TRIMESTER	
SPR 2025	0.0	0.0	38.5	0.0	0.0	0.0	0.0	
SUM 2025	0.0	0.0	38.5	0.0	0.0	0.0	0.0	
WIN 2025	0.0	0.0	38.5	0.0	0.0	0.0	0.0	
SPR 2026	0.0	0.0	38.5	0.0	0.0	0.0	0.0	
SUM 2026	0.0	0.0	38.5	0.0	0.0	0.0	0.0	
WIN 2026	0.0	0.0	38.5	0.0	0.0	0.0	0.0	
SPR 2027	0.0	0.0	38.5	0.0	0.0	0.0	0.0	
SUM 2027	0.0	0.0	38.5	0.0	0.0	0.0	0.0	
WIN 2027	0.0	0.0	38.5	0.0	0.0	0.0	0.0	
SPR 2028	0.0	0.0	38.5	0.0	0.0	0.0	0.0	
SUM 2028	0.0	0.0	38.5	0.0	0.0	0.0	0.0	
WIN 2028	0.0	0.0	38.5	0.0	0.0	0.0	0.0	
SPR 2029	0.0	0.0	38.5	0.0	0.0	0.0	0.0	
SUM 2029	0.0	0.0	38.5	0.0	0.0	0.0	0.0	
WIN 2029	0.0	0.0	38.5	0.0	0.0	0.0	0.0	
SPR 2030	0.0	0.0	38.5	0.0	0.0	0.0	0.0	
SUM 2030	0.0	0.0	38.5	0.0	0.0	0.0	0.0	
WIN 2030	0.0	0.0	38.5	0.0	0.0	0.0	0.0	
SPR 2031	0.0	0.0	38.5	0.0	0.0	0.0	0.0	
SUM 2031	0.0	0.0	38.5	0.0	0.0	0.0	0.0	
WIN 2031	0.0	0.0	38.5	0.0	0.0	0.0	0.0	
SPR 2032	0.0	0.0	38.5	0.0	0.0	0.0	0.0	
SUM 2032	0.0	0.0	38.5	0.0	0.0	0.0	0.0	
WIN 2032	0.0	0.0	38.5	0.0	0.0	0.0	0.0	
SPR 2033	0.0	0.0	38.5	0.0	0.0	0.0	0.0	
SUM 2033	0.0	0.0	38.5	0.0	0.0	0.0	0.0	
WIN 2033	0.0	0.0	38.5	0.0	0.0	0.0	0.0	
SPR 2034	0.0	0.0	38.5	0.0	0.0	0.0	0.0	
SUM 2034	0.0	0.0	38.5	0.0	0.0	0.0	0.0	
WIN 2034	0.0	0.0	38.5	0.0	0.0	0.0	0.0	
SPR 2035	0.0	0.0	38.5	0.0	0.0	0.0	0.0	
SUM 2035	0.0	0.0	38.5	0.0	0.0	0.0	0.0	
WIN 2035	0.0	0.0	38.5	0.0	0.0	0.0	0.0	
SPR 2036	0.0	0.0	38.5	0.0	0.0	0.0	0.0	
SUM 2036	0.0	0.0	38.5	0.0	0.0	0.0	0.0	
WIN 2036	0.0	0.0	38.5	0.0	0.0	0.0	0.0	
SPR 2037	0.0	0.0	38.5	0.0	0.0	0.0	0.0	
SUM 2037	0.0	0.0	38.5	0.0	0.0	0.0	0.0	
WIN 2037	0.0	0.0	38.5	0.0	0.0	0.0	0.0	
SPR 2038	0.0	0.0	38.5	0.0	0.0	0.0	0.0	
SUM 2038	0.0	0.0	38.5	0.0	0.0	0.0	0.0	
WIN 2038	0.0	0.0	38.5	0.0	0.0	0.0	0.0	
SPR 2039	0.0	0.0	38.5	0.0	0.0	0.0	0.0	
SUM 2039	0.0	0.0	38.5	0.0	0.0	0.0	0.0	
WIN 2039	0.0	0.0	38.5	0.0	0.0	0.0	0.0	
SPR 2040	0.0	0.0	38.5	0.0	0.0	0.0	0.0	
SUM 2040	0.0	0.0	38.5	0.0	0.0	0.0	0.0	
WIN 2040	0.0	0.0	38.5	0.0	0.0	0.0	0.0	
SPR 2041	0.0	0.0	38.5	0.0	0.0	0.0	0.0	
SUM 2041	0.0	0.0	38.5	0.0	0.0	0.0	0.0	
WIN 2041	0.0	0.0	38.5	0.0	0.0	0.0	0.0	
SPR 2042	0.0	0.0	38.5	0.0	0.0	0.0	0.0	
SUM 2042	0.0	0.0	38.5	0.0	0.0	0.0	0.0	
WIN 2042	0.0	0.0	38.5	0.0	0.0	0.0	0.0	
SPR 2043	0.0	0.0	38.5	0.0	0.0	0.0	0.0	
SUM 2043	0.0	0.0	38.5	0.0	0.0	0.0	0.0	
WIN 2043	0.0	0.0	38.5	0.0	0.0	0.0	0.0	
SPR 2044	0.0	0.0	38.5	0.0	0.0	0.0	0.0	
SUM 2044	0.0	0.0	38.5	0.0	0.0	0.0	0.0	
WIN 2044	0.0	0.0	38.5	0.0	0.0	0.0	0.0	
SPR 2045	0.0	0.0	38.5	0.0	0.0	0.0	0.0	
SUM 2045	0.0	0.0	38.5	0.0	0.0	0.0	0.0	
WIN 2045	0.0	0.0	38.5	0.0	0.0	0.0	0.0	
SPR 2046	0.0	0.0	38.5	0.0	0.0	0.0	0.0	
SUM 2046	0.0	0.0	38.5	0.0	0.0	0.0	0.0	
WIN 2046	0.0	0.0	38.5	0.0	0.0	0.0	0.0	
SPR 2047	0.0	0.0	38.5	0.0	0.0	0.0	0.0	
SUM 2047	0.0	0.0	38.5	0.0	0.0	0.0	0.0	
WIN 2047	0.0	0.0	38.5	0.0	0.0	0.0	0.0	
SPR 2048	0.0	0.0	38.5	0.0	0.0	0.0	0.0	
SUM 2048	0.0	0.0	38.5	0.0	0.0	0.0	0.0	
WIN 2048	0.0	0.0	38.5	0.0	0.0	0.0	0.0	

ENHANCED GROUND-WATER RIGHTS TRANSFER

UNIVERSITY OF IDAHO - IDAHO WATER RESOURCES RESEARCH INSTITUTE

IDAHO DEPARTMENT OF WATER RESOURCES

Cells this color are set up for user entries



ENTER STARTING DATE FOR SIMULATION. THEN PUSH "UPDATE DATES" BUTTON

TRANSFER NO:

YEAR: 1950
SEASON: SPRING

TRANSFER NAME:

AFA

ENTER CELL LOCATIONS:

ROW	'TO' CELL	'FROM1' CELL	'FROM2' CELL	'FROM3' CELL
84	84	66		
90	90	128		

35-14040 10/16/1974

46.8

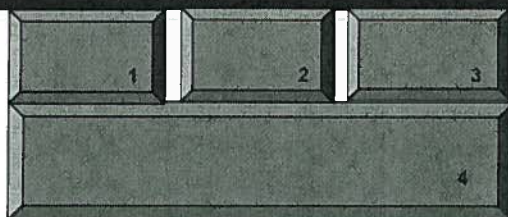
TRIMESTER OF ACTIVITY	TO WELL Projected Use AF/TRIMESTER	FROM1 WELL		FROM2 WELL		FROM3 WELL	
		With Transfer AF/TRIMESTER	Without Transfer AF/TRIMESTER	With Transfer AF/TRIMESTER	Without Transfer AF/TRIMESTER	With Transfer AF/TRIMESTER	Without Transfer AF/TRIMESTER
SPR 1950	0.0	0.0	0.0	0.0	0.0	0.0	0.0
SUM 1950	0.0	0.0	0.0	0.0	0.0	0.0	0.0
WIN 1950	0.0	0.0	0.0	0.0	0.0	0.0	0.0
SPR 1951	0.0	0.0	0.0	0.0	0.0	0.0	0.0
SUM 1951	0.0	0.0	0.0	0.0	0.0	0.0	0.0
WIN 1951	0.0	0.0	0.0	0.0	0.0	0.0	0.0
SPR 1952	0.0	0.0	0.0	0.0	0.0	0.0	0.0
SUM 1952	0.0	0.0	0.0	0.0	0.0	0.0	0.0
WIN 1952	0.0	0.0	0.0	0.0	0.0	0.0	0.0
SPR 1953	0.0	0.0	0.0	0.0	0.0	0.0	0.0
SUM 1953	0.0	0.0	0.0	0.0	0.0	0.0	0.0
WIN 1953	0.0	0.0	0.0	0.0	0.0	0.0	0.0
SPR 1954	0.0	0.0	0.0	0.0	0.0	0.0	0.0
SUM 1954	0.0	0.0	0.0	0.0	0.0	0.0	0.0
WIN 1954	0.0	0.0	0.0	0.0	0.0	0.0	0.0
SPR 1955	0.0	0.0	0.0	0.0	0.0	0.0	0.0
SUM 1955	0.0	0.0	0.0	0.0	0.0	0.0	0.0
WIN 1955	0.0	0.0	0.0	0.0	0.0	0.0	0.0
SPR 1956	0.0	0.0	0.0	0.0	0.0	0.0	0.0
SUM 1956	0.0	0.0	0.0	0.0	0.0	0.0	0.0
WIN 1956	0.0	0.0	0.0	0.0	0.0	0.0	0.0
SPR 1957	0.0	0.0	0.0	0.0	0.0	0.0	0.0
SUM 1957	0.0	0.0	0.0	0.0	0.0	0.0	0.0
WIN 1957	0.0	0.0	0.0	0.0	0.0	0.0	0.0
SPR 1958	0.0	0.0	0.0	0.0	0.0	0.0	0.0
SUM 1958	0.0	0.0	0.0	0.0	0.0	0.0	0.0
WIN 1958	0.0	0.0	0.0	0.0	0.0	0.0	0.0
SPR 1959	0.0	0.0	0.0	0.0	0.0	0.0	0.0
SUM 1959	0.0	0.0	0.0	0.0	0.0	0.0	0.0
WIN 1959	0.0	0.0	0.0	0.0	0.0	0.0	0.0
SPR 1960	0.0	0.0	0.0	0.0	0.0	0.0	0.0
SUM 1960	0.0	0.0	0.0	0.0	0.0	0.0	0.0
WIN 1960	0.0	0.0	0.0	0.0	0.0	0.0	0.0
SPR 1961	0.0	0.0	0.0	0.0	0.0	0.0	0.0
SUM 1961	0.0	0.0	0.0	0.0	0.0	0.0	0.0
WIN 1961	0.0	0.0	0.0	0.0	0.0	0.0	0.0
SPR 1962	0.0	0.0	0.0	0.0	0.0	0.0	0.0
SUM 1962	0.0	0.0	0.0	0.0	0.0	0.0	0.0
WIN 1962	0.0	0.0	0.0	0.0	0.0	0.0	0.0
SPR 1963	0.0	0.0	0.0	0.0	0.0	0.0	0.0
SUM 1963	0.0	0.0	0.0	0.0	0.0	0.0	0.0
WIN 1963	0.0	0.0	0.0	0.0	0.0	0.0	0.0
SPR 1964	0.0	0.0	0.0	0.0	0.0	0.0	0.0
SUM 1964	0.0	0.0	0.0	0.0	0.0	0.0	0.0
WIN 1964	0.0	0.0	0.0	0.0	0.0	0.0	0.0
SPR 1965	0.0	0.0	0.0	0.0	0.0	0.0	0.0
SUM 1965	0.0	0.0	0.0	0.0	0.0	0.0	0.0
WIN 1965	0.0	0.0	0.0	0.0	0.0	0.0	0.0
SPR 1966	0.0	0.0	0.0	0.0	0.0	0.0	0.0
SUM 1966	0.0	0.0	0.0	0.0	0.0	0.0	0.0
WIN 1966	0.0	0.0	0.0	0.0	0.0	0.0	0.0
SPR 1967	0.0	0.0	0.0	0.0	0.0	0.0	0.0
SUM 1967	0.0	0.0	0.0	0.0	0.0	0.0	0.0
WIN 1967	0.0	0.0	0.0	0.0	0.0	0.0	0.0
SPR 1968	0.0	0.0	0.0	0.0	0.0	0.0	0.0
SUM 1968	0.0	0.0	0.0	0.0	0.0	0.0	0.0
WIN 1968	0.0	0.0	0.0	0.0	0.0	0.0	0.0
SPR 1969	0.0	0.0	0.0	0.0	0.0	0.0	0.0
SUM 1969	0.0	0.0	0.0	0.0	0.0	0.0	0.0
WIN 1969	0.0	0.0	0.0	0.0	0.0	0.0	0.0
SPR 1970	0.0	0.0	0.0	0.0	0.0	0.0	0.0
SUM 1970	0.0	0.0	0.0	0.0	0.0	0.0	0.0
WIN 1970	0.0	0.0	0.0	0.0	0.0	0.0	0.0
SPR 1971	0.0	0.0	0.0	0.0	0.0	0.0	0.0
SUM 1971	0.0	0.0	0.0	0.0	0.0	0.0	0.0
WIN 1971	0.0	0.0	0.0	0.0	0.0	0.0	0.0
SPR 1972	0.0	0.0	0.0	0.0	0.0	0.0	0.0
SUM 1972	0.0	0.0	0.0	0.0	0.0	0.0	0.0
WIN 1972	0.0	0.0	0.0	0.0	0.0	0.0	0.0
SPR 1973	0.0	0.0	0.0	0.0	0.0	0.0	0.0
SUM 1973	0.0	0.0	0.0	0.0	0.0	0.0	0.0
WIN 1973	0.0	0.0	0.0	0.0	0.0	0.0	0.0
SPR 1974	0.0	0.0	0.0	0.0	0.0	0.0	0.0
SUM 1974	0.0	0.0	0.0	0.0	0.0	0.0	0.0
WIN 1974	0.0	0.0	0.0	0.0	0.0	0.0	0.0

ENHANCED GROUND-WATER RIGHTS TRANSFER

UNIVERSITY OF IDAHO - IDAHO WATER RESOURCES RESEARCH INSTITUTE

IDAHO DEPARTMENT OF WATER RESOURCES

Cells this color are set up for user entries



ENTER STARTING DATE FOR SIMULATION. THEN PUSH "UPDATE DATES" BUTTON

TRANSFER NO:

YEAR: 1950
SEASON: SPRING

TRANSFER NAME:

AFA

ENTER CELL LOCATIONS:

ROW	'TO' CELL	'FROM1' CELL	'FROM2' CELL	'FROM3' CELL
84		66		
90		128		

35-14040 10/16/1974

46.8

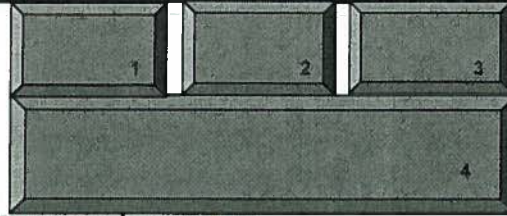
TRIMESTER OF ACTIVITY	TO WELL		FROM1 WELL		FROM2 WELL		FROM3 WELL	
	Projected Use	With Transfer	Without Transfer	With Transfer	Without Transfer	With Transfer	Without Transfer	
AF/TRIMESTER	AF/TRIMESTER	AF/TRIMESTER	AF/TRIMESTER	AF/TRIMESTER	AF/TRIMESTER	AF/TRIMESTER	AF/TRIMESTER	
SPR 1975	0.0	0.0	0.0	0.0	0.0	0.0	0.0	
SUM 1975	0.0	0.0	0.0	0.0	0.0	0.0	0.0	
WIN 1975	0.0	0.0	0.0	0.0	0.0	0.0	0.0	
SPR 1976	0.0	0.0	0.0	0.0	0.0	0.0	0.0	
SUM 1976	0.0	0.0	0.0	0.0	0.0	0.0	0.0	
WIN 1976	0.0	0.0	0.0	0.0	0.0	0.0	0.0	
SPR 1977	0.0	0.0	0.0	0.0	0.0	0.0	0.0	
SUM 1977	0.0	0.0	0.0	0.0	0.0	0.0	0.0	
WIN 1977	0.0	0.0	0.0	0.0	0.0	0.0	0.0	
SPR 1978	0.0	0.0	0.0	0.0	0.0	0.0	0.0	
SUM 1978	0.0	15.6	15.6	0.0	0.0	0.0	0.0	
WIN 1978	0.0	15.6	15.6	0.0	0.0	0.0	0.0	
SPR 1979	0.0	15.6	15.6	0.0	0.0	0.0	0.0	
SUM 1979	0.0	15.6	15.6	0.0	0.0	0.0	0.0	
WIN 1979	0.0	15.6	15.6	0.0	0.0	0.0	0.0	
SPR 1980	0.0	15.6	15.6	0.0	0.0	0.0	0.0	
SUM 1980	0.0	15.6	15.6	0.0	0.0	0.0	0.0	
WIN 1980	0.0	15.6	15.6	0.0	0.0	0.0	0.0	
SPR 1981	0.0	15.6	15.6	0.0	0.0	0.0	0.0	
SUM 1981	0.0	15.6	15.6	0.0	0.0	0.0	0.0	
WIN 1981	0.0	15.6	15.6	0.0	0.0	0.0	0.0	
SPR 1982	0.0	15.6	15.6	0.0	0.0	0.0	0.0	
SUM 1982	0.0	15.6	15.6	0.0	0.0	0.0	0.0	
WIN 1982	0.0	15.6	15.6	0.0	0.0	0.0	0.0	
SPR 1983	0.0	15.6	15.6	0.0	0.0	0.0	0.0	
SUM 1983	0.0	15.6	15.6	0.0	0.0	0.0	0.0	
WIN 1983	0.0	15.6	15.6	0.0	0.0	0.0	0.0	
SPR 1984	0.0	15.6	15.6	0.0	0.0	0.0	0.0	
SUM 1984	0.0	15.6	15.6	0.0	0.0	0.0	0.0	
WIN 1984	0.0	15.6	15.6	0.0	0.0	0.0	0.0	
SPR 1985	0.0	15.6	15.6	0.0	0.0	0.0	0.0	
SUM 1985	0.0	15.6	15.6	0.0	0.0	0.0	0.0	
WIN 1985	0.0	15.6	15.6	0.0	0.0	0.0	0.0	
SPR 1986	0.0	15.6	15.6	0.0	0.0	0.0	0.0	
SUM 1986	0.0	15.6	15.6	0.0	0.0	0.0	0.0	
WIN 1986	0.0	15.6	15.6	0.0	0.0	0.0	0.0	
SPR 1987	0.0	15.6	15.6	0.0	0.0	0.0	0.0	
SUM 1987	0.0	15.6	15.6	0.0	0.0	0.0	0.0	
WIN 1987	0.0	15.6	15.6	0.0	0.0	0.0	0.0	
SPR 1988	0.0	15.6	15.6	0.0	0.0	0.0	0.0	
SUM 1988	0.0	15.6	15.6	0.0	0.0	0.0	0.0	
WIN 1988	0.0	15.6	15.6	0.0	0.0	0.0	0.0	
SPR 1989	0.0	15.6	15.6	0.0	0.0	0.0	0.0	
SUM 1989	0.0	15.6	15.6	0.0	0.0	0.0	0.0	
WIN 1989	0.0	15.6	15.6	0.0	0.0	0.0	0.0	
SPR 1990	0.0	15.6	15.6	0.0	0.0	0.0	0.0	
SUM 1990	0.0	15.6	15.6	0.0	0.0	0.0	0.0	
WIN 1990	0.0	15.6	15.6	0.0	0.0	0.0	0.0	
SPR 1991	0.0	15.6	15.6	0.0	0.0	0.0	0.0	
SUM 1991	0.0	15.6	15.6	0.0	0.0	0.0	0.0	
WIN 1991	0.0	15.6	15.6	0.0	0.0	0.0	0.0	
SPR 1992	0.0	15.6	15.6	0.0	0.0	0.0	0.0	
SUM 1992	0.0	15.6	15.6	0.0	0.0	0.0	0.0	
WIN 1992	0.0	15.6	15.6	0.0	0.0	0.0	0.0	
SPR 1993	0.0	15.6	15.6	0.0	0.0	0.0	0.0	
SUM 1993	0.0	15.6	15.6	0.0	0.0	0.0	0.0	
WIN 1993	0.0	15.6	15.6	0.0	0.0	0.0	0.0	
SPR 1994	0.0	15.6	15.6	0.0	0.0	0.0	0.0	
SUM 1994	0.0	15.6	15.6	0.0	0.0	0.0	0.0	
WIN 1994	0.0	15.6	15.6	0.0	0.0	0.0	0.0	
SPR 1995	0.0	15.6	15.6	0.0	0.0	0.0	0.0	
SUM 1995	0.0	15.6	15.6	0.0	0.0	0.0	0.0	
WIN 1995	0.0	15.6	15.6	0.0	0.0	0.0	0.0	
SPR 1996	0.0	15.6	15.6	0.0	0.0	0.0	0.0	
SUM 1996	0.0	15.6	15.6	0.0	0.0	0.0	0.0	
WIN 1996	0.0	15.6	15.6	0.0	0.0	0.0	0.0	
SPR 1997	0.0	15.6	15.6	0.0	0.0	0.0	0.0	
SUM 1997	0.0	15.6	15.6	0.0	0.0	0.0	0.0	
WIN 1997	0.0	15.6	15.6	0.0	0.0	0.0	0.0	
SPR 1998	0.0	15.6	15.6	0.0	0.0	0.0	0.0	
SUM 1998	0.0	15.6	15.6	0.0	0.0	0.0	0.0	
WIN 1998	0.0	15.6	15.6	0.0	0.0	0.0	0.0	
SPR 1999	0.0	15.6	15.6	0.0	0.0	0.0	0.0	
SUM 1999	0.0	15.6	15.6	0.0	0.0	0.0	0.0	
WIN 1999	0.0	15.6	15.6	0.0	0.0	0.0	0.0	

ENHANCED GROUND-WATER RIGHTS TRANSFER

UNIVERSITY OF IDAHO - IDAHO WATER RESOURCES RESEARCH INSTITUTE

IDAHO DEPARTMENT OF WATER RESOURCES

Cells this color are set up for user entries



ENTER STARTING DATE FOR SIMULATION. THEN PUSH "UPDATE DATES" BUTTON

TRANSFER NO: _____

YEAR: 1950

SEASON: SPRING

TRANSFER NAME: _____

AFA

ENTER CELL LOCATIONS:

TO' CELL	'FROM1' CELL	'FROM2' CELL	'FROM3' CELL	35-14040 10/16/1974
84	66			
90	128			

46.8

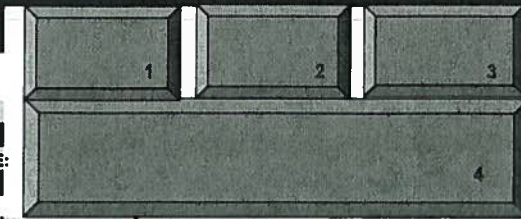
TRIMESTER OF ACTIVITY	TO WELL	FROM1 WELL		FROM2 WELL		FROM3 WELL	
	Projected Use AF/TRIMESTER	With Transfer AF/TRIMESTER	Without Transfer AF/TRIMESTER	With Transfer AF/TRIMESTER	Without Transfer AF/TRIMESTER	With Transfer AF/TRIMESTER	Without Transfer AF/TRIMESTER
SPR 2000	0.0	15.6	15.6	0.0	0.0	0.0	0.0
SUM 2000	0.0	15.6	15.6	0.0	0.0	0.0	0.0
WIN 2000	0.0	15.6	15.6	0.0	0.0	0.0	0.0
SPR 2001	0.0	15.6	15.6	0.0	0.0	0.0	0.0
SUM 2001	0.0	15.6	15.6	0.0	0.0	0.0	0.0
WIN 2001	0.0	15.6	15.6	0.0	0.0	0.0	0.0
SPR 2002	0.0	15.6	15.6	0.0	0.0	0.0	0.0
SUM 2002	0.0	15.6	15.6	0.0	0.0	0.0	0.0
WIN 2002	0.0	15.6	15.6	0.0	0.0	0.0	0.0
SPR 2003	0.0	15.6	15.6	0.0	0.0	0.0	0.0
SUM 2003	0.0	15.6	15.6	0.0	0.0	0.0	0.0
WIN 2003	0.0	15.6	15.6	0.0	0.0	0.0	0.0
SPR 2004	0.0	15.6	15.6	0.0	0.0	0.0	0.0
SUM 2004	0.0	15.6	15.6	0.0	0.0	0.0	0.0
WIN 2004	0.0	15.6	15.6	0.0	0.0	0.0	0.0
SPR 2005	0.0	15.6	15.6	0.0	0.0	0.0	0.0
SUM 2005	0.0	15.6	15.6	0.0	0.0	0.0	0.0
WIN 2005	0.0	15.6	15.6	0.0	0.0	0.0	0.0
SPR 2006	0.0	15.6	15.6	0.0	0.0	0.0	0.0
SUM 2006	0.0	15.6	15.6	0.0	0.0	0.0	0.0
WIN 2006	0.0	15.6	15.6	0.0	0.0	0.0	0.0
SPR 2007	0.0	15.6	15.6	0.0	0.0	0.0	0.0
SUM 2007	0.0	15.6	15.6	0.0	0.0	0.0	0.0
WIN 2007	0.0	15.6	15.6	0.0	0.0	0.0	0.0
SPR 2008	0.0	15.6	15.6	0.0	0.0	0.0	0.0
SUM 2008	0.0	15.6	15.6	0.0	0.0	0.0	0.0
WIN 2008	0.0	0.0	15.6	0.0	0.0	0.0	0.0
SPR 2009	0.0	0.0	15.6	0.0	0.0	0.0	0.0
SUM 2009	0.0	0.0	15.6	0.0	0.0	0.0	0.0
WIN 2009	0.0	0.0	15.6	0.0	0.0	0.0	0.0
SPR 2010	0.0	0.0	15.6	0.0	0.0	0.0	0.0
SUM 2010	0.0	0.0	15.6	0.0	0.0	0.0	0.0
WIN 2010	0.0	0.0	15.6	0.0	0.0	0.0	0.0
SPR 2011	0.0	0.0	15.6	0.0	0.0	0.0	0.0
SUM 2011	0.0	0.0	15.6	0.0	0.0	0.0	0.0
WIN 2011	0.0	0.0	15.6	0.0	0.0	0.0	0.0
SPR 2012	0.0	0.0	15.6	0.0	0.0	0.0	0.0
SUM 2012	0.0	0.0	15.6	0.0	0.0	0.0	0.0
WIN 2012	0.0	0.0	15.6	0.0	0.0	0.0	0.0
SPR 2013	15.6	0.0	15.6	0.0	0.0	0.0	0.0
SUM 2013	15.6	0.0	15.6	0.0	0.0	0.0	0.0
WIN 2013	15.6	0.0	15.6	0.0	0.0	0.0	0.0
SPR 2014	0.0	15.6	15.6	0.0	0.0	0.0	0.0
SUM 2014	0.0	15.6	15.6	0.0	0.0	0.0	0.0
WIN 2014	0.0	15.6	15.6	0.0	0.0	0.0	0.0
SPR 2015	0.0	15.6	15.6	0.0	0.0	0.0	0.0
SUM 2015	0.0	15.6	15.6	0.0	0.0	0.0	0.0
WIN 2015	0.0	15.6	15.6	0.0	0.0	0.0	0.0
SPR 2016	0.0	15.6	15.6	0.0	0.0	0.0	0.0
SUM 2016	0.0	15.6	15.6	0.0	0.0	0.0	0.0
WIN 2016	0.0	15.6	15.6	0.0	0.0	0.0	0.0
SPR 2017	0.0	15.6	15.6	0.0	0.0	0.0	0.0
SUM 2017	0.0	15.6	15.6	0.0	0.0	0.0	0.0
WIN 2017	0.0	15.6	15.6	0.0	0.0	0.0	0.0
SPR 2018	0.0	15.6	15.6	0.0	0.0	0.0	0.0
SUM 2018	0.0	15.6	15.6	0.0	0.0	0.0	0.0
WIN 2018	0.0	15.6	15.6	0.0	0.0	0.0	0.0
SPR 2019	0.0	15.6	15.6	0.0	0.0	0.0	0.0
SUM 2019	0.0	15.6	15.6	0.0	0.0	0.0	0.0
WIN 2019	0.0	15.6	15.6	0.0	0.0	0.0	0.0
SPR 2020	0.0	15.6	15.6	0.0	0.0	0.0	0.0
SUM 2020	0.0	15.6	15.6	0.0	0.0	0.0	0.0
WIN 2020	0.0	15.6	15.6	0.0	0.0	0.0	0.0
SPR 2021	0.0	15.6	15.6	0.0	0.0	0.0	0.0
SUM 2021	0.0	15.6	15.6	0.0	0.0	0.0	0.0
WIN 2021	0.0	15.6	15.6	0.0	0.0	0.0	0.0
SPR 2022	0.0	15.6	15.6	0.0	0.0	0.0	0.0
SUM 2022	0.0	15.6	15.6	0.0	0.0	0.0	0.0
WIN 2022	0.0	15.6	15.6	0.0	0.0	0.0	0.0
SPR 2023	0.0	15.6	15.6	0.0	0.0	0.0	0.0
SUM 2023	0.0	15.6	15.6	0.0	0.0	0.0	0.0
WIN 2023	0.0	15.6	15.6	0.0	0.0	0.0	0.0
SPR 2024	0.0	15.6	15.6	0.0	0.0	0.0	0.0
SUM 2024	0.0	15.6	15.6	0.0	0.0	0.0	0.0
WIN 2024	0.0	15.6	15.6	0.0	0.0	0.0	0.0

ENHANCED GROUND-WATER RIGHTS TRANSFER

UNIVERSITY OF IDAHO - IDAHO WATER RESOURCES RESEARCH INSTITUTE

IDAHO DEPARTMENT OF WATER RESOURCES

Cells this color are set up for user entries



ENTER STARTING DATE FOR SIMULATION. THEN PUSH "UPDATE DATES" BUTTON

YEAR: 1950
SEASON: SPRING

TRANSFER NO.:
TRANSFER NAME:

AFA

ENTER CELL LOCATIONS:		'TO' CELL	'FROM1' CELL	'FROM2' CELL	'FROM3' CELL		
ROW		84	66			35-14040 10/16/1974	46.8
COLUMN		90	128				

TRIMESTER OF ACTIVITY	TO WELL	FROM1 WELL		FROM2 WELL		FROM3 WELL	
	Projected Use AF/TRIMESTER	With Transfer AF/TRIMESTER	Without Transfer AF/TRIMESTER	With Transfer AF/TRIMESTER	Without Transfer AF/TRIMESTER	With Transfer AF/TRIMESTER	Without Transfer AF/TRIMESTER
SPR 2025	0.0	15.6	15.6	0.0	0.0	0.0	0.0
SUM 2025	0.0	15.6	15.6	0.0	0.0	0.0	0.0
WIN 2025	0.0	15.6	15.6	0.0	0.0	0.0	0.0
SPR 2026	0.0	15.6	15.6	0.0	0.0	0.0	0.0
SUM 2026	0.0	15.6	15.6	0.0	0.0	0.0	0.0
WIN 2026	0.0	15.6	15.6	0.0	0.0	0.0	0.0
SPR 2027	0.0	15.6	15.6	0.0	0.0	0.0	0.0
SUM 2027	0.0	15.6	15.6	0.0	0.0	0.0	0.0
WIN 2027	0.0	15.6	15.6	0.0	0.0	0.0	0.0
SPR 2028	0.0	15.6	15.6	0.0	0.0	0.0	0.0
SUM 2028	0.0	15.6	15.6	0.0	0.0	0.0	0.0
WIN 2028	0.0	15.6	15.6	0.0	0.0	0.0	0.0
SPR 2029	0.0	15.6	15.6	0.0	0.0	0.0	0.0
SUM 2029	0.0	15.6	15.6	0.0	0.0	0.0	0.0
WIN 2029	0.0	15.6	15.6	0.0	0.0	0.0	0.0
SPR 2030	0.0	15.6	15.6	0.0	0.0	0.0	0.0
SUM 2030	0.0	15.6	15.6	0.0	0.0	0.0	0.0
WIN 2030	0.0	15.6	15.6	0.0	0.0	0.0	0.0
SPR 2031	0.0	15.6	15.6	0.0	0.0	0.0	0.0
SUM 2031	0.0	15.6	15.6	0.0	0.0	0.0	0.0
WIN 2031	0.0	15.6	15.6	0.0	0.0	0.0	0.0
SPR 2032	0.0	15.6	15.6	0.0	0.0	0.0	0.0
SUM 2032	0.0	15.6	15.6	0.0	0.0	0.0	0.0
WIN 2032	0.0	15.6	15.6	0.0	0.0	0.0	0.0
SPR 2033	0.0	15.6	15.6	0.0	0.0	0.0	0.0
SUM 2033	0.0	15.6	15.6	0.0	0.0	0.0	0.0
WIN 2033	0.0	15.6	15.6	0.0	0.0	0.0	0.0
SPR 2034	0.0	15.6	15.6	0.0	0.0	0.0	0.0
SUM 2034	0.0	15.6	15.6	0.0	0.0	0.0	0.0
WIN 2034	0.0	15.6	15.6	0.0	0.0	0.0	0.0
SPR 2035	0.0	15.6	15.6	0.0	0.0	0.0	0.0
SUM 2035	0.0	15.6	15.6	0.0	0.0	0.0	0.0
WIN 2035	0.0	15.6	15.6	0.0	0.0	0.0	0.0
SPR 2036	0.0	15.6	15.6	0.0	0.0	0.0	0.0
SUM 2036	0.0	15.6	15.6	0.0	0.0	0.0	0.0
WIN 2036	0.0	15.6	15.6	0.0	0.0	0.0	0.0
SPR 2037	0.0	15.6	15.6	0.0	0.0	0.0	0.0
SUM 2037	0.0	15.6	15.6	0.0	0.0	0.0	0.0
WIN 2037	0.0	15.6	15.6	0.0	0.0	0.0	0.0
SPR 2038	0.0	15.6	15.6	0.0	0.0	0.0	0.0
SUM 2038	0.0	15.6	15.6	0.0	0.0	0.0	0.0
WIN 2038	0.0	15.6	15.6	0.0	0.0	0.0	0.0
SPR 2039	0.0	15.6	15.6	0.0	0.0	0.0	0.0
SUM 2039	0.0	15.6	15.6	0.0	0.0	0.0	0.0
WIN 2039	0.0	15.6	15.6	0.0	0.0	0.0	0.0
SPR 2040	0.0	15.6	15.6	0.0	0.0	0.0	0.0
SUM 2040	0.0	15.6	15.6	0.0	0.0	0.0	0.0
WIN 2040	0.0	15.6	15.6	0.0	0.0	0.0	0.0
SPR 2041	0.0	15.6	15.6	0.0	0.0	0.0	0.0
SUM 2041	0.0	15.6	15.6	0.0	0.0	0.0	0.0
WIN 2041	0.0	15.6	15.6	0.0	0.0	0.0	0.0
SPR 2042	0.0	15.6	15.6	0.0	0.0	0.0	0.0
SUM 2042	0.0	15.6	15.6	0.0	0.0	0.0	0.0
WIN 2042	0.0	15.6	15.6	0.0	0.0	0.0	0.0
SPR 2043	0.0	15.6	15.6	0.0	0.0	0.0	0.0
SUM 2043	0.0	15.6	15.6	0.0	0.0	0.0	0.0
WIN 2043	0.0	15.6	15.6	0.0	0.0	0.0	0.0
SPR 2044	0.0	15.6	15.6	0.0	0.0	0.0	0.0
SUM 2044	0.0	15.6	15.6	0.0	0.0	0.0	0.0
WIN 2044	0.0	15.6	15.6	0.0	0.0	0.0	0.0
SPR 2045	0.0	15.6	15.6	0.0	0.0	0.0	0.0
SUM 2045	0.0	15.6	15.6	0.0	0.0	0.0	0.0
WIN 2045	0.0	15.6	15.6	0.0	0.0	0.0	0.0
SPR 2046	0.0	15.6	15.6	0.0	0.0	0.0	0.0
SUM 2046	0.0	15.6	15.6	0.0	0.0	0.0	0.0
WIN 2046	0.0	15.6	15.6	0.0	0.0	0.0	0.0
SPR 2047	0.0	15.6	15.6	0.0	0.0	0.0	0.0
SUM 2047	0.0	15.6	15.6	0.0	0.0	0.0	0.0
WIN 2047	0.0	15.6	15.6	0.0	0.0	0.0	0.0
SPR 2048	0.0	15.6	15.6	0.0	0.0	0.0	0.0
SUM 2048	0.0	15.6	15.6	0.0	0.0	0.0	0.0
WIN 2048	0.0	15.6	15.6	0.0	0.0	0.0	0.0