

WATERMASTER'S REPORT

From April, 2005 To October, 2005

RECEIVED

JUL 22 2005

Department of Water Resources
Eastern Region

Water District No. 11-E

Name of Watermaster Jeremiah Mattson

P.O. Address P.O. Box 104 Paris Id 83261


AFFIDAVIT OF WATERMASTER

STATE OF IDAHO)
COUNTY OF Bear Lake) ss.

Jeremiah Mattson, being first duly sworn, deposes and says that he is Watermaster of Water District 11-E, having been lawfully appointed by Richard Stocker, Director, Idaho Department of Water Resources, and that the volumes of water, as stated in this report and prorated by him to the water right holders of the district are correct.

James R. Mattson
(Deputy) Watermaster District No. 11-E

Subscribed and sworn to before me, this 19th day of July, 192005



Julia P. Howell
Notary Public

My Commission expires 8/30/2006

Boise, Idaho, _____, 19____

I HEREBY CERTIFY, that _____ was lawfully appointed by me as Water Master of Water District No. _____, and that the information contained in this report, as herein sworn to, is, to the best of my knowledge and belief, correct.

Director, Department of Water Resources

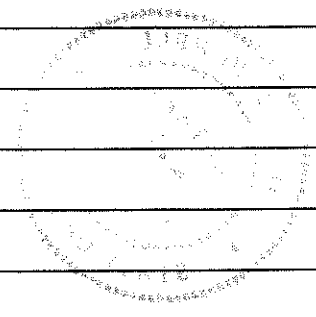
By _____

WATER RIGHT OWNER

IDWR
WATER RIGHT
IDENT No.

DIVERSION NAME / REMARKS

1
2
3
4
5
6
7
8
9
10
11
12
13
14
15
16
17
18
19
20
21
22
23
24
25
26
27
28
29
30



SECTION 42-606 IDAHO CODE

REPORTS OF WATERMASTERS. All watermasters shall make an annual report to the department of water resources prior to the expiration of the watermaster's appointment for the current year. This report shall show the total amount of water delivered by the watermaster during the preceding year, the amount delivered to each water user, the total expense of delivery and the apportionment of expenses among users and all debits and credits to be carried over to the following year. Such report shall also include records of stream flow the watermaster used or made in the process of distributing water supplies. The director may ask for other information deemed necessary in assuring proper distribution of water supplies within the district. The reports of watermasters to the department of water resources shall be filed and kept in the office of the department.

Instructions For Completing Annual Watermaster's Report

This form has been developed to assist the watermaster in complying with some of the annual reporting requirements of Section 42-606, Idaho Code. The form provides for summary of the amount of water delivered by the watermaster to each user, the total expense of delivery and the apportionment of expenses among water users, including debits and credits. **Water distribution and hydrologic information including stream flow records, daily diversion data, water right information and water right priority cut summaries should be presented in a separate water distribution report.**

Complete this annual report form of delivery and costs as follows:

- 1) Enter water right holder name, corresponding IDWR water right number or numbers, and corresponding diversion name and/or remarks on page 2;
- 2) Enter the total amount of water delivered to each user as total 24-hour second feet under column 1, page 3. Total **24-hour second feet** is a flow rate expressed in terms of one day or 24 hours. For example, a continuous diversion of 2 cfs over 20 days would equal 40 24-hour second feet.
- 3) Under column 3, page 3, enter the amount of money assessed or billed to each user at the beginning of the year. The assessment may be found in the previous year's adopted budget report.
- 4) In the work space provided on the right hand side of page 3, add up total watermaster salary costs and expenses and enter as 'TOTAL COST'. Then divide this total cost by the total number of 24-hour second feet delivered (sum of column 1) to obtain the cost per 24 hour second feet delivered, or the unit cost factor.
- 5) Under column 2, page 3, multiply the unit cost factor (obtained in step number 4 above) by each user's total 24-hour second feet delivery in column 1 to obtain the total cost against each user.
- 6) For each user, subtract the total cost amount in column 2 from the adopted budget in column 3 and enter the difference either as a credit or debit (negative differences entered as debits, positive differences entered as credits).
- 7) Sign the report before a notary public and submit the original to the appropriate regional office of the Department of Water Resources. Retain one copy for the Water District.

WATERMASTER'S REPORT

From April, 2005, 19 To October, 20, 05, 49

Water District No. 11-E

Name of Watermaster Jeremiah Mattson

P.O. Address P.O. Box 104 148E 2nd South Paris ID 83261

AFFIDAVIT OF WATERMASTER

RECEIVED

JUN 29 2005

Department of Water Resources
Eastern Region

STATE OF IDAHO)
COUNTY OF Ben Laker) ss.

Jeremiah Mattson, being first duly sworn, deposes and says that he is Watermaster of Water District 11-E, having been lawfully appointed by James Mattson, Director, Idaho Department of Water Resources, and that the volumes of water, as stated in this report and prorated by him to the water right holders of the district are correct.


Jeremiah Mattson

(Deputy) Watermaster District No. 11-E

Subscribed and sworn to before me, this 28th day of June, 2005

Marilyn P. Sorenson
Notary Public

(SEAL)



My Commission expires 9-26-09

Boise, Idaho, _____, 19____

I HEREBY CERTIFY, that _____ was lawfully appointed by me as Water Master of Water District No. 11-E, and that the information contained in this report, as herein sworn to, is, to the best of my knowledge and belief, correct.

Director, Department of Water Resources

By _____

WATER RIGHT OWNER	IDWR WATER RIGHT IDENT No.	DIVERSION NAME / REMARKS
1		
2		
3		
4		
5		
6		
7		
8		
9		
10		
11		
12		
13		
14		
15		
16		
17		
18		
19		
20		
21		
22		
23		
24		
25		
26		
27		
28		
29		
30		

SECTION 42-606 IDAHO CODE

REPORTS OF WATERMASTERS. All watermasters shall make an annual report to the department of water resources prior to the expiration of the watermaster's appointment for the current year. This report shall show the total amount of water delivered by the watermaster during the preceding year, the amount delivered to each water user, the total expense of delivery and the apportionment of expenses among users and all debits and credits to be carried over to the following year. Such report shall also include records of stream flow the watermaster used or made in the process of distributing water supplies. The director may ask for other information deemed necessary in assuring proper distribution of water supplies within the district. The reports of watermasters to the department of water resources shall be filed and kept in the office of the department.

Instructions For Completing Annual Watermaster's Report

This form has been developed to assist the watermaster in complying with some of the annual reporting requirements of Section 42-606, Idaho Code. The form provides for summary of the amount of water delivered by the watermaster to each user, the total expense of delivery and the apportionment of expenses among water users, including debits and credits. **Water distribution and hydrologic information including stream flow records, daily diversion data, water right information and water right priority cut summaries should be presented in a separate water distribution report.**

Complete this annual report form of delivery and costs as follows:

- 1) Enter water right holder name, corresponding IDWR water right number or numbers, and corresponding diversion name and/or remarks on page 2;
- 2) Enter the total amount of water delivered to each user as total 24-hour second feet under column 1, page 3. Total **24-hour second feet** is a flow rate expressed in terms of one day or 24 hours. For example, a continuous diversion of 2 cfs over 20 days would equal 40 24-hour second feet.
- 3) Under column 3, page 3, enter the amount of money assessed or billed to each user at the beginning of the year. The assessment may be found in the previous year's adopted budget report.
- 4) In the work space provided on the right hand side of page 3, add up total watermaster salary costs and expenses and enter as 'TOTAL COST'. Then divide this total cost by the total number of 24-hour second feet delivered (sum of column 1) to obtain the cost per 24 hour second feet delivered, or the unit cost factor.
- 5) Under column 2, page 3, multiply the unit cost factor (obtained in step number 4 above) by each user's total 24-hour second feet delivery in column 1 to obtain the total cost against each user.
- 6) For each user, subtract the total cost amount in column 2 from the adopted budget in column 3 and enter the difference either as a credit or debit (negative differences entered as debits, positive differences entered as credits).
- 7) Sign the report before a notary public and submit the original to the appropriate regional office of the Department of Water Resources. Retain one copy for the Water District.